



2011/2012



**ROULUNDS**  
RUBBER



Zuordnungsliste

**PKW + Transporter**

Application guide

**cars + vans**

Liste de correspondance

**voitures + camionnettes**

Lista de aplicaciones

**turismos + furgonetas**

Elenco di comparazione


**per autovetture + autocarro**

Таблица применяемости

**Легковые автомобили + Мини-вэы**

## Service

- 2 — Roulunds Rubber im Internet  
 Roulunds Rubber in the Internet  
 Roulunds Rubber sur Internet  
 Roulunds Rubber Internet  
 Roulunds Rubber i Internet  
 Roulunds Rubber в Интернете

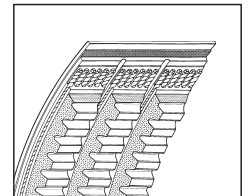
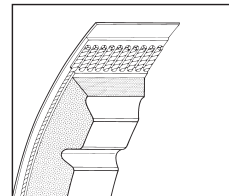


- 3 — Service-Zubehör  
 Service accessories  
 Accessoires  
 Accesorios  
 Accessori  
 Аксессуары

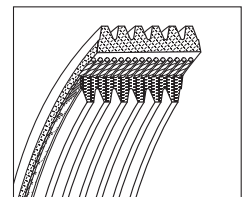
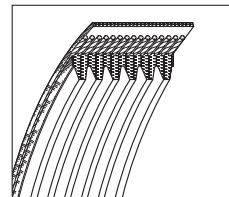


## Riemen / Belts / Courroies / Correas / Cinghie / ремни

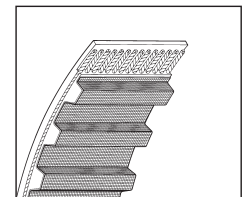
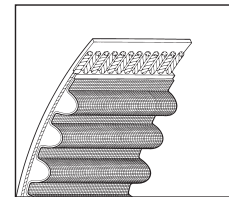
- 6 — ROFAN™ - V-BELTS  
 Flankenoffene Keilriemen  
 Raw-Edge Cogged Fan Belts  
 Courroies trapézoïdales à flancs nus  
 Correas trapeziales, flancos desnudos  
 Cinghie trapezoidali a fianchi aperti  
 Клиновые ремни с боковыми гранями



- 12 — ROFAN™ - MULTIRIB BELTS  
 Keilrippenriemen  
 Multiple V-Ribbed Belts  
 Courroies striées  
 Correas ranuradas longitudinalmente  
 Cinghie scanalate  
 Поликлиновые ремни



- 16 — RO-DRIVE™  
 Zahnriemen  
 Timing Belts  
 Courroies synchrones  
 Correas dentadas  
 Cinghie sincrone  
 Зубчатые ремни



## Kits

- 20 — RO-DRIVE™ - KITS  
 Zahnriemenkits  
 Timing belt kits  
 Courroies synchrones kits  
 Correas dentadas kits  
 Cinghie sincrone kits  
 Зубчатые ремни kits



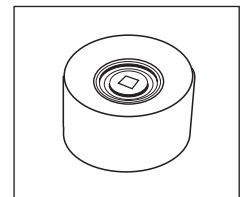
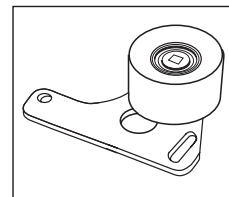
## Kits

- 23 — ROFAN™ - ELAST TOOL KITS  
Elastische Keilrippenriemen mit Einweg-Montagewerkzeug  
Elastic V-ribbed belts with disposable installation tool  
Courroies striées élastiques avec outil de montage à jeter  
Correas acanaladas elásticas con herramienta de montaje desechable  
Cinghie trapezoidali scanalate elastiche con strumento di montaggio monouso  
эластичные поликлиновые ремни с одноразовым монтажным инструментом



## Bilder / Pictures / Photos / Imágenes / Figure / рисунки + OE-Nr.

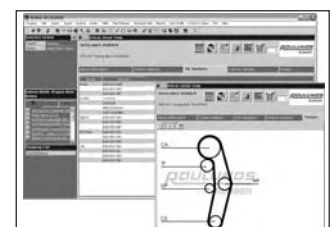
- 25 — Umlenk- und Spannrollen  
Deflection and tensioning pulleys  
Galets tendeurs et guideurs  
Rodillos inversores y de tensión  
Galoppini e rulli tendicinghia  
Обводные и натяжные ролики




- 46 — Zuordnungsliste PKW  
Cross-reference list for passenger cars  
Liste de correspondance voitures de tourisme  
Lista indicativa de correas para turismos  
Elenco di correlazione per autovetture  
Таблица соответствий. Легковые автомобили.



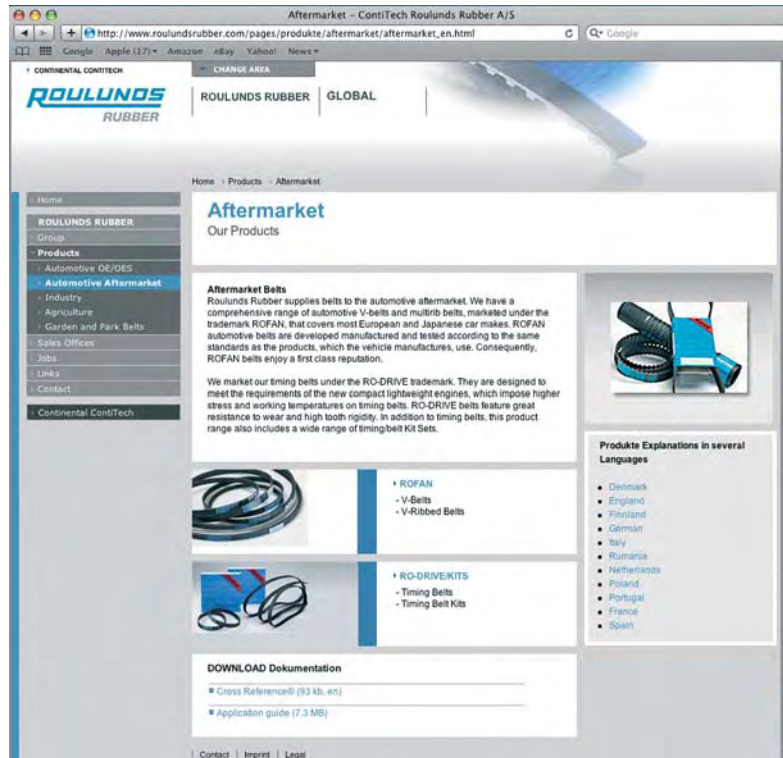
- 419 — Original-Teile-Nr. / Wettbewerbsbezeichnungen  
Original part no. / Competitor part no.s  
Réf. automobile / références autres produits  
Ref. original / referencias de otros fabricantes  
Numeri originali / referenza per prodotti di terzi  
Оригинальный № / Наименование конкурентной продукции



- 425 — Abkürzungsverzeichnis / Zeichenerklärung  
List of abbreviations / Key to symbols  
Liste des abréviations / Signification des symboles  
Índice de abreviaturas / Significado de símbolos  
Indice delle abbreviazioni / Spiegazione de simbolos  
Значение аббревиатуры / Условное обозначение



Roulunds Rubber im Internet  
 Roulunds Rubber in the Internet  
 Roulunds Rubber sur Internet  
 Roulunds Rubber Internet  
 Roulunds Rubber i Internet  
 Roulunds Rubber в Интернете



### Roulunds Rubber im Internet

Auf unserer Homepage finden Sie Informationen über:

- Produkte
- Serviceprogramm
- Broschüren
- Downloads
- Online Katalog
- Newsletter (Technical News)

### Roulunds Rubber en Internet

En nuestra página Web encontrará informaciones sobre:

- productos
- programa de servicios
- folletos
- downloads
- catálogo Online
- Boletín informativo (Technical News)

### Roulunds Rubber in the Internet

On our homepage you can find the following information:

- products
- service programme
- brochures
- downloads
- Online Katalog
- Newsletter (Technical News)

### Roulunds Rubber i Internet.

Nella nostra homepage troverete informazioni su:

- prodotti
- programmi di assistenza
- prospetti
- downloads
- Catalogo online
- Newsletter (Technical News)

### Roulunds Rubber sur Internet

Vous trouverez sur notre site Internet des informations sur:

- nos produits
- notre programme de services
- nos brochures
- le téléchargement
- catalogue en ligne
- Bulletin d'informations (Technical News)

### Roulunds Rubber в Интернете

Здесь вы найдете информацию

- продукции
- сервисных программах
- брошюрах и проспектах
- downloads
- каталог онлайн
- бюллетень Technical News

[www.roulundsrubber.com](http://www.roulundsrubber.com)



## Service



67 76 149 000

Längenmessgerät für Keilriemen und Keilrippenriemen.

Length gauge for V-belts and multiple V-ribbed belts.

Mesureur de longueur pour courroies trapézoïdales et courroies striées.

Medidor de correas trapeziales y ranuradas longitudinalmente.

Apparecchiatura di misurazione lunghezza per cinghie trapezoidali e cinghie trapezoidali scanalate.

Линейка для измерения длины клиновых и поликлиновых ремней



67 76 153 000

Wandaufhänger Typ A

Hock rack, type A

Présentoir mural pour courroies trapézoïdales et courroies striées, type A

Listón mural, tipo A

Espositore a parete tipo A

Настенная линейка для клиновых и поликлиновых ремней



RR 6274

RR 6534

Zuordnungslisten für PKW und Nutzfahrzeuge.

Application guides for passenger cars and commercial vehicles.

Listes de correspondance, pour voitures de tourisme et véhicules utilitaires.

Listas indicativas para turismos y vehículos comerciales.

Elenchi di correlazione per automobili e veicoli commerciali.

Таблицы соответствий для легкового и коммерческого транспорта



RR 7209

Poster

Posters

Poster

Cartel

Poster

Постеры/Плакаты



RR 6937

Imagebroschüre

Image brochure

Brochure d'image de marque

Prospecto de imagen

Profilo della società

Имиджевая брошюра

RUBBER ROULUNDOS RUBBER ROULUNDOS RUBBER ROULUNDOS RUBBER ROULUNDOS RUBBER ROULUNDOS RUBBER

2011/2012



**ROULUNDOS**  
RUBBER

Abmessungenverzeichnis

**PKW + Transporter**

List of dimensions

**cars + vans**

Liste de dimensions

**voitures + camionettes**

Listado de dimensiones


**turismos + furgonetas**

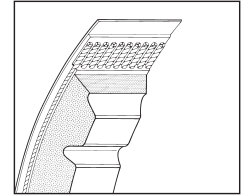
Elenco delle misure

**autovetture + autocarro**

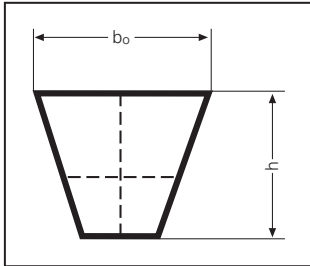
Таблицы размеров

**Легковые автомобили + Мини-вэы**





## ROFAN™ - V-belts



	$\approx b_o$ (mm)	$\approx h$ (mm)	La $\Delta$ (%)	DIN / ISO
<b>1A</b> (AVX 10 / 9,5)	10,0	8	- 1 + 0,5	7753 III / 2698
<b>2A</b> (11,9)	11,9	8	- 1 + 0,5	
<b>3A</b> (AVX 13 / 12,5)	13,0	9	- 1 + 0,5	7753 III / 2698



**1A0950  $\hat{=}$  AVX10 x 950  $\hat{=}$  9,5 x 950 La**  
**3A1200  $\hat{=}$  AVX13 x1200  $\hat{=}$  12,5 x1200 La**

Abmessung  
Size  
Dimension  
Dimensión  
Dimensione  
Размер

Abmessung  
Size  
Dimension  
Dimensión  
Dimensione  
Размер

Abmessung  
Size  
Dimension  
Dimensión  
Dimensione  
Размер

Abmessung  
Size  
Dimension  
Dimensión  
Dimensione  
Размер

Abmessung  
Size  
Dimension  
Dimensión  
Dimensione  
Размер

Abmessung  
Size  
Dimension  
Dimensión  
Dimensione  
Размер

Abmessung  
Size  
Dimension  
Dimensión  
Dimensione  
Размер

### 1A (La)

1A0505	1A0750
1A0540	1A0757
1A0550	1A0763
1A0580	1A0770
1A0593	1A0775
1A0600	1A0785
1A0610	1A0788
1A0613	1A0795
1A0617	1A0800
1A0625	1A0813
1A0630	1A0818
1A0635	1A0825
1A0643	1A0838
1A0650	1A0850
1A0660	1A0858
1A0666	1A0865
1A0675	1A0875
1A0680	1A0888
1A0685	1A0900
1A0690	1A0905
1A0695	1A0910
1A0700	1A0913
1A0710	1A0920
1A0715	1A0925
1A0725	1A0930
1A0730	1A0935
1A0735	1A0940
1A0740	1A0950

1A0960	1A1184
1A0965	1A1190
1A0975	1A1200
1A0980	1A1215
1A0983	1A1225
1A0990	1A1238
1A1000	1A1250
1A1005	1A1275
1A1013	1A1300
1A1025	1A1310
1A1035	1A1325
1A1050	1A1350
1A1060	1A1375
1A1065	1A1400
1A1070	1A1425
1A1075	1A1450
1A1085	1A1475
1A1090	1A1500
1A1100	1A1525
1A1110	1A1550
1A1113	1A1575
1A1125	1A1600
1A1133	1A1625
1A1140	1A1650
1A1150	1A1700
1A1155	1A1750
1A1165	1A1775
1A1175	

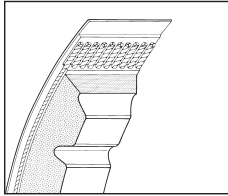
### 2A (La)

2A0643	2A0925
2A0650	2A0950
2A0670	2A0965
2A0675	2A0985
2A0685	2A0995
2A0690	2A1000
2A0695	2A1010
2A0710	2A1013
2A0730	2A1025
2A0745	2A1036
2A0755	2A1042
2A0758	2A1150
2A0768	2A1171
2A0772	2A1175
2A0783	2A1183
2A0790	2A1214
2A0793	2A1288
2A0806	2A1350
2A0820	
2A0835	
2A0864	
2A0866	
2A0868	
2A0875	
2A0876	
2A0885	
2A0903	
2A0912	

### 3A (La)

3A0600
3A0610
3A0625
3A0640
3A0650
3A0655
3A0675
3A0685
3A0700
3A0710
3A0725
3A0750
3A0765
3A0775
3A0780
3A0785
3A0800
3A0810
3A0818
3A0825
3A0835
3A0840
3A0850
3A0865
3A0875
3A0885
3A0890
3A0900





### ROFAN™ - V-belts

Abmessung  
Size  
Dimension  
Dimensión  
Dimensione  
Размер

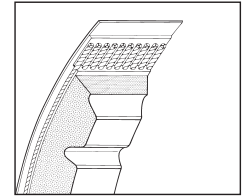
Abmessung  
Size  
Dimension  
Dimensión  
Dimensione  
Размер

Abmessung  
Size  
Dimension  
Dimensión  
Dimensione  
Размер

Abmessung  
Size  
Dimension  
Dimensión  
Dimensione  
Размер

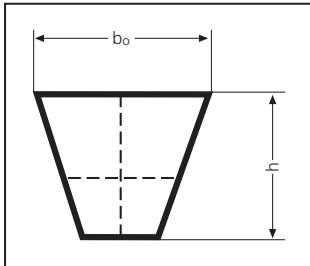
<b>3A (La)</b>		<b>4A (La)</b>	<b>XPB (La)</b>			
3A0915	3A1350	4A1040	XPB1250			
3A0920	3A1375	4A1055	XPB1320			
3A0925	3A1385	4A1080	XPB1400			
3A0930	3A1400	4A1090	XPB1450			
3A0938	3A1410	4A1100	XPB1500			
3A0947	3A1425	4A1195	XPB1650			
3A0950	3A1450	4A1225	XPB1700			
3A0960	3A1475	4A1250	XPB1900			
3A0968	3A1485		XPB1950			
3A0975	3A1500		XPB2000			
3A0985	3A1525		XPB2100			
3A0990	3A1535		XPB2120			
3A1000	3A1550		XPB2150			
3A1015	3A1575		XPB2240			
3A1025	3A1600					
3A1030	3A1625					
3A1040	3A1650					
3A1050	3A1675					
3A1055	3A1700					
3A1060	3A1718					
3A1075	3A1725					
3A1085	3A1750					
3A1100	3A1775					
3A1118	3A1800					
3A1125	3A1825					
3A1138	3A1850					
3A1145	3A1863					
3A1150	3A1875					
3A1160	3A1900					
3A1165	3A1925					
3A1175	3A1950					
3A1184	3A1975					
3A1188	3A2000					
3A1200	3A2025					
3A1225	3A2050					
3A1235	3A2100					
3A1250	3A2150					
3A1260	3A2450					
3A1275	3A2500					
3A1285						
3A1290						
3A1300						
3A1325						
3A1338						





## Sätze / Sets / Jeux / Juegos / Serie / Комплекты

### ROFAN™-V-belts



	≈b <sub>o</sub> (mm)	≈h (mm)	LaΔ (%)	DIN / ISO
1A (AVX 10/9,5)	10,0	8	0,15	7753 III / 2790
3A (AVX 13/12,5)	13,0	9	0,15	7753 III / 2790



**1A 0975 SA2 = 2 x 1A0975**  
**3A 0975 SA3 = 3 x 3A0975**

#### Satzgerechte Kfz-Keilriemen

garantieren bei mehrrolligen Antrieben:

- eine gleichmäßige Lastverteilung
- eine hohe Leistungsfähigkeit
- eine hohe Wirtschaftlichkeit

Roulunds ROFAN™ 3A sind im Längenbereich 1000 mm bis 2100 mm in 25 mm Schritten (1000, 1025, 1050..) mit Satznummern (44 bis 53) gekennzeichnet.

**Wichtig!** Keilriemen die im Satz laufen sollen, müssen die gleiche Satznummer aufweisen.

#### Correas para automoción aptas para trabajar en juegos

garantizan para transmisiones de poleas múltiples:

- repartición uniforme de las cargas
- alto rendimiento
- gran rentabilidad

Las correas Roulunds ROFAN™ 3A en las longitudes de 1000 mm hasta 2100 mm están marcadas en pasos de 25 mm (1000, 1025, 1050) con números de juego (44 a 53).

**¡Importante!** Las correas que funcionen juntas deben llevar el mismo número de juego.

#### Fanbelts in matching lengths

guarantee for multi-groove drive units

- even load distribution
- high performance
- high economy

Roulunds ROFAN™ 3A fan belts are manufactured in lengths from 1000 mm to 2100 mm in steps of 25 mm (i.e. 1000, 1025, 1050 mm etc.) and are marked with set numbers (44 to 53).

**Important!** Fan belts that are intended for use in a set must all have the same set number.

#### Cinghie trapezoidali a gruppi per autovetture

consentono nelle trasmissioni multiple:

- una distribuzione omogenea del carico
- elevato rendimento
- alta economicità

Le cinghie trapezoidali Roulunds ROFAN™ 3A sono disponibili nel campo di lunghezza compreso tra 1000 e 2100 mm a passi di 25 mm (1000, 1025, 1050) e contrassegnate con i numeri di serie (da 44 a 53).

**Importante!** Le cinghie previste per il funzionamento in serie devono avere lo stesso numero di serie.

#### Les courroies trapézoïdales compatibles en jeux

garantissent, pour les transmissions à poulies multiples:

- une répartition uniforme des contraintes
- des performances élevées
- une grande rentabilité

Les courroies trapézoïdales Roulunds ROFAN™ 3A comportent dans la plage de longueurs de 1.000 mm à 2.100 mm des numéros de jeux (44 à 53) par tranche de 25 mm (1000, 1025, 1050...).

**Important!** Les courroies trapézoïdales devant fonctionner en jeux doivent présenter le même numéro de jeu.

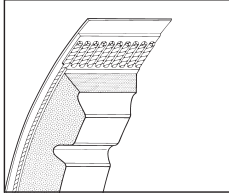
Комплектные поликлиновые ремни в ручейковых приводах гарантируют:

- равномерное распределение нагрузки
- большую мощность
- высокую экономичность

Roulunds ROFAN™ 3A ремни клиновые имеют шаговую разметку в 25 мм на отрезке от 1000 мм до 2100 мм (1000, 1025, 1050...). Маркировка: с 44 до 53.

**Внимание!** Клиновые ремни работающие комплектно, Должны иметь те же номера маркировки.

**ORIGINAL GEMESSENER SATZ**  
**FACTORY MEASURED SET**  
**JEU APPAIRÉ D' ORIGINE**  
**JUEGO MEDIDO EN FÁBRICA**  
**SERIE MISURATA IN FABBRICA**  
**ОРИГИНАЛЬНЫЙ ЗАМЕР КОМПЛЕКТА**



### Sätze / Sets / Jeux / Juegos / Serie / Комплекты

Abmessung  
Size  
Dimension  
Dimensión  
Dimensione  
Размер

Abmessung  
Size  
Dimension  
Dimensión  
Dimensione  
Размер

Abmessung  
Size  
Dimension  
Dimensión  
Dimensione  
Размер

Abmessung  
Size  
Dimension  
Dimensión  
Dimensione  
Размер

#### 2 x 1A

2 x 1A0675  
2 x 1A0700  
2 x 1A0875  
2 x 1A0920  
2 x 1A0925  
2 x 1A0975  
2 x 1A0980  
2 x 1A0990  
2 x 1A1000  
2 x 1A1025  
2 x 1A1050  
2 x 1A1075  
2 x 1A1100  
2 x 1A1125  
2 x 1A1150  
2 x 1A1175  
2 x 1A1200  
2 x 1A1225  
2 x 1A1250  
2 x 1A1275  
2 x 1A1300  
2 x 1A1325  
2 x 1A1350  
2 x 1A1375  
2 x 1A1400  
2 x 1A1425  
2 x 1A1450  
2 x 1A1475  
2 x 1A1500  
2 x 1A1550  
2 x 1A1575  
2 x 1A1650  
2 x 1A1700  
2 x 1A1725  
2 x 1A1825

#### 2 x 3A

2 x 3A0900  
2 x 3A0925  
2 x 3A0950  
2 x 3A0975  
2 x 3A1000  
2 x 3A1025  
2 x 3A1030  
2 x 3A1050  
2 x 3A1075  
2 x 3A1100  
2 x 3A1125  
2 x 3A1150  
2 x 3A1175  
2 x 3A1200  
2 x 3A1225  
2 x 3A1250  
2 x 3A1275  
2 x 3A1300  
2 x 3A1310  
2 x 3A1325  
2 x 3A1350  
2 x 3A1375  
2 x 3A1400  
2 x 3A1425  
2 x 3A1450  
2 x 3A1475  
2 x 3A1485  
2 x 3A1500  
2 x 3A1512  
2 x 3A1525  
2 x 3A1550  
2 x 3A1575  
2 x 3A1600  
2 x 3A1625  
2 x 3A1650  
2 x 3A1675  
2 x 3A1700  
2 x 3A1725  
2 x 3A1750  
2 x 3A1775  
2 x 3A1800  
2 x 3A1825  
2 x 3A1850  
2 x 3A1875

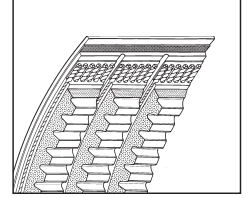
2 x 3A1900  
2 x 3A1925  
2 x 3A1950  
2 x 3A1975  
2 x 3A2000  
2 x 3A2018  
2 x 3A2025  
2 x 3A2050  
2 x 3A2100  
2 x 3A2250  
2 x 3A2425  
2 x 3A2450  
2 x 3A2500  
2 x 3A2818

#### 3 x 1A

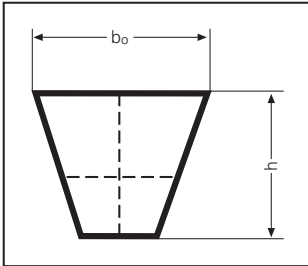
3 x 1A1650  
3 x 1A1675  
3 x 1A1750  
3 x 1A1775

#### 3 x 3A

3 x 3A1025  
3 x 3A1050  
3 x 3A1175  
3 x 3A1200  
3 x 3A1225  
3 x 3A1250  
3 x 3A1325  
3 x 3A1400  
3 x 3A1600  
3 x 3A1675  
3 x 3A1700  
3 x 3A1750  
3 x 3A1775  
3 x 3A1850



## ROFAN™ - MULTIBELT



	$\approx b_0$ (mm)	$\approx h$ (mm)	(mm)
1A (AVX 10/9,5)	10,0	8	$La = Ld + 13$
3A (AVX 13/12,5)	13,0	9	$La = Ld + 18$



**12,5 La = 3A**

Abmessung  
Size  
Dimension  
Dimensión  
Dimensione  
Размер

### 2/ 3A

2/ 3A1150  
2/ 3A1375  
2/ 3A1450  
2/ 3A1475  
2/ 3A1500  
2/ 3A1575  
2/ 3A1625  
2/ 3A1835  
2/ 3A1925  
2/ 3A1950  
2/ 3A1985  
2/ 3A2225  
2/ 3A2325  
2/ 3A2425

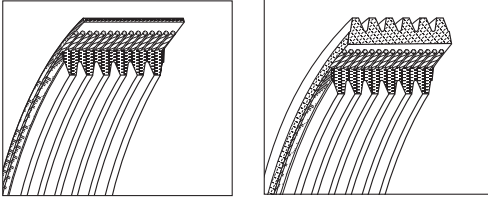
Abmessung  
Size  
Dimension  
Dimensión  
Dimensione  
Размер

### 3/ 3A

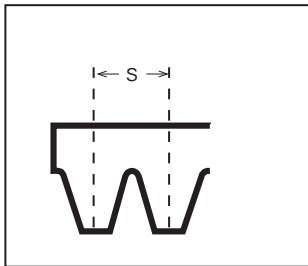
3/ 3A2360







### ROFAN™ - Multirib belts



	≈s (mm)	≈h (mm)	ISO
K (PK)	3,56	5	9982
DK (DPK)	3.56	7	



**5K1125 ≙ 5 PK 1125**  
**L = Lb = Le ≠ La**

DK = Doppelkeilrippenriemen  
DK = Correa ranurada doble

DK = Double-section V-belt  
DK = Двусторонний клиновыи ремень

DK = Courroie striée double

Abmessung  
Size  
Dimension  
Dimensión  
Dimensione  
Размер

Abmessung  
Size  
Dimension  
Dimensión  
Dimensione  
Размер

Abmessung  
Size  
Dimension  
Dimensión  
Dimensione  
Размер

Abmessung  
Size  
Dimension  
Dimensión  
Dimensione  
Размер

Abmessung  
Size  
Dimension  
Dimensión  
Dimensione  
Размер

Abmessung  
Size  
Dimension  
Dimensión  
Dimensione  
Размер

Abmessung  
Size  
Dimension  
Dimensión  
Dimensione  
Размер

Abmessung  
Size  
Dimension  
Dimensión  
Dimensione  
Размер

#### 3K

3K0538
3K0560
3K0590
3K0600
3K0630
3K0648
3K0670
3K0675
3K0690
3K0715
3K0735
3K0740
3K0750
3K0760
3K0765
3K0785
3K0815
3K0820
3K0830
3K0835
3K0850
3K0865
3K0875
3K0905
3K0915
3K0935
3K0945
3K0960
3K1025
3K1038
3K1087

#### 3K ELAST

3K0885

#### 4K

4K0545
4K0560
4K0595
4K0605
4K0611
4K0648
4K0654
4K0665
4K0673
4K0698
4K0706
4K0715
4K0725
4K0735
4K0755
4K0760
4K0765
4K0770
4K0775
4K0780
4K0785
4K0790
4K0800
4K0810
4K0815
4K0825
4K0830
4K0836

4K0841
4K0845
4K0850
4K0855
4K0860
4K0866
4K0870
4K0875
4K0885
4K0890
4K0895
4K0900
4K0905
4K0910
4K0915
4K0920
4K0925
4K0938
4K0945
4K0950
4K0954
4K0962
4K0970
4K0975
4K0985
4K0990
4K0995
4K1000
4K1006
4K1015
4K1020
4K1028

4K1038
4K1045
4K1054
4K1060
4K1070
4K1075
4K1080
4K1090
4K1100
4K1110
4K1125
4K1165
4K1190
4K1213
4K1217
4K1230
4K1237
4K1245
4K1260
4K1267
4K1272
4K1310
4K1325
4K1327
4K1325
4K1360
4K1413
4K1450
4K1460
4K1485
4K1511
4K1520
4K1538
4K1708
4K1767
4K1775

4K1708
4K1775
4K1090
4K1100
4K1125
4K1165
4K1190
4K1213
4K1217
4K1230
4K1237
4K1245
4K1260
4K1267
4K1272
4K1310
4K1325
4K1327
4K1325
4K1360
4K1413
4K1450
4K1460
4K1485
4K1511
4K1520
4K1538
4K1708
4K1767
4K1775

#### 4K ELAST

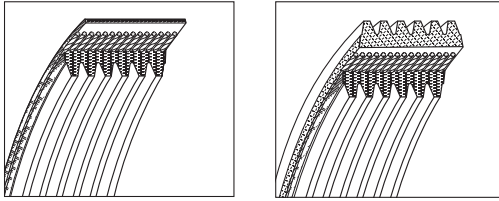
4K0711
4K0830
4K0850
4K0860
4K0867
4K0903
4K0906

#### 5K

5K0675
5K0690
5K0698
5K0710
5K0715
5K0725
5K0736
5K0768
5K0775
5K0790
5K0800
5K0813
5K0825
5K0836
5K0860
5K0865
5K0869
5K0875
5K0880
5K0884
5K0890
5K0900

5K0906
5K0915
5K0920
5K0925
5K0930
5K0940
5K0950
5K0955
5K0962
5K0970
5K0975
5K0980
5K0985
5K0990
5K1000
5K1005
5K1010
5K1015
5K1025
5K1030
5K1040
5K1054
5K1060
5K1070
5K1080
5K1090
5K1100
5K1105
5K1110
5K1120
5K1125
5K1135
5K1140
5K1145
5K1150
5K1155
5K1165
5K1173
5K1180
5K1190
5K1200
5K1210
5K1219
5K1225
5K1230
5K1240
5K1250
5K1255
5K1260
5K1270
5K1290
5K1300
5K1325
5K1330
5K1345
5K1350
5K1355
5K1360
5K1370
5K1385
5K1390
5K1413
5K1432
5K1450

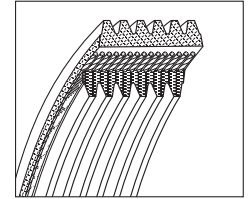
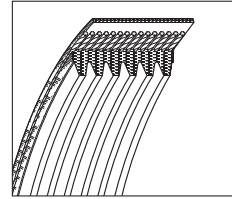




## ROFAN™ - Multirib belts

Abmessung Size Dimension Dimensión Dimensione Размер	Abmessung Size Dimension Dimensión Dimensione Размер	Abmessung Size Dimension Dimensión Dimensione Размер	Abmessung Size Dimension Dimensión Dimensione Размер	Abmessung Size Dimension Dimensión Dimensione Размер	Abmessung Size Dimension Dimensión Dimensione Размер	Abmessung Size Dimension Dimensión Dimensione Размер	Abmessung Size Dimension Dimensión Dimensione Размер
<b>5K</b>	<b>6DK</b>						<b>7DK</b>
5K1515	6DK1188	6K1010	6K1325	6K1743	6K2150	6K2510	7DK1360
5K1546	6DK1195	6K1015	6K1345	6K1750	6K2155	6K2585	7DK1400
5K1570	6DK1215	6K1020	6K1352	6K1755	6K2160	6K2615	7DK2569
5K1585	6DK1225	6K1025	6K1360	6K1760	6K2170	6K2625	7DK2880
5K1592	6DK1237	6K1030	6K1370	6K1767	6K2176		7DK2950
5K1680	6DK1320	6K1038	6K1390	6K1775	6K2196	<b>6K ELAST</b>	
5K1715	6DK1352	6K1045	6K1400	6K1795	6K2205	6K0780	
5K1720	6DK1825	6K1050	6K1413	6K1800	6K2215	6K1090	<b>7K</b>
5K1745	6DK1841	6K1054	6K1420	6K1805	6K2225	6K1873	7K1035
5K1750	6DK1853	6K1060	6K1432	6K1815	6K2236		7K1080
5K1788		6K1065	6K1440	6K1820	6K2240		7K1125
5K1800	<b>6K</b>	6K1070	6K1453	6K1830	6K2245		7K1175
5K1815	6K0675	6K1075	6K1460	6K1836	6K2250		7K1220
5K1850	6K0698	6K1080	6K1468	6K1840	6K2257		7K1240
5K1885	6K0720	6K1090	6K1515	6K1850	6K2260		7K1325
5K2030	6K0725	6K1095	6K1520	6K1856	6K2271		7K1388
5K2060	6K0730	6K1100	6K1530	6K1863	6K2277		7K1400
	6K0737	6K1105	6K1538	6K1870	6K2280		7K1440
	6K0745	6K1110	6K1548	6K1880	6K2315		7K1516
<b>5K ELAST</b>	6K0751	6K1120	6K1555	6K1885	6K2330		7K1538
5K0595	6K0780	6K1125	6K1560	6K1900	6K2345		7K1549
	6K0800	6K1130	6K1570	6K1905	6K2360		7K1555
	6K0815	6K1138	6K1580	6K1920	6K2373		7K1580
	6K0820	6K1145	6K1590	6K1930	6K2380		7K1605
	6K0825	6K1153	6K1600	6K1950	6K2390		7K1623
	6K0836	6K1165	6K1605	6K1955	6K2404		7K1629
	6K0844	6K1173	6K1610	6K1965	6K2415		7K1635
	6K0858	6K1180	6K1623	6K1980	6K2445		7K1760
	6K0869	6K1185	6K1635	6K2000	6K2460		7K1785
	6K0875	6K1190	6K1642	6K2013	6K2475		7K1795
	6K0884	6K1195	6K1653	6K2020	6K2510		7K1933
	6K0890	6K1200	6K1660	6K2030	6K2585		7K1950
	6K0894	6K1217	6K1670	6K2040	6K2615		7K1980
	6K0900	6K1225	6K1675	6K2050	6K2625		7K1988
	6K0906	6K1230	6K1680	6K2055	6K2345		7K2265
	6K0915	6K1240	6K1685	6K2065	6K2360		7K2283
	6K0923	6K1250	6K1693	6K2080	6K2373		7K2355
	6K0935	6K1256	6K1698	6K2100	6K2380		7K2418
	6K0948	6K1270	6K1705	6K2115	6K2390		7K2535
	6K0962	6K1275	6K1715	6K2120	6K2404		7K2710
	6K0976	6K1293	6K1720	6K2125	6K2415		7K2875
	6K0986	6K1306	6K1725	6K2130	6K2445		
	6K0995	6K1310	6K1733	6K2140	6K2460		
	6K1000	6K1318	6K1740	6K2145	6K2475		

Programm  
Range  
Programme  
Programa  
Programma  
Программа



## ROFAN™ - Multirib belts

Abmessung  
Size  
Dimension  
Dimensión  
Dimensione  
Размер

Abmessung  
Size  
Dimension  
Dimensión  
Dimensione  
Размер

Abmessung  
Size  
Dimension  
Dimensión  
Dimensione  
Размер

Abmessung  
Size  
Dimension  
Dimensión  
Dimensione  
Размер

Abmessung  
Size  
Dimension  
Dimensión  
Dimensione  
Размер

Abmessung  
Size  
Dimension  
Dimensión  
Dimensione  
Размер

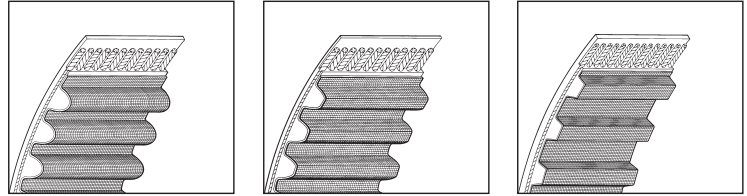
Abmessung  
Size  
Dimension  
Dimensión  
Dimensione  
Размер

<b>8K</b>		<b>9K</b>	<b>10K</b>	<b>11K</b>	<b>12K</b>	<b>15K</b>	
8K0800	8K2163	9K1200	10K1145	11K2055	12K1580	15K0938	
8K0900	8K2188	9K1330	10K1670		12K1623	15K0954	
8K0955	8K2440	9K1885	10K1815		12K1830		
8K0975	8K2523	9K1925	10K1950				
8K0980	8K2585	9K2125					
8K1015		9K2642					
8K1035		9K2835					
8K1055		9K2871					
8K1075		9K4100					
8K1100		9K4145					
8K1158							
8K1230							
8K1255							
8K1376							
8K1400							
8K1420							
8K1435							
8K1445							
8K1480							
8K1500							
8K1509							
8K1538							
8K1550							
8K1560							
8K1580							
8K1600							
8K1625							
8K1635							
8K1715							
8K1755							
8K1815							
8K1840							
8K1890							
8K1910							
8K1920							
8K1940							
8K1980							
8K1988							
8K2000							
8K2020							
8K2040							
8K2063							
8K2080							
8K2130							


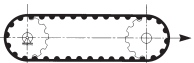
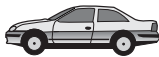






































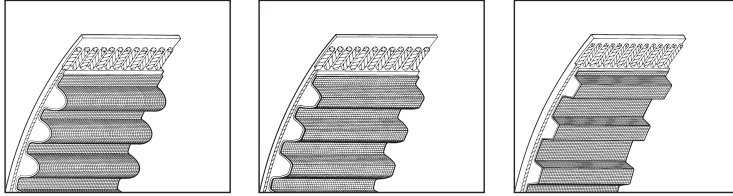


Programm  
Range  
Programme  
Programa  
Programma  
Программа



## RO-DRIVE™

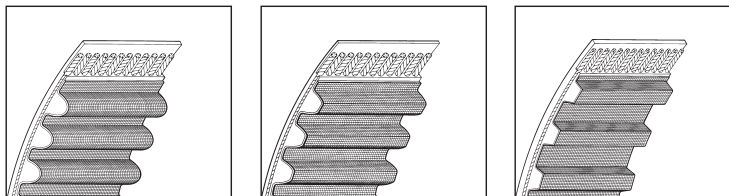
			
<b>LA</b>			Audi, Citroën, Fiat, Ford, Mazda, Opel/Vauxhall, Peugeot, Renault, Volvo, VW
<b>LAR</b>			Audi, Fiat, Ford, Lada, Lancia, Mitsubishi, Opel/Vauxhall, Rover, VW
<b>LAN</b>			Fiat, VW
<b>LAH</b>			Audi, Fiat, Ford, Opel/Vauxhall, Peugeot, Porsche, Renault, Volvo, VW
<b>LAHR</b>			Audi, Bedford, Mitsubishi, VW
<b>LAHN</b>			Fiat, VW
<b>HTD 9,525 M</b>			BMW, Citroën, Honda, Mazda, Opel/Vauxhall, Porsche, Renault, Rover, Volvo, VW
<b>HTDN 9,525 M</b>			Ford, Lada, Volvo
<b>HTDH 9,525 M</b>			Opel/Vauxhall
<b>HTDA 9,525 M</b>			Daihatsu, Honda, Mazda, Mitsubishi, Renault, Rover, Suzuki, Volvo
<b>HTDA 8 M</b>			Daihatsu, Mazda, Nissan, Rover, Subaru, Suzuki
<b>HTDK 8 M</b>			Mazda, Toyota
<b>STD 8 M</b>			Audi, Ferrari, Fiat, Lancia, Land-Rover, VW
<b>STDN 8 M</b>			Fiat, Lancia
<b>CHDN 9,525 M</b>			Ford, Fiat, Citroën, Peugeot, Rover
<b>CPPN 9,525 M</b>			Citroën, Honda, Land-Rover, Peugeot, Rover
<b>CPI 8,035 M</b>			Alfa Romeo, Fiat, Opel/Vauxhall, Saab
<b>CPPN 8 M</b>			Alfa Romeo, Fiat, Lancia



### RO-DRIVE™

RR-No.	X				RR-No.	X				RR-No.	X			
RR1001	116	LA	9,525	19,1	RR1063	104	HTDA	9,525	22	RR1126	153	HTDA	9,525	25
RR1002	135	LAHN	9,525	25,4	RR1065	187	HTDA	8	32	RR1128	153	HTDA	9,525	29
RR1003	121	LA	9,525	18	RR1067	129	HTDA	9,525	25	RR1129	163	STD	8	26,7
RR1004	136	HTD	9,525	25	RR1068	146	STDM	8	24	RR1130	125	CPPN	8	15
RR1005	95	HTD	9,525	17	RR1069	175	STD	8	29	RR1131	136	CPPN	9,525	25
RR1006	104	HTD	9,525	17	RR1072	106	HTDA	9,525	24	RR1132	193	STDN	8	24
RR1007	168	STDN	8	22	RR1073	137	STD	8	22	RR1133	152	HTDA	9,525	30
RR1008	108	LA	9,525	19,1	RR1074	281	STD	8	30	RR1136	55	LAHR	9,525	12,7
RR1009	146	HTD	9,525	24	RR1075	104	HTD	9,525	17	RR1138	153	CPPN	9,525	30
RR1010	147	HTD	9,525	24	RR1076	100	HTD	9,525	17	RR1139	141	CPPN	9,525	25
RR1011	122	LAR	9,525	19,1	RR1077	134	HTDA	9,525	26	RR1140	140	CPPN	9,525	25
RR1012	104	HTD	9,525	17	RR1078	133	HTDA	9,525	26	RR1141	207	LAHN	9,525	32
RR1013	153	HTD	9,525	25	RR1079	144	CPPN	9,525	25	RR1142	91	CHDN	9,525	20
RR1014	87	HTD	9,525	17	RR1080	110	STD	8	22	RR1143	146	HTDA	9,525	28
RR1015	129	CPPN	8	15	RR1082	281	HTDA	8	30	RR1145	142	HTDA	9,525	23
RR1016	136	LAH	9,525	25,4	RR1083	178	CPPN	9,525	30	RR1146	129	HTDA	9,525	25
RR1017	148	HTD	9,525	25	RR1085	130	CHDN	9,525	28	RR1147	128	HTDA	9,525	27
RR1018	117	HTDA	9,525	22	RR1086	111	HTDA	8	29	RR1148	132	HTDA	9,525	0
RR1019	97	HTDN	9,525	19,8	RR1087	141	HTDA	9,525	30	RR1149	162	STD	8	20
RR1020	135	STD	8	19	RR1088	223	HTDA	8	27	RR1150	145	HTDA	8	26
RR1021	128	STD	8	19	RR1089	124	CPPN	8	22	RR1151	104	LAN	9,525	15
RR1022	125	HTD	9,525	19	RR1091	123	HTDA	8	22	RR1152	133	HTDA	8	25
RR1023	94	LA	9,525	19,1	RR1092	89	CPPN	9,525	25	RR1153	163	CPPN	8	24
RR1024	129	HTD	9,525	31	RR1093	95	HTDA	9,525	23,4	RR1155	125	HTD	9,525	20
RR1026	131	HTDA	9,525	25	RR1094	141	LAHR	9,525	25,4	RR1156 <sup>1</sup>		RR1476 + RR1477		
RR1029	114	HTD	9,525	17	RR1095	178	HTD	9,525	25	RR1157	136	CPPN	9,525	25
RR1030	130	LAH	9,525	25,4	RR1096	78	CPPN	9,525	24	RR1158	112	CPPN	9,525	28
RR1031	92	HTDA	9,525	22	RR1097	112	CPPN	9,525	30	RR1159	118	CPPN	9,525	30
RR1032	163	HTDA	9,525	25	RR1098	126	HTDA	9,525	27	RR1162	151	HTDA	9,525	25
RR1034	163	LAHR	9,525	25,4	RR1099	146	CPPN	9,525	25	RR1163	166	STDN	8	24
RR1035	96	HTD	9,525	17	RR1100	153	HTDA	9,525	27	RR1164	141	LAHR	9,525	25,4
RR1037	111	HTDA	9,525	25	RR1101	123	HTDA	9,525	27	RR1165	137	LAHR	9,525	25,4
RR1038	141	HTD	9,525	28	RR1102	154	CPPN	9,525	30	RR1166	105	HTDA	9,525	22
RR1039	190	CPPN	8	24	RR1103	133	HTDA	9,525	25	RR1167	154	HTDA	8	29
RR1041	129	CPPN	8	22	RR1104	136	HTD	9,525	25	RR1168	153	HTDA	9,525	26
RR1045	153	HTDA	9,525	25	RR1107	120	HTDA	9,525	30	RR1169	122	LAHR	9,525	26,4
RR1046	65	HTDA	8	12,7	RR1109	153	HTDA	9,525	26	RR1170	113	HTDA	9,525	25,5
RR1048	99	HTDA	8	19	RR1110	132	HTDA	9,525	26	RR1171	91	HTDA	9,525	19
RR1049	190	STDN	8	24	RR1111	168	STD	8	24	RR1172	153	HTDA	9,525	25
RR1050	199	CPI	8	24	RR1113	87	LAHN	9,525	23,9	RR1173	76	LAH	9,525	19,1
RR1052	135	HTDA	9,525	25	RR1115	122	HTDA	9,525	29	RR1175	173	STDN	8	18
RR1054	123	HTDA	9,525	28	RR1116	207	LAHN	9,525	30	RR1177	108	LAN	9,525	15
RR1055	153	HTDA	9,525	30	RR1117	131	HTDA	9,525	25	RR1178	147	STD	8	19
RR1058	137	CPPN	9,525	25	RR1118	101	HTDA	8	20	RR1179	171	STD	8	24
RR1059	116	CHD	9,525	25,4	RR1119	137	LAHR	9,525	22,9	RR1180	253	STD	8	30
RR1061	148	STD	8	23	RR1120	132	HTDA	9,525	28	RR1181	153	STD	8	25
RR1062	207	HDTA	8	32	RR1121	109	HTDA	8	25	RR1182	193	STDN	8	24

<sup>1</sup>SET



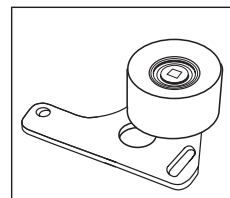
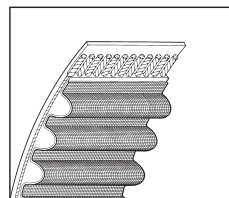
### RO-DRIVE™

RR-No.	U X	U	U	U	RR-No.	U X	U	U	U	RR-No.	U X	U	U	U
RR1184	81	LAHR	9,525	20,8	RR1248	257	HTDA	8	32	RR1355	120	LA	9,525	18
RR1185	122	HTDA	9,525	19	RR1254	156	HTDA	8	29	RR1362	117	LA	9,525	15
RR1186	150	STDH	8 23		RR1256	95	HTDA	9,525	19	RR1364	54	LA	9,525	19,1
RR1187	138	STD	8 23		RR1260	122	HTDA	9,525	24	RR1365	77	LAHN	9,525	20,1
RR1188	149	STD	8 25		RR1262	70	HTDA	9,525	16	RR1366	123	LA	9,525	19,1
RR1189	136	HTD	9,525	25	RR1263	113	HTDA	9,525	24	RR1367	75	LAH	9,525	20,1
RR1190	152	HTDA	9,525	28	RR1267	211	HTDA	8	30	RR1369	113	LA	9,525	19,1
RR1191 <sup>1</sup>	RR1474 + RR1475				RR1268	80	LAHN	9,525	21,1	RR1371	124	LAN	9,525	18
RR1192	125	HTDA	8 22		RR1269	168	HTDA	8	25	RR1373	120	LA	9,525	15
RR1195	97	HTDA	9,525	25	RR1271	95	HTDA	9,525	25	RR1374	153	LAH	9,525	30
RR1198	127	HTDA	9,525	25	RR1272	135	HTDA	8	25	RR1375	173	STDN	8	25
RR1199	225	STD	8 30		RR1279	144	HTD	9,525	25	RR1376	173	STDN	8	22
RR1200	167	STDN	8 24		RR1281	124	HTDA	9,525	24	RR1377	98	LAH	9,525	19,1
RR1201	158	STDN	8 25		RR1282	149	HTD	9,525	25	RR1378	170	STDN	8	22
RR1202	134	STDN	8 18		RR1284	145	HTDA	8	22	RR1384	142	LA	9,525	18
RR1203	168	STDN	8 24		RR1287	108	HTDA	9,525	25	RR1385	108	HTD	9,525	17
RR1205	111	HTD	9,525	17	RR1290	148	HTDA	9,525	25	RR1386	138	STDN	8	15
RR1206	169	STD	8 20		RR1291	148	HTDA	9,525	23	RR1387	107	HTDK	8	21,6
RR1207	151	STD	8 25		RR1293	103	HTDA	9,525	25	RR1394	118	LA	9,525	19,1
RR1208	176	STD	8 24		RR1294	124	LAHN	9,525	26,4	RR1398	110	HTD	9,525	21
RR1209	169	STD	8 24		RR1295	118	HTD	9,525	19	RR1403	177	HTD	9,525	25
RR1210	147	STD	8 25		RR1296	116	HTD	9,525	19	RR1404	100	LA	9,525	17
RR1211	137	LAHR	9,525	25,4	RR1298	110	HTDA	8	19	RR1411	89	LA	9,525	19,1
RR1212	146	STD	8 20		RR1299	101	HTD	9,525	17	RR1415	112	HTD	9,525	19
RR1213	114	HTD	9,525	25	RR1301	93	HTDA	9,525	25	RR1417	124	HTD	9,525	19
RR1214	134	HTD	9,525	25	RR1302	91	HTDA	9,525	19	RR1419	110	HTD	9,525	17
RR1215	104	HTDA	9,525	24	RR1304	133	STD8	19		RR1420	71	HTD/KRR	9,525	17,8
RR1216	103	HTDA	9,525	24	RR1305	152	LAH	9,525	30	RR1427	142	STD	8	19
RR1217	95	LAHN	9,525	19,1	RR1306	97	HTDN	9,525	21,8	RR1429	107	HTD	9,525	20
RR1218	102	HTD	9,525	25	RR1308	239	STD	8	25	RR1431	164	STD	8	25
RR1221	107	HTDA	8	16	RR1309	141	HTDH	9,525	24	RR1432	138	HTD/KRR	9,525	28,5
RR1222	144	HTDA	9,525	23	RR1312	111	HTDH	9,525	20	RR1434	111	HTDN	9,525	19
RR1224	157	HTDA	9,525	25	RR1315	92	LAHR	9,525	19,1	RR1435	101	HTD	9,525	17
RR1226	121	HTDK	8	21	RR1316	83	LAHR	9,525	19,1	RR1436	113	HTD	9,525	17
RR1227	152	STD	8	25	RR1318	151	HTD	9,525	25	RR1438	130	HTD	9,525	25
RR1228	121	LAN	9,525	18	RR1319	143	HTD	9,525	25	RR1439	127	HTD	8,22	25
RR1229	137	STD	8	19	RR1320	143	HTDA	8	23	RR1441	151	STD	8	19
RR1230	132	STD	8	19	RR1324	119	LAH	9,525	25,4	RR1442	122	LAHR	9,525	19,1
RR1234	117	HTDA	8	29	RR1326	118	LA	9,525	15	RR1444	119	LAH	9,525	32
RR1235	127	HTD	9,525	19	RR1327	118	LAH	9,525	31,8	RR1447	104	LA	9,525	15
RR1236	123	HTDA	9,525	29	RR1330	123	HTDK	8	24	RR1448	104	LA	9,525	15
RR1238	124	HTDA	9,525	29	RR1331	123	HTDK	8	20	RR1449	198	STDN	8	24
RR1241	162	STD	8	25	RR1332	133	LA	9,525	25,4	RR1450	130	CHDN	9,525	25
RR1243	124	HTDK	8	26	RR1335	119	LAR	9,525	19,1	RR1451	259	STDN	8	32
RR1244	117	HTDK	8	21	RR1337	88	LA	9,525	19,1	RR1452	152	CHDN	9,525	30
RR1245	151	HTDA	9,525	29	RR1341	118	LA	9,525	19,1	RR1453	107	HTDA	8	22
RR1246	123	HTDA	9,525	19	RR1354	62	LAH	9,525	19,1	RR1455	197	HTDA	8	26

<sup>1</sup>SET

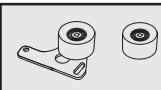


Programm  
Range  
Programme  
Programa  
Programma  
Программа



### RO-DRIVE™ KITS

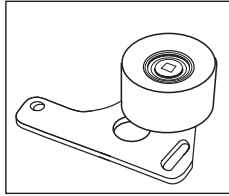
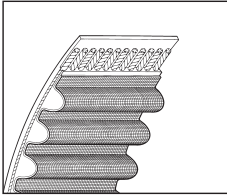
KIT				KIT				KIT			
RR1002K1	RR1002	TKR-9806		RR1029K1	RR1029	GT80300		RR1104K1	RR1104	T56622	T56625
RR1003K1	RR1003	GT80070		RR1029K2	RR1029	TKR-9890		RR1104K2	RR1104	T56609	T56610
RR1004K1	RR1004	T56622	T56625	RR1030K1	RR1030	TKR-9842		RR1107K2	RR1107	T55494	T55465
RR1004K2	RR1004	T56609	T56610	RR1031K1	RR1031	GT80090				T55495	
RR1005K1	RR1005	GT90180		RR1031K2	RR1031	GT10022		RR1107K3	RR1107	T55739	T55735
RR1007K1	RR1007	TKR-9819	TKR-9820	RR1032K1	RR1032	T55536	TKR-9965	RR1107K4	RR1107	T55489	T55465
RR1009K1	RR1009		TKR-9875	RR1032K2	RR1032	GT10140				T55715	
RR1011K1	RR1011	TKR-9839		RR1034K1	RR1034	GT10140		RR1109K1	RR1109	T55562	T55561
RR1012K1	RR1012	TKR-9811		RR1035K1	RR1035	TKR-9145					T55573
RR1013K1	RR1013	TKR-9173	TKR-9854	RR1037K1	RR1037	GT80760	GT80810	RR1110K1	RR1110	T55580	
RR1014K1	RR1014	GT90180		RR1037K2	RR1037	T58402	T58401	RR1111K1	RR1111	T55306	T55323
RR1015K1	RR1015	GT80290		RR1038K1	RR1038	TKR-9944	TKR-9945	RR1113K1	RR1113	T55741	
RR1016K1	RR1016	GT90230	TKR-9878	RR1039K1	RR1039	T55844	TKR-9950	RR1116K2	RR1116	T55498	T55707
RR1016K2	RR1016	GT90310	TKR-9878	RR1039K2	RR1039	T55844	T55898			T55703	
RR1016K3	RR1016	GT90200	TKR-9878	RR1046K1	RR1046	T57327				T55710	
RR1017K1	RR1017	TKR-9913	TKR-9857	RR1046K2	RR1046	GT10070		RR1117K1	RR1117	GT90200	TKR-9878
RR1017K2	RR1017	TKR-9913	TKR-9914	RR1048K1	RR1048	GT10130		RR1117K2	RR1117	T55344	TKR-9878
RR1018K1	RR1018	T55218		RR1052K1	RR1052	TKR-9367	TKR-9368	RR1118K1	RR1118	T58410	
RR1018K2	RR1018	T55226		RR1058K1	RR1058	T55953	T55954	RR1119K1	RR1119	T55454	
RR1019K1	RR1019	TKR-9837		RR1059K1	RR1059	TKR-9348	TKR-9349	RR1119K2	RR1119	T55454	TKR-9128
RR1019K1	RR1019	TKR-9837		RR1072K1	RR1072	TKR-9927		RR1126K1	RR1126	T55949	T55950
RR1020K1	RR1020	T55719		RR1075K1	RR1075	T55958		RR1129K1	RR1129	GT80020	GT80030
RR1020K2	RR1020	T55428		RR1076K1	RR1076	T55958		RR1130K1	RR1130	GT80290	
RR1022K1	RR1022	TKR-9173	TKR-9854	RR1077K1	RR1077	T55943	T55907	RR1138K1	RR1138	TKR-9816	
RR1023K1	RR1023	GT80010		RR1077K2	RR1077	T55906	T55907	RR1139K1	RR1139	TKR-9308	TKR-9309
RR1024K1	RR1024	GT80470	GT80720	RR1077K3	RR1077	T56638	TKR-9316	RR1140K1	RR1140	TKR-9308	TKR-9309
RR1026K1	RR1026	TKR-9903	TKR-9096	RR1078K1	RR1078		PU255035	RR1141K1	RR1141	T55498	T55707
			TKR-9904	RR1079K1	RR1079	TKR-9308	TKR-9309			T55703	
				RR1079K2	RR1079	T55953	T55954			T55710	
				RR1083K1	RR1083	T55881	T55882	RR1142K2	RR1142	T55239	
				RR1085K1	RR1085	T55240		RR1145K1	RR1145	T55541	TKR-9958
				RR1086K1	RR1086	GT90550		RR1146K1	RR1146	T55227	T55228
				RR1089K1	RR1089	T55852		RR1146K2	RR1146	T55227	T55229
				RR1092K1	RR1092	T55582	T55575			T55230	
				RR1093K1	RR1093	T55572		RR1147K1	RR1147	T55555	T55540
				RR1094K1	RR1094	T55491	TKR-9131			T55565	
							TKR-9166	RR1147K2	RR1147	T55555	TKR-9256
							TKR-9167				TKR-9332
				RR1094K2	RR1094	T55491	TKR-9131	RR1148K1	RR1148	T55566	T55565
							TKR-9166	RR1148K2	RR1148	T55519	TKR-9262
				RR1098K1	RR1098	T55555	TKR-9262	RR1149K1	RR1149	T55327	T55373
				RR1098K2	RR1098	T55555	TKR-9332				TKR-9953
				RR1099K1	RR1099	TKR-9308	TKR-9309	RR1150K1	RR1150	T56137	
				RR1100K1	RR1100	T57034	T57035	RR1151K1	RR1151	GT80290	
				RR1101K1	RR1101	T55581		RR1152K1	RR1152	T57005	GT80040
				RR1102K1	RR1102	TKR-9816		RR1153K1	RR1153	T55850	TKR-9938



No.

**TecDoc**  
CERTIFIED DATA SUPPLIER

OE - No.

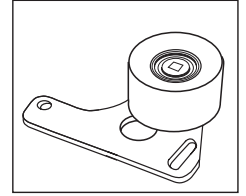
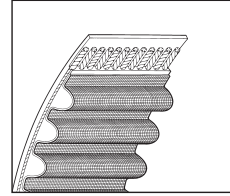


### RO-DRIVE™ KITS




KIT				KIT				KIT			
RR1155K1	RR1155	T59000		RR1186K5	RR1186	T55442		RR1262K1	RR1262	GT80390	
RR1156K1	RR1156*	T55456	T55455			T55493		RR1263K1	RR1263	GT80440	
		T55461	T55458	RR1187K1	RR1187	T55443		RR1267K1	RR1267	GT90080	GT90020
RR1156K2	RR1156*	T55456	T55455	RR1189K1	RR1189	TKR-9861	TKR-9862				GT90130
		T55460	T55458	RR1191K1	RR1191*	TKR-9985	GT80230	RR1268K1	RR1268	T55436	T55437
RR1157K1	RR1157	TKR-9943	TKR-9862	RR1191K2	RR1191*	GT80210		RR1269K1	RR1269	GT20010	GT20030
RR1157K2	RR1157	T55938	TKR-9862			T55220		RR1271K1	RR1271	GT80410	
RR1162K1	RR1162	TKR-9173	TKR-9881	RR1191K3	RR1191*	TKR-9123		RR1272K1	RR1272	T57006	GT80040
RR1162K2	RR1162	TKR-9173	T55561			GT80210	GT80230	RR1282K1	RR1282	TKR-9871	TKR-9862
			TKR-9881	RR1191K4	RR1191*	GT80220		RR1284K1	RR1284	GT20050	GT20060
RR1163K1	RR1163	T55850	TKR-9938			GT80210	GT80230	RR1287K1	RR1287	GT20010	GT20020
RR1164K1	RR1164	T55491	TKR-9131	RR1195K1	RR1195	TKR-9985		RR1291K1	RR1291	T56512	TKR-9958
			TKR-9166	RR1198K1	RR1198	GT80640		RR1293K1	RR1293	GT80640	
RR1164K2	RR1164	T55491	TKR-9131	RR1199K1	RR1199	T55321	TKR-9957	RR1294K1	RR1294	T55417	T55406
			TKR-9166	RR1201K1	RR1201	T55832	TKR-9951	RR1295K1	RR1295	TKR-9882	
RR1165K1	RR1165	T55736	TKR-9128	RR1202K1	RR1202	T55831		RR1296K1	RR1296	TKR-9882	
RR1165K2	RR1165	T55426	TKR-9128	RR1203K1	RR1203	T55835	TKR-9938	RR1298K1	RR1298	GT80780	
RR1167K1	RR1167	T57319	GT10050	RR1203K2	RR1203	T55850	TKR-9938	RR1299K1	RR1299	TKR-9811	
RR1168K1	RR1168	TKR-9173	T55561	RR1205K1	RR1205	T55302		RR1305K1	RR1305	TKR-9816	
			TKR-9148	RR1206K1	RR1206	T55327	TKR-9952			TKR-9821	
RR1168K2	RR1168	TKR-9173	TKR-9148	RR1208K1	RR1208	T55306	TKR-9909	RR1306K1	RR1306	TKR-9837	
RR1169K1	RR1169		TKR-9807	RR1208K2	RR1208	T55306	T55314	RR1308K1	RR1308	T55407	TKR-9941
RR1169K2	RR1169	T55477		RR1209K1	RR1209	T55306	T55314	RR1308K2	RR1308	T55419	T55422
RR1169K3	RR1169	T55445		RR1210K1	RR1210	TKR-9808		RR1309K1	RR1309	T55303	T55304
RR1169K4	RR1169	T55446		RR1211K1	RR1211	TKR-9806		RR1315K1	RR1315	GT10010	
RR1170K1	RR1170	T58402	T58401	RR1211K2	RR1211	T55414	TKR-9128	RR1316K1	RR1316	GT10130	
RR1172K2	RR1172	TKR-9173	T55561	RR1211K3	RR1211	T55426	TKR-9128	RR1318K1	RR1318	TKR-9173	TKR-9881
			TKR-9854	RR1211K4	RR1211	T55426		RR1319K1	RR1319	TKR-9861	TKR-9862
RR1173K1	RR1173	T56812		RR1212K1	RR1212	T55315		RR1320K1	RR1320	TKR-9894	
RR1177K1	RR1177	GT80290		RR1216K1	RR1216	GT90040		RR1324K1	RR1324		TKR-9807
RR1178K1	RR1178	TKR-9939		RR1217K1	RR1217	T55837		RR1327K1	RR1327	TKR-9815	
RR1179K1	RR1179	T55342	T55314	RR1222K1	RR1222	T56512	TKR-9958	RR1330K1	RR1330	GT80700	GT80730
RR1180K2	RR1180	T55490	T55453	RR1224K1	RR1224	T55536	T55532	RR1354K1	RR1354	GT80290	
		T55492					TKR-9964	RR1355K1	RR1355		TKR-9807
		T55711		RR1226K1	RR1226	GT80430		RR1366K1	RR1366	TKR-9860	
RR1181K1	RR1181	T55440	TKR-9131	RR1228K1	RR1228	T55421		RR1371K1	RR1371	TKR-9922	
		T55709		RR1228K2	RR1228	T55413		RR1371K2	RR1371	GT80070	
RR1181K2	RR1181	T55709	TKR-9131	RR1229K1	RR1229	T55428		RR1375K1	RR1375	TKR-9835	TKR-9889
		T55729		RR1230K1	RR1230	T55427		RR1376K1	RR1376	TKR-9835	TKR-9889
RR1182K1	RR1182	T55844	TKR-9950	RR1234K1	RR1234	GT80400		RR1385K1	RR1385	TKR-9811	
RR1184K1	RR1184	T55447		RR1235K1	RR1235	TKR-9173	TKR-9854	RR1386K1	RR1386	GT80290	
		T55478		RR1235K2	RR1235	TKR-9173	T55567	RR1398K1	RR1398	TKR-9955	TKR-9866
RR1186K2	RR1186	T55496					TKR-9854			TKR-9954	TKR-9866
		T55712		RR1236K1	RR1236	GT80800	GT10050				TKR-9867
RR1186K4	RR1186	T55493		RR1243K1	RR1243	GT80420	T56917	RR1398K2	RR1398	TKR-9954	TKR-9866
		T55765		RR1244K1	RR1244	GT80430					TKR-9867
				RR1246K1	RR1246	TKR-9860		RR1403K1	RR1403	GT80710	GT80330
								RR1404K1	RR1404	TKR-9800	
										TKR-9801	

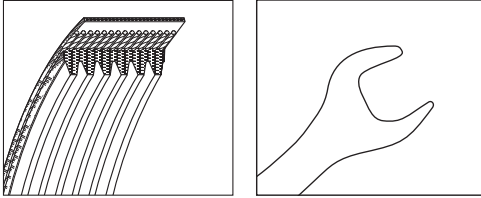
\*SET

Programm  
Range  
Programme  
Programa  
Programma  
Программа





## RO-DRIVE™ KITS

KIT			
RR1411K1	RR1411	GT80320	
RR1415K1	RR1415	TKR-9859	
RR1417K1	RR1417	TKR-9856	TKR-9887
RR1427K1	RR1427		TKR-9923
RR1432K1	RR1432	T55001	
RR1436K1	RR1436	TKR-9812	
RR1439K1	RR1439	T55000	
RR1444K1	RR1444	GT90150	TKR-9050
RR1447K1	RR1447	GT80290	
RR1450K1	RR1450	T55240	
RR1452K1	RR1452	TKR-9816	
		TKR-9821	
RR1453K1	RR1453	GT20040	

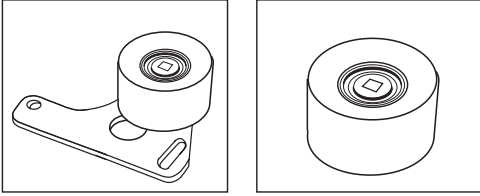


### ROFAN™ - ELAST TOOL KITS

KIT		
4K0874T1	4K0874 ELAST	Tool02
4K0917T1	4K0917 ELAST	Tool02
4K0922T1	4K0922 ELAST	Tool09 ToolClip07
4K0924T1	4K0924 ELAST	Tool14
4K1022T1	4K1022 ELAST	Tool02
5K0705T1	5K0705 ELAST	Tool04 ToolClip01
6K0873T1	6K0873 ELAST 4K0922 ELAST	Tool09 Tool10 ToolClip07
6K1019T1	6K1019 ELAST 5K0690 ELAST	Tool05 ToolClip02 ToolClip05
6K1042T1	6K1042 ELAST	Tool05 ToolClip02 ToolClip05
6K1042T2	6K1042 ELAST	Tool12 ToolClip05
6K1042T3	6K1042 ELAST	Tool13 ToolClip05







Umlenk- und Spannrollen  
Deflection and tensioning pulleys  
Galets tendeurs et guides  
Rodillos inversores y de tensión  
Gallopini e rulli tendicinghia  
Обвусторонний замер комплекта



55000



55001



55218



55220



55226



55227



55228



55229



55230



55231



55239



55240



55302



55303



55304



55306



55314



55315

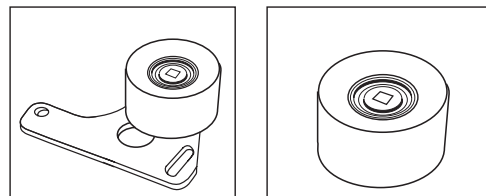


55321



55323

**Umlenk- und Spannrollen**  
**Deflection and tensioning pulleys**  
**Galets tendeurs et guideurs**  
**Rodillos inversores y de tensión**  
**Gallopini e rulli tendicinghia**  
**Обвусторонний замер комплекта**



55327



55333



55342



55344



55406



55407



55413



55414



55417



55419



55421



55422



55426



55427



55428



55436



55437



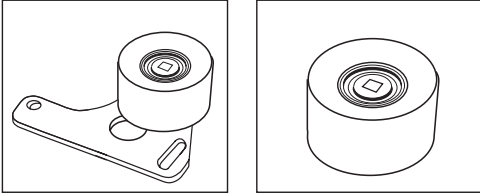
55440



55442



55443



**Umlenk- und Spannrollen**  
**Deflection and tensioning pulleys**  
**Galets tendeurs et guides**  
**Rodillos inversores y de tensión**  
**Gallopini e rulli tendicinghia**  
**Обвусторонний замер комплекта**



55445



55446



55447



55453



55454



55455



55456



55458



55460



55461



55465



55477



55478



55489



55490



55491



55492



55493

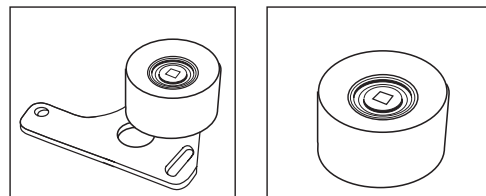


55494



55495

**Umlenk- und Spannrollen**  
**Deflection and tensioning pulleys**  
**Galets tendeurs et guideurs**  
**Rodillos inversores y de tensión**  
**Gallopini e rulli tendicinghia**  
**Обвусторонний замер комплекта**



55496



55497



55498



55532



55536



55540



55541



55555



55561



55562



55565



55566



55567



55572



55573



55575



55580



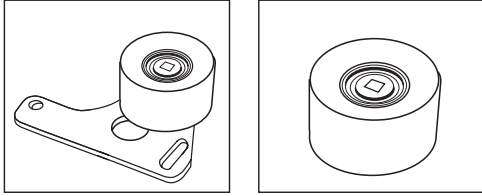
55581



55582



55703



**Umlenk- und Spannrollen**  
Deflection and tensioning pulleys  
Galets tendeurs et guideurs  
Rodillos inversores y de tensión  
Gallopini e rulli tendicinghia  
Обвусторонний замер комплекта



55707



55709



55710



55711



55712



55715



55719



55729



55730



55735



55736



55739



55741



55765



55831



55832



55835



55837



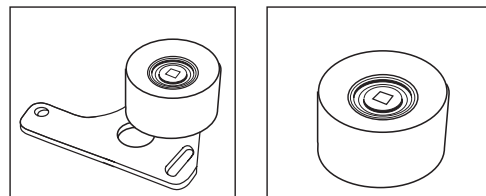
55844



55850



Umlenk- und Spannrollen  
 Deflection and tensioning pulleys  
 Galets tendeurs et guideurs  
 Rodillos inversores y de tensión  
 Gallopini e rulli tendicinghia  
 Обвусторонний замер комплекта



55852



55881



55882



55906



55907



55923



55924



55938



55943



55949



55950



55953



55954



55958



56137



56512



56609



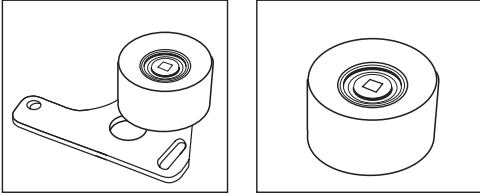
56610



56622



56625



Umlenk- und Spannrollen  
Deflection and tensioning pulleys  
Galets tendeurs et guideurs  
Rodillos inversores y de tensión  
Gallopini e rulli tendicinghia  
Обвусторонний замер комплекта



56812



56917



57005



57006



57034



57035



57319



57327



58401



58402



58410



59000



59002



GT10010



GT10022



GT10050



GT10070



GT10130



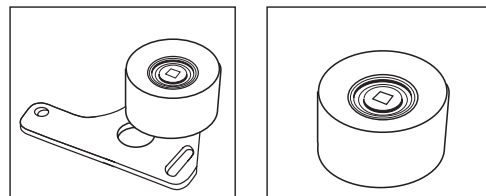
GT10140



GT20010



**Umlenk- und Spannrollen**  
**Deflection and tensioning pulleys**  
**Galets tendeurs et guides**  
**Rodillos inversores y de tensión**  
**Gallopini e rulli tendicinghia**  
**Обвусторонний замер комплекта**



GT20020



GT20030



GT20040



GT20050



GT20060



GT80010



GT80020



GT80030



GT80040



GT80070



GT80090



GT80210



GT80220



GT80230



GT80270



GT80290



GT80300



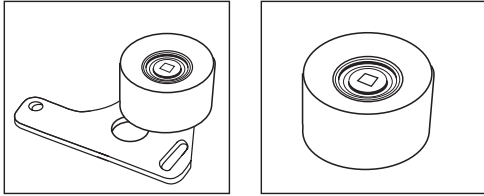
GT80310



GT80320



GT80330



Umlenk- und Spannrollen  
Deflection and tensioning pulleys  
Galets tendeurs et guideurs  
Rodillos inversores y de tensión  
Gallopini e rulli tendicinghia  
Обвусторонний замер комплекта



GT80390



GT80400



GT80410



GT80420



GT80430



GT80440



GT80470



GT80510



GT80520



GT80640



GT80670



GT80700



GT80710



GT80720



GT80730



GT80750



GT80760



GT80780

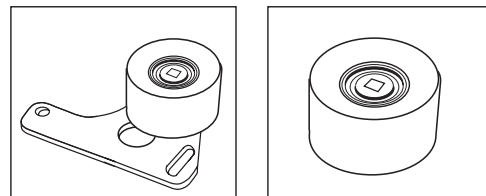


GT80790



GT80800

Umlenk- und Spannrollen  
 Deflection and tensioning pulleys  
 Galets tendeurs et guideurs  
 Rodillos inversores y de tensión  
 Gallopini e rulli tendicinghia  
 Обвусторонний замер комплекта



GT80810



GT90020



GT90040



GT90080



GT90130



GT90150



GT90160



GT90180



GT90200



GT90230



GT90310



GT90550



TKR-9050



TKR-9096



TKR-9123



TKR--9128



TKR-9131



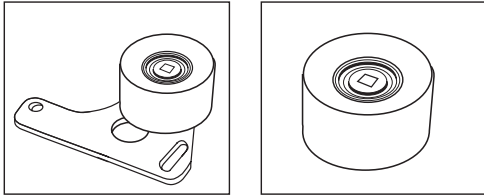
TKR-9145



TKR-9148



TKR-9166



**Umlenk- und Spannrollen**  
**Deflection and tensioning pulleys**  
**Galets tendeurs et guideurs**  
**Rodillos inversores y de tensión**  
**Gallopini e rulli tendicinghia**  
**Обвусторонний замер комплекта**



TKR-9167



TKR-9173



TKR-9256



TKR-9262



TKR-9265



TKR-9308



TKR-9309



TKR-9316



TKR-9332



TKR-9348



TKR-9349



TKR-9367



TKR-9368



TKR-9800



TKR-9801



TKR-9806



TKR-9807



TKR-9808

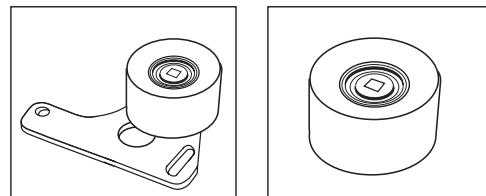


TKR-9811



TKR-9812

**Umlenk- und Spannrollen**  
**Deflection and tensioning pulleys**  
**Galets tendeurs et guideurs**  
**Rodillos inversores y de tensión**  
**Gallopini e rulli tendicinghia**  
**Обвусторонний замер комплекта**



TKR-9815



TKR-9816



TKR-9819



TKR-9820



TKR-9821



TKR-9835



TKR-9837



TKR-9839



TKR-9842



TKR-9854



TKR-9856



TKR-9857



TKR-9859



TKR-9867



TKR-9862



TKR-9866

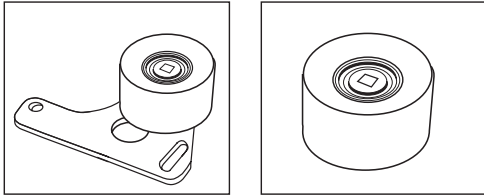


TKR-9871



TKR-9875





**Umlenk- und Spannrollen**  
**Deflection and tensioning pulleys**  
**Galets tendeurs et guideurs**  
**Rodillos inversores y de tensión**  
**Gallopini e rulli tendicinghia**  
**Обвусторонний замер комплекта**



TKR-9878



TKR-9881



TKR-9882



TKR-9883



TKR-9887



TKR-9889



TKR-9890



TKR-9894



TKR-9895



TKR-9903



TKR-9904



TKR-9907



TKR-9909



TKR-9927



TKR-9938



TKR-9922

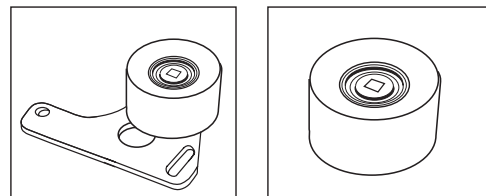


TKR-9923



TKR-9939

**Umlenk- und Spannrollen**  
**Deflection and tensioning pulleys**  
**Galets tendeurs et guideurs**  
**Rodillos inversores y de tensión**  
**Gallopini e rulli tendicinghia**  
**Обвусторонний замер комплекта**



TKR-9941



TKR-9943



TKR-9944



TKR-9945



TKR-9950



TKR-9951



TKR-9952



TKR-9953



TKR-9954



TKR-9955



TKR-9957



TKR-9958



TKR-9964



TKR-9965

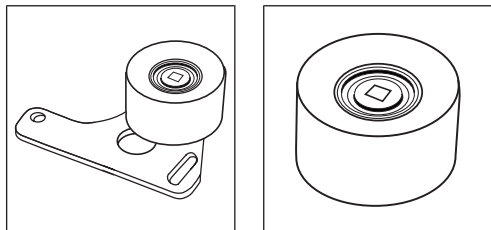


TKR-9985









PU255035CRR1HY6

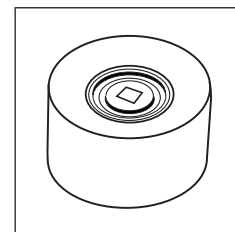
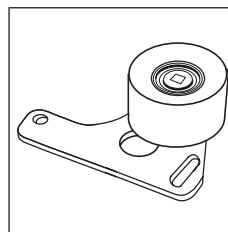










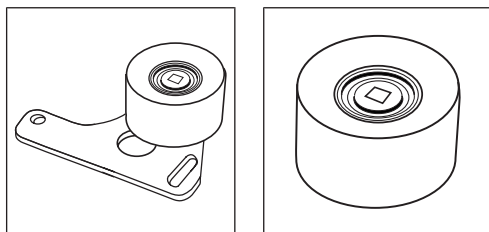
**Umlenk- und Spannrollen**  
**Deflection and tensioning pulleys**  
**Galets tendeurs et guides**  
**Rodillos inversores y de tensión**  
**Gallopini e rulli tendicinghia**  
**Обвусторонний замер комплекта**

	OE. No.			OE. No.			OE. No.	
55000	11311272424	BMW	55229	978M6M250AA	Ford	55327	90412783	Opel
55000	11311711153	BMW	55230	1053942	Ford	55327	90530123	Opel
55000	1272424	BMW	55230	978M6M250BB	Ford	55327	9128516	Opel
55000	1711153	BMW	55230	XS4Z6M250BA	Ford	55327	9128656	Opel
55001	11311279241	BMW	55231	1079173	Ford	55333	55352713	Opel
55001	11311287463	BMW	55231	XS4Q6B217AD	Ford	55333	5636454	Opel
55001	11312241090	BMW	55239	1113174	Ford	55333	636420	Opel
55001	1279241	BMW	55239	1215978	Ford	55333	9240033	Opel
55001	1287463	BMW	55239	2T1Q6K254AA	Ford	55333	9240033	Saab
55001	2241090	BMW	55239	YS4Q6K254AB	Ford	55342	636723	Opel
55218	1004409	Ford	55240	1135356	Ford	55342	636729	Opel
55218	96MM6M250AC	Ford	55240	1C1Q6K254AA	Ford	55342	90528603	Opel
55218	1E0512730	Mazda	55302	90353176	Daewoo	55342	90530126	Opel
55220	1021706	Ford	55302	90499401	Daewoo	55344	14530PLZD00	Honda
55220	1040678	Ford	55302	5636721	Opel	55344	8972499440	Isuzu
55220	1099553	Ford	55302	5636722	Opel	55344	8972499450	Isuzu
55220	97FF6K254CB	Ford	55302	636734	Opel	55344	5636403	Opel
55220	97FF6K254CC	Ford	55302	636740	Opel	55344	5636739	Opel
55220	1E0712700A	Mazda	55302	636748	Opel	55344	97249944	Opel
55220	1E0712700B	Mazda	55302	636749	Opel	55344	97249945	Opel
55226	1039422	Ford	55302	90353176	Opel	55406	074109243A	VW/Audi
55226	1072131	Ford	55302	90354783	Opel	55407	078109243A	VW/Audi
55226	1104087	Ford	55302	90499401	Opel	55407	078109243C	VW/Audi
55226	1111911	Ford	55302	90570525	Opel	55413	026109243J	VW/Audi
55226	1113355	Ford	55302	9202478	Opel	55414	028109243	Seat
55226	1301972	Ford	55303	636732	Opel	55414	028109243B	Seat
55226	1301973	Ford	55303	90323501	Opel	55414	028109243	VW/Audi
55226	1361840	Ford	55304	636423	Opel	55414	028109243B	VW/Audi
55226	4M5G6K254CA	Ford	55304	90323503	Opel	55417	074109243B	VW/Audi
55226	4M5G6K254DA	Ford	55306	9157004	Daewoo	55419	078109243K	VW/Audi
55226	4M5G6K254DB	Ford	55306	5636738	Opel	55421	026109243	Seat
55226	98MM6K254AB	Ford	55306	636726	Opel	55421	026109243A	Seat
55226	98MM6K254AC	Ford	55306	636737	Opel	55421	026109243C	Seat
55226	98MM6K254AD	Ford	55306	90411774	Opel	55421	026109243E	Seat
55226	98MM6K254AE	Ford	55306	90530125	Opel	55421	026109243L	Seat
55226	98MM6K254BB	Ford	55306	9158004	Opel	55421	026109243	VW/Audi
55226	98MM6K254BC	Ford	55314	9128738	Daewoo	55421	026109243A	VW/Audi
55226	98MM6K254BD	Ford	55314	5636425	Opel	55421	026109243C	VW/Audi
55226	98MM6K254BL	Ford	55314	636415	Opel	55421	026109243E	VW/Audi
55226	1E0612700	Mazda	55314	90411782	Opel	55421	026109243L	VW/Audi
55226	1E0612700A	Mazda	55314	9128736	Opel	55422	078109244G	VW/Audi
55226	1E0612700B	Mazda	55315	91580003	Daewoo	55426	1058458	Ford
55226	1E1012700	Mazda	55315	5636429	Opel	55426	1669904	Ford
55226	1E1012700A	Mazda	55315	636727	Opel	55426	95VW6K254CA	Ford
55226	1E1012700C	Mazda	55315	636738	Opel	55426	95VW6K254DA	Ford
55226	C20112500	Mazda	55315	636746	Opel	55426	028109243E	Seat
55226	C20112500A	Mazda	55315	90411769	Opel	55426	028109243F	Seat
55227	1000159	Ford	55315	90528200	Opel	55426	028109243E	Skoda
55227	1072031	Ford	55315	90530124	Opel	55426	028109243F	Skoda
55227	1107573	Ford	55315	91580003	Opel	55426	028109243E	VW/Audi
55227	1328472	Ford	55321	5636730	Opel	55426	028109243F	VW/Audi
55227	988M6K254AB	Ford	55321	9128444	Opel	55427	030109243C	VW/Audi
55227	988M6K254AC	Ford	55321	4773842	Saab	55428	030109243D	Seat
55227	988M6K254AD	Ford	55323	5636423	Opel	55428	030109243F	Seat
55227	988M6K254AE	Ford	55323	90529810	Opel	55428	030109243J	Seat
55228	1095025	Ford	55327	24426500	Opel	55428	030109243K	Seat
55228	1213852	Ford	55327	5636732	Opel	55428	030109243D	Skoda
55228	XS7G6M250AA	Ford	55327	5636733	Opel	55428	030109243F	Skoda
55228	XS7G6M250BA	Ford	55327	5636740	Opel	55428	030109243J	Skoda
55228	YF0912730	Mazda	55327	636725	Opel	55428	030109243K	Skoda
55229	1038384	Ford	55327	636739	Opel	55428	030109243D	VW/Audi






**Umlenk- und Spannrollen**  
**Deflection and tensioning pulleys**  
**Galets tendeurs et guideurs**  
**Rodillos inversores y de tensión**  
**Gallopini e rulli tendicinghia**  
**Обвусторонний замер комплекта**



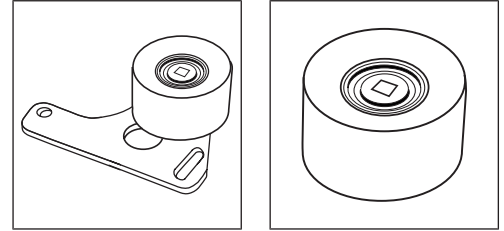
	OE. No.			OE. No.			OE. No.	
55428	030109243F	VW/Audi	55456	036109243E	Skoda	55491	038109243D	VW/Audi
55428	030109243J	VW/Audi	55456	036109243L	Skoda	55491	038109243F	VW/Audi
55428	030109243K	VW/Audi	55456	036109243R	Skoda	55491	038109243G	VW/Audi
55436	046130195B	VW/Audi	55456	036109243AB	VW/Audi	55491	038109243H	VW/Audi
55437	046130195D	VW/Audi	55456	036109243AD	VW/Audi	55491	038109243N	VW/Audi
55440	058109243C	VW/Audi	55456	036109243E	VW/Audi	55492	078109479E	Skoda
55440	058109243E	VW/Audi	55456	036109243L	VW/Audi	55492	078109479E	VW/Audi
55442	06B109243A	Seat	55456	036109243R	VW/Audi	55493	06B109477	Seat
55442	06B109243D	Seat	55458	036109181A	Seat	55493	06B109479	Seat
55442	06B109243A	Skoda	55458	036109181A	Skoda	55493	06B109477	Skoda
55442	06B109243D	Skoda	55458	036109181A	VW/Audi	55493	06B109479	Skoda
55442	06B109243A	VW/Audi	55460	036109243F	Seat	55493	06B109477	VW/Audi
55442	06B109243D	VW/Audi	55460	036109243F	VW/Audi	55493	06B109479	VW/Audi
55443	06A109479	Seat	55461	036109243AC	Seat	55494	1119021	Ford
55443	06A109479A	Seat	55461	036109243AE	Seat	55494	YM216K254CA	Ford
55443	06A109479B	Seat	55461	036109243K	Seat	55494	045109243A	Seat
55443	06A109479C	Seat	55461	036109243S	Seat	55494	045109243C	Seat
55443	06A109479	Skoda	55461	036109243AC	Skoda	55494	045109243A	Skoda
55443	06A109479A	Skoda	55461	036109243AE	Skoda	55494	045109243C	Skoda
55443	06A109479B	Skoda	55461	036109243K	Skoda	55494	045109243A	VW/Audi
55443	06A109479C	Skoda	55461	036109243S	Skoda	55494	045109243C	VW/Audi
55443	06A109479	VW/Audi	55461	036109243AC	VW/Audi	55495	1119023	Ford
55443	06A109479A	VW/Audi	55461	036109243AE	VW/Audi	55495	YM216B260AA	Ford
55443	06A109479B	VW/Audi	55461	036109243K	VW/Audi	55495	045109479B	Seat
55443	06A109479C	VW/Audi	55461	036109243S	VW/Audi	55495	045109479B	Skoda
55445	074109243C	VW/Audi	55465	1100585	Ford	55495	045109479B	VW/Audi
55445	074109243H	VW/Audi	55465	XM216K297AA	Ford	55496	06B109243B	Skoda
55446	074109243F	VW/Audi	55465	045109244A	Seat	55496	06B109243B	VW/Audi
55446	074109243G	VW/Audi	55465	045109244A	Skoda	55497	045109479D	VW/Audi
55446	074109243J	VW/Audi	55465	045109244A	VW/Audi	55498	059109479B	Skoda
55446	074109243R	VW/Audi	55477	8677053	Volvo	55498	059109479B	VW/Audi
55447	9207927	Volvo	55477	9186258	Volvo	55532	7700864572	Renault
55447	92079276	Volvo	55477	9464101	Volvo	55536	7700872531	Renault
55447	074130195	VW/Audi	55477	94641016	Volvo	55536	7700873731	Renault
55447	074130195B	VW/Audi	55477	074109243E	VW/Audi	55540	7700108626	Renault
55453	078109244H	Skoda	55477	074109243M	VW/Audi	55541	7438642251	Renault
55453	078109244J	Skoda	55478	9180594	Volvo	55541	7439440329	Renault
55453	078109244H	VW/Audi	55478	074130245	VW/Audi	55541	30638277	Volvo
55453	078109244J	VW/Audi	55489	1100583	Ford	55541	8642251	Volvo
55454	028109243D	Seat	55489	XM216K254AA	Ford	55541	8670484	Volvo
55454	028109243G	Seat	55489	045109243B	Seat	55541	8687851	Volvo
55454	028109243D	Skoda	55489	045109243D	Seat	55541	8692630	Volvo
55454	028109243G	Skoda	55489	045109243B	VW/Audi	55541	9440329	Volvo
55454	028109243D	VW/Audi	55489	045109243D	VW/Audi	55555	7700108920	Renault
55454	028109243G	VW/Audi	55490	078109243Q	Skoda	55555	7700114860	Renault
55455	036109244C	Seat	55490	078109243R	Skoda	55555	8200061345	Renault
55455	036109244D	Seat	55490	078109243Q	VW/Audi	55561	MD865078	Mitsubishi
55455	036109244J	Seat	55490	078109243R	VW/Audi	55561	4401489	Opel
55455	036109244C	Skoda	55491	038109243	Seat	55561	4402639	Opel
55455	036109244D	Skoda	55491	038109243D	Seat	55561	4416369	Opel
55455	036109244J	Skoda	55491	038109243F	Seat	55561	9109489	Opel
55455	036109244C	VW/Audi	55491	038109243G	Seat	55561	9110639	Opel
55455	036109244D	VW/Audi	55491	038109243H	Seat	55561	93187032	Opel
55455	036109244J	VW/Audi	55491	038109243N	Seat	55561	7700107249	Renault
55456	036109243AB	Seat	55491	038109243	Skoda	55561	7700875307	Renault
55456	036109243AD	Seat	55491	038109243D	Skoda	55561	8200420960	Renault
55456	036109243E	Seat	55491	038109243F	Skoda	55561	8200420964	Renault
55456	036109243L	Seat	55491	038109243G	Skoda	55561	30864050	Volvo
55456	036109243R	Seat	55491	038109243H	Skoda	55561	30865078	Volvo
55456	036109243AB	Skoda	55491	038109243N	Skoda	55562	4401416	Opel
55456	036109243AD	Skoda	55491	038109243	VW/Audi	55562	4402631	Opel



**Umlenk- und Spannrollen**  
**Deflection and tensioning pulleys**  
**Galets tendeurs et guideurs**  
**Rodillos inversores y de tensión**  
**Gallopini e rulli tendicinghia**  
**Обвусторонний замер комплекта**

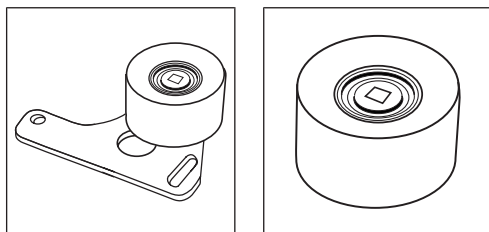
	OE. No.			OE. No.			OE. No.	
55562	9109416	Opel	55715	XM216B260AA	Ford	55850	55192240	Fiat
55562	9110631	Opel	55715	045109479C	Seat	55850	60812718	Fiat
55562	7700115862	Renault	55715	045109479C	VW/Audi	55852	46403679	Fiat
55562	8200079341	Renault	55719	030109243L	Seat	55852	73503128	Fiat
55565	1307000QAA	Nissan	55719	030109243L	VW/Audi	55881	504010846	Fiat
55565	7700107150	Renault	55729	058109243D	VW/Audi	55882	500388688	Fiat
55566	1307000QAB	Nissan	55730	06B109244	Seat	55906	082949	PSA
55566	7700108117	Renault	55730	06B109244	Skoda	55906	9621203380	PSA
55566	8200244615	Renault	55730	06B109244	VW/Audi	55907	083020	PSA
55567	7700875305	Renault	55735	1221491	Ford	55907	9617800980	PSA
55572	8200035827	Renault	55735	2M216K297AA	Ford	55907	9634087880	PSA
55572	8200103069	Renault	55735	038109244J	Seat	55923	083023	PSA
55572	8200454895	Renault	55735	038109244J	Skoda	55923	083044	PSA
55573	4402632	Opel	55735	038109244J	VW/Audi	55923	96192361	PSA
55573	9110632	Opel	55736	028109243H	VW/Audi	55924	082952	PSA
55573	7700116054	Renault	55736	028109243J	VW/Audi	55924	082974	PSA
55575	1307700QAA	Nissan	55736	028109243K	VW/Audi	55924	96278805	PSA
55575	4506092	Opel	55739	1221490	Ford	55938	082969	PSA
55575	9201540	Opel	55739	2M216K254AA	Ford	55938	082978	PSA
55575	8200004593	Renault	55739	038109243M	Seat	55938	082979	PSA
55580	MD883811	Mitsubishi	55739	045109243F	Seat	55938	96353368	PSA
55580	1307000QAC	Nissan	55739	038109243M	Skoda	55938	96370580	PSA
55580	7700111822	Nissan	55739	045109243F	Skoda	55943	082982	PSA
55580	4408922	Opel	55739	038109243M	VW/Audi	55943	96374926	PSA
55580	4410513	Opel	55739	045109243F	VW/Audi	55943	9637492680	PSA
55580	91160164	Opel	55741	059109243F	Skoda	55949	9400829669	Fiat
55580	93160237	Opel	55741	059109243G	Skoda	55949	9400829929	Fiat
55580	7700111822	Renault	55741	059109243L	Skoda	55949	9643329680	Fiat
55580	30883811	Volvo	55741	059109243F	VW/Audi	55949	082966	PSA
55581	8200102941	Renault	55741	059109243G	VW/Audi	55949	082967	PSA
55582	1307000QAE	Nissan	55741	059109243L	VW/Audi	55949	082976	PSA
55582	4401430	Opel	55765	06B109243	Seat	55949	082977	PSA
55582	4506090	Opel	55765	06B109243	Skoda	55949	082992	PSA
55582	9109430	Opel	55765	06B109243	VW/Audi	55949	082993	PSA
55582	9201537	Opel	55831	55196971	Fiat	55949	082996	PSA
55582	8000009194	Renault	55831	7782192	Fiat	55949	0829A7	PSA
55582	8200007980	Renault	55832	46416489	Fiat	55949	96378749	PSA
55582	8200009194B	Renault	55832	46792898	Fiat	55949	96398222	PSA
55582	8200127467	Renault	55832	71734799	Fiat	55949	96403456	PSA
55703	059109243D	Skoda	55835	55192239	Fiat	55949	96433296	PSA
55703	059109243J	Skoda	55835	60596372	Fiat	55950	9400830429	Fiat
55703	059109243D	VW/Audi	55835	60812622	Fiat	55950	9632722180	Fiat
55703	059109243J	VW/Audi	55837	4852375	Fiat	55950	083042	PSA
55707	059109244	Skoda	55837	7302681	Fiat	55950	96327221	PSA
55707	059109244A	Skoda	55837	7701035743	Renault	55953	1145947	Ford
55707	059109244B	Skoda	55844	55192323	Alfa Romeo	55953	2S6Q6B217AA	Ford
55707	059109244	VW/Audi	55844	60813592	Alfa Romeo	55953	Y40112770	Mazda
55707	059109244A	VW/Audi	55844	55183527	Fiat	55953	082988	PSA
55707	059109244B	VW/Audi	55844	55191315	Fiat	55953	082989	PSA
55709	058109479B	VW/Audi	55844	7778565	Fiat	55953	96413140	PSA
55710	059109487A	Skoda	55844	5636456	Opel	55953	30711068	Volvo
55710	059109487B	Skoda	55844	5636475	Opel	55954	9641539380	Fiat
55710	059109487C	Skoda	55844	5636745	Opel	55954	1145955	Ford
55710	059109487A	VW/Audi	55844	93178816	Opel	55954	2S6Q6M250AA	Ford
55710	059109487B	VW/Audi	55844	93181966	Opel	55954	Y40112730	Mazda
55710	059109487C	VW/Audi	55844	93186866	Opel	55954	083048	PSA
55711	078109487A	Skoda	55844	93178816	Saab	55954	083049	PSA
55711	078109487A	VW/Audi	55844	93181966	Saab	55954	96415393	PSA
55712	06B109477A	Skoda	55850	60621380	Alfa Romeo	55954	30711069	Volvo
55712	06B109477A	VW/Audi	55850	60652477	Alfa Romeo	55958	9642929880	Fiat
55715	1100566	Ford	55850	60814462	Alfa Romeo	55958	082990	PSA

**Umlenk- und Spannrollen**  
**Deflection and tensioning pulleys**  
**Galets tendeurs et guideurs**  
**Rodillos inversores y de tensión**  
**Gallopini e rulli tendicinghia**  
**Обвусторонний замер комплекта**



	OE. No.			OE. No.			OE. No.	
55958	96429298	PSA	GT10010	MD030605	Mitsubishi	GT20060	0K93812730	Kia
56137	LHP100900	Rover	GT10022	2441022000	Hyundai	GT20060	248102X700	Kia
56512	7439135036	Renault	GT10022	2441022020	Hyundai	GT20060	B66012730B	Mazda
56512	9135036	Volvo	GT10022	2441026000	Hyundai	GT20060	B66012730C	Mazda
56512	91350363	Volvo	GT10050	2481033021	Hyundai	GT80010	1350515040000	Daihatsu
56609	212151006120	Lada	GT10050	2481033024	Hyundai	GT80010	1350515041000	Daihatsu
56609	082911	PSA	GT10050	2481038001	Hyundai	GT80010	1350301010	Toyota
56609	082921	PSA	GT10050	MD156604	Mitsubishi	GT80010	1350501010	Toyota
56609	93501404	PSA	GT10050	MD192731	Mitsubishi	GT80010	1350515020	Toyota
56610	212151006138	Lada	GT10050	30874227	Volvo	GT80010	1350515031	Toyota
56610	083002	PSA	GT10070	2335733120	Hyundai	GT80010	1350515040	Toyota
56610	93501405	PSA	GT10070	2335733130	Hyundai	GT80010	1350515041	Toyota
56622	9617188680	Fiat	GT10070	MD115976	Mitsubishi	GT80020	1350574010	Toyota
56622	2437029000	Nissan	GT10130	2335742010	Hyundai	GT80020	1350574011	Toyota
56622	082933	PSA	GT10130	2335742020	Hyundai	GT80020	1350574021	Toyota
56622	96171886	PSA	GT10130	2335742030	Hyundai	GT80030	1350363010	Toyota
56622	LHP100590	Rover	GT10130	MD050125	Mitsubishi	GT80030	1350363011	Toyota
56622	1283086CA0	Suzuki	GT10140	2431742000	Hyundai	GT80030	1350363020	Toyota
56625	9615923380	Fiat	GT10140	2431742010	Hyundai	GT80030	1350363021	Toyota
56625	2436029000	Nissan	GT10140	2431742020	Hyundai	GT80030	1350370040	Toyota
56625	083013	PSA	GT10140	MD050135	Mitsubishi	GT80030	1350388360	Toyota
56625	96159233	PSA	GT10140	MD329625	Mitsubishi	GT80030	1350388361	Toyota
56625	LHP100070	Rover	GT20010	3895178	Ford	GT80030	1350388380	Toyota
56625	1281086CA0	Suzuki	GT20010	XM346K254CA	Ford	GT80030	1350388560	Toyota
56812	RF0312720	Mazda	GT20010	0K97212700	Kia	GT80040	3396014	Ford
56812	RF0312731	Mazda	GT20010	0K97212700A	Kia	GT80040	FS0112730A	Mazda
56812	1307016A10	Nissan	GT20010	0K97312700	Kia	GT80070	026109243	Seat
56812	1307016A11	Nissan	GT20010	0K97312700A	Kia	GT80070	026109243A	Seat
56917	1350311030	Toyota	GT20010	FE1H12700A	Mazda	GT80070	026109243C	Seat
56917	1350311040	Toyota	GT20020	3895193	Ford	GT80070	026109243E	Seat
57005	FP0112700	Mazda	GT20020	XM346M250AA	Ford	GT80070	026109243F	Seat
57005	FP0112700A	Mazda	GT20020	0K97212730	Kia	GT80070	026109243L	Seat
57005	FP0512700A	Mazda	GT20020	0K97312730	Kia	GT80070	026109243	VW/Audi
57005	FP0512700B	Mazda	GT20020	FE1H12730	Mazda	GT80070	026109243A	VW/Audi
57006	3395996	Ford	GT20020	FE1H12730A	Mazda	GT80070	026109243C	VW/Audi
57006	3661243	Ford	GT20030	0K95412730	Kia	GT80070	026109243E	VW/Audi
57006	4132488	Ford	GT20030	0K95512730	Kia	GT80070	026109243F	VW/Audi
57006	F72Z6K254BA	Ford	GT20030	0K95512730A	Kia	GT80070	026109243L	VW/Audi
57006	FS0112700A	Mazda	GT20030	FE3N12730	Mazda	GT80090	MD146186	Mitsubishi
57006	FS0112700B	Mazda	GT20040	244102X000	Kia	GT80210	1005822	Ford
57006	FS0512700	Mazda	GT20040	KK15012700A	Kia	GT80210	6177882	Ford
57006	FS0512700A	Mazda	GT20040	KK15012700B	Kia	GT80210	6988203	Ford
57006	FS0512700B	Mazda	GT20040	KK15112700	Kia	GT80210	93FF6K254BA	Ford
57034	RF2A12700	Mazda	GT20040	MB63012700D	Kia	GT80210	96FF6K254BA	Ford
57035	RF2A12730	Mazda	GT20040	MB63012700E	Kia	GT80210	1E0712720	Mazda
57319	MD169592	Mitsubishi	GT20040	B63012700A	Mazda	GT80220	6178656	Ford
57319	30873954	Volvo	GT20040	B63012700B	Mazda	GT80220	6497120	Ford
57327	2335733350	Hyundai	GT20040	B63012700C	Mazda	GT80220	7330712	Ford
57327	2335738001	Hyundai	GT20040	B63012700D	Mazda	GT80220	89FF6K254AC	Ford
57327	MD192068	Mitsubishi	GT20040	B63012700E	Mazda	GT80220	89FF6K254AD	Ford
57327	MD352473	Mitsubishi	GT20040	B63112700C	Mazda	GT80230	1005823	Ford
58402	2441023011	Hyundai	GT20050	0K93812700	Kia	GT80230	6177884	Ford
58402	2441023400	Hyundai	GT20050	244102X700	Kia	GT80230	6492482	Ford
58402	2441023500	Hyundai	GT20050	244102X701	Kia	GT80230	7053802	Ford
58410	2441002510	Hyundai	GT20050	B66012700B	Mazda	GT80230	89FF6K254DC	Ford
58410	2441002550	Hyundai	GT20050	B66012700C	Mazda	GT80230	89FF6K254DD	Ford
59000	93202400	Daewoo	GT20050	B66012700D	Mazda	GT80230	96FF6K254DB	Ford
59002	5094008601	Daewoo	GT20050	B66012700E	Mazda	GT80230	1E0723951	Mazda
59002	96350550	Daewoo	GT20050	B66012700F	Mazda	GT80230	1E0723951A	Mazda
GT10010	2441021010	Hyundai	GT20060	0K93312730	Kia	GT80230	1E0723951B	Mazda
GT10010	2441021014	Hyundai	GT20060	0K93712730	Kia	GT80230	1E0723951C	Mazda

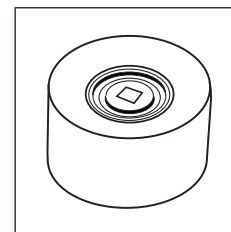
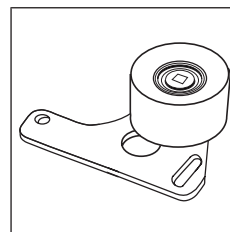




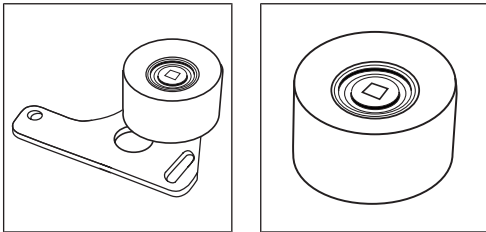
**Umlenk- und Spannrollen**  
**Deflection and tensioning pulleys**  
**Galets tendeurs et guideurs**  
**Rodillos inversores y de tensión**  
**Gallopini e rulli tendicinghia**  
**Обвусторонний замер комплекта**

	OE. No.			OE. No.			OE. No.	
GT80230	1E1223951	Mazda	GT80700	1350511011	Toyota	GT90230	636742	Opel
GT80270	T0722452	Chrysler	GT80700	1350511020	Toyota	GT90230	94149432	Opel
GT80270	7700665224	Renault	GT80710	1350564011	Toyota	GT90310	8970105301	Isuzu
GT80270	7700722452	Renault	GT80710	1350564012	Toyota	GT90310	636735	Opel
GT80270	7700852114	Renault	GT80710	1350564020	Toyota	GT90310	90710530	Opel
GT80290	5619217	Fiat	GT80710	1350564021	Toyota	GT90550	MD320174	Mitsubishi
GT80290	5972277	Fiat	GT80720	1350354030	Toyota	TKR-9050	8943822151	Isuzu
GT80290	71740977	Fiat	GT80720	J1350354030	VW/Audi	TKR-9050	8944338200	Isuzu
GT80290	081821	PSA	GT80730	1350310011	Toyota	TKR-9050	815971	Opel
GT80290	082917	PSA	GT80730	1350310021	Toyota	TKR-9050	94382215	Opel
GT80290	26207509	PSA	GT80750	96103222	Daewoo	TKR-9096	6744307	Ford
GT80290	95619217	PSA	GT80750	96350526	Daewoo	TKR-9096	928M6M250DC	Ford
GT80300	082922	PSA	GT80760	130702J600	Nissan	TKR-9123	1021707	Ford
GT80300	082943	PSA	GT80760	1307057J00	Nissan	TKR-9123	1040677	Ford
GT80300	96010657	PSA	GT80760	1307057J01	Nissan	TKR-9123	1056697	Ford
GT80310	1281086500	Suzuki	GT80760	1307057J10	Nissan	TKR-9123	1099552	Ford
GT80310	1281086501	Suzuki	GT80760	130750M900	Nissan	TKR-9123	97FF6K254DA	Ford
GT80320	1281082000	Suzuki	GT80780	1307001B00	Nissan	TKR-9123	97FF6K254DB	Ford
GT80320	1281082001	Suzuki	GT80780	1307001B01	Nissan	TKR-9123	97FF6K254DC	Ford
GT80320	1281082002	Suzuki	GT80790	13070V7201	Nissan	TKR-9123	97FF6K254DD	Ford
GT80320	1281082003	Suzuki	GT80790	13070V7203	Nissan	TKR-9128	1005120	Ford
GT80330	1350364020000	Daihatsu	GT80800	MD182537	Mitsubishi	TKR-9128	7400530	Ford
GT80330	1350364010	Toyota	GT80810	1307754A00	Nissan	TKR-9128	VX028109244VX	Ford
GT80330	1350364020	Toyota	GT80810	1307754A01	Nissan	TKR-9128	028109244	Seat
GT80330	1350364021	Toyota	GT90020	13073AA080	Subaru	TKR-9128	028109244	Skoda
GT80390	13404PCA003	Honda	GT90020	13073AA081	Subaru	TKR-9128	028109244	VW/Audi
GT80390	13404PT0003	Honda	GT90020	13073AA082	Subaru	TKR-9131	058109244	Seat
GT80390	13404PT0004	Honda	GT90020	13073AA140	Subaru	TKR-9131	058109244	Skoda
GT80390	586000126	Isuzu	GT90020	13073AA142	Subaru	TKR-9131	058109244	VW/Audi
GT80390	LHP100480	Rover	GT90020	13073AA180	Subaru	TKR-9145	7700273277	Renault
GT80390	LHP100490	Rover	GT90040	14510P08003	Honda	TKR-9145	8200102612	Renault
GT80400	MD175375	Mitsubishi	GT90040	14510P08004	Honda	TKR-9145	8200211784	Renault
GT80400	MD315265	Mitsubishi	GT90040	14510P2A003	Honda	TKR-9148	7700100671	Renault
GT80410	1350587102000	Daihatsu	GT90040	14510P2A004	Honda	TKR-9148	7700116192	Renault
GT80420	1350511040	Toyota	GT90040	14510P2AJ01	Honda	TKR-9148	8200045735	Renault
GT80420	1350511050	Toyota	GT90040	14520P2A305	Honda	TKR-9148	30889400	Volvo
GT80430	1350502030	Toyota	GT90040	14520P2A306	Honda	TKR-9148	8642248	Volvo
GT80430	1350515050	Toyota	GT90040	LHP100790	Rover	TKR-9166	038109244B	Seat
GT80430	1350515060	Toyota	GT90080	13069AA034	Subaru	TKR-9166	038109244C	Seat
GT80440	14510PT0002	Honda	GT90080	13069AA035	Subaru	TKR-9166	038109244H	Seat
GT80440	14510PT0003	Honda	GT90080	13069AA036	Subaru	TKR-9166	038109244M	Seat
GT80440	14510PT0004	Honda	GT90080	13069AA037	Subaru	TKR-9166	038109244B	Skoda
GT80440	5860001460	Isuzu	GT90130	13085AA010	Subaru	TKR-9166	038109244C	Skoda
GT80440	LHP100440	Rover	GT90130	13085AA080	Subaru	TKR-9166	038109244H	Skoda
GT80440	LHP100450	Rover	GT90150	8943822140	Isuzu	TKR-9166	038109244M	Skoda
GT80470	1350554020	Toyota	GT90150	636383	Opel	TKR-9166	038109244B	VW/Audi
GT80470	1350554021	Toyota	GT90150	94382214	Opel	TKR-9166	038109244C	VW/Audi
GT80470	J1350354021	VW/Audi	GT90160	13077V7200	Nissan	TKR-9166	038109244H	VW/Audi
GT80510	3396016	Ford	GT90160	13077V7202	Nissan	TKR-9166	038109244M	VW/Audi
GT80510	KL0112740	Mazda	GT90160	13077V7203	Nissan	TKR-9167	038109244E	Seat
GT80520	3864995	Ford	GT90180	1307700QAD	Nissan	TKR-9167	038109244E	Skoda
GT80520	KL0112730A	Mazda	GT90180	7700736085	Renault	TKR-9167	038109244E	VW/Audi
GT80640	1281071C00	Suzuki	GT90200	8971124380	Isuzu	TKR-9173	MD343741	Mitsubishi
GT80640	1281071C02	Suzuki	GT90200	8972101540	Isuzu	TKR-9173	4401609	Opel
GT80670	3894197	Ford	GT90200	Y70112700A	Mazda	TKR-9173	4408922	Opel
GT80670	3994039	Ford	GT90200	5636724	Opel	TKR-9173	9109609	Opel
GT80670	KL0112750	Mazda	GT90200	636741	Opel	TKR-9173	91160164	Opel
GT80670	KL0212750	Mazda	GT90200	636745	Opel	TKR-9173	7700726440	Renault
GT80670	KLY212SJ0	Mazda	GT90200	97112438	Opel	TKR-9173	7700863113	Renault
GT80700	1350501011	Toyota	GT90200	97210154	Opel	TKR-9173	3343741	Volvo
GT80700	1350511010	Toyota	GT90230	636731	Opel	TKR-9308	9400829599	Fiat





**Umlenk- und Spannrollen**  
**Deflection and tensioning pulleys**  
**Galets tendeurs et guideurs**  
**Rodillos inversores y de tensión**  
**Gallopini e rulli tendicinghia**  
**Обвусторонний замер комплекта**



	OE. No.			OE. No.			OE. No.	
TKR-9308	9400829629	Fiat	TKR-9821	083032	PSA	TKR-9871	9400818199	Fiat
TKR-9308	9467521380	Fiat	TKR-9821	5001001272	Renault	TKR-9871	081819	PSA
TKR-9308	082959	PSA	TKR-9835	60811488	Alfa Romeo	TKR-9871	96056183	PSA
TKR-9308	082960	PSA	TKR-9835	7596728	Fiat	TKR-9871	96654092	PSA
TKR-9308	082961	PSA	TKR-9835	7596877	Fiat	TKR-9875	636422	Opel
TKR-9308	082962	PSA	TKR-9837	6131141	Ford	TKR-9875	90264022	Opel
TKR-9308	082963	PSA	TKR-9837	6182891	Ford	TKR-9878	8971299391	Isuzu
TKR-9308	96296777	PSA	TKR-9837	84SM6K254CA	Ford	TKR-9878	8973094591	Isuzu
TKR-9308	9638115380	PSA	TKR-9839	1496915	Ford	TKR-9878	Y70112730	Mazda
TKR-9308	1281067G01	Suzuki	TKR-9839	70HM6K254AA	Ford	TKR-9878	5636395	Opel
TKR-9309	9400830289	Fiat	TKR-9842	6121753	Ford	TKR-9878	636730	Opel
TKR-9309	9400830319	Fiat	TKR-9842	6121754	Ford	TKR-9878	636747	Opel
TKR-9309	9467521480	Fiat	TKR-9842	844F6K254AA	Ford	TKR-9878	94106001	Opel
TKR-9309	083028	PSA	TKR-9854	MW30621261	Mitsubishi	TKR-9878	97129939	Opel
TKR-9309	083029	PSA	TKR-9854	4402690	Opel	TKR-9878	97309459	Opel
TKR-9309	083030	PSA	TKR-9854	4403270	Opel	TKR-9881	7700116050	Renault
TKR-9309	083031	PSA	TKR-9854	9110690	Opel	TKR-9881	7700733489	Renault
TKR-9309	1282367G01	Suzuki	TKR-9854	9111270	Opel	TKR-9881	7700863111	Renault
TKR-9800	60504224	Alfa Romeo	TKR-9854	7700116049	Renault	TKR-9881	8200051092	Renault
TKR-9801	60504225	Alfa Romeo	TKR-9854	7700735486	Renault	TKR-9881	8200469376	Renault
TKR-9806	068109243	Seat	TKR-9854	7700863112	Renault	TKR-9882	7700660586	Renault
TKR-9806	068109243C	Seat	TKR-9854	8200051091	Renault	TKR-9882	7700745215	Renault
TKR-9806	068109243F	Seat	TKR-9854	30855992	Volvo	TKR-9882	7700871168	Renault
TKR-9806	068109243	Skoda	TKR-9854	3343740	Volvo	TKR-9883	7700696986	Renault
TKR-9806	068109243C	Skoda	TKR-9856	7700720366	Renault	TKR-9883	3287778	Volvo
TKR-9806	068109243F	Skoda	TKR-9856	3342143	Volvo	TKR-9883	32877789	Volvo
TKR-9806	068109243	VW/Audi	TKR-9856	33421439	Volvo	TKR-9887	7700696987	Renault
TKR-9806	068109243C	VW/Audi	TKR-9857	7700721690	Renault	TKR-9887	7700708337	Renault
TKR-9806	068109243F	VW/Audi	TKR-9859	94410502704	Porsche	TKR-9887	32877776	Volvo
TKR-9807	1257120	Volvo	TKR-9859	SE021012060A	Seat	TKR-9887	32877763	Volvo
TKR-9807	12571204	Volvo	TKR-9859	X039619190	Seat	TKR-9889	60808692	Alfa Romeo
TKR-9807	069109243B	VW/Audi	TKR-9859	021012060A	VW/Audi	TKR-9889	60811487	Alfa Romeo
TKR-9808	027109243	Seat	TKR-9860	0463633	Volvo	TKR-9889	5970621	Fiat
TKR-9808	051109243	Seat	TKR-9860	04636338	Volvo	TKR-9889	5992518	Fiat
TKR-9808	027109243	VW/Audi	TKR-9860	463633	Volvo	TKR-9889	7596727	Fiat
TKR-9808	051109243	VW/Audi	TKR-9860	4636338	Volvo	TKR-9889	7596876	Fiat
TKR-9811	082919	PSA	TKR-9861	130706F900	Nissan	TKR-9890	9605266280	Fiat
TKR-9811	082954	PSA	TKR-9861	130706F901	Nissan	TKR-9890	082929	PSA
TKR-9811	97522886	PSA	TKR-9861	082930	PSA	TKR-9890	082944	PSA
TKR-9811	97535002	PSA	TKR-9861	082945	PSA	TKR-9890	96052662	PSA
TKR-9812	082912	PSA	TKR-9861	95640195	PSA	TKR-9894	CDU3558	Rover
TKR-9812	91508298	PSA	TKR-9861	LHP10013	Rover	TKR-9894	LHP10015	Rover
TKR-9815	5495830	Fiat	TKR-9862	9400830149	Fiat	TKR-9895	CDU3559	Rover
TKR-9815	081817	PSA	TKR-9862	9400830379	Fiat	TKR-9895	LHP10014	Rover
TKR-9815	95495830	PSA	TKR-9862	130776F900	Nissan	TKR-9903	6635941	Ford
TKR-9815	95577540	PSA	TKR-9862	130776F901	Nissan	TKR-9904	6635942	Ford
TKR-9816	4740846	Fiat	TKR-9862	083011	PSA	TKR-9904	928M6M250BC	Ford
TKR-9816	500328902	Fiat	TKR-9862	083014	PSA	TKR-9904	93012621600	Porsche
TKR-9816	98463114	Iveco	TKR-9862	083016	PSA	TKR-9907	636416	Opel
TKR-9816	99432547	Iveco	TKR-9862	083037	PSA	TKR-9907	90411773	Opel
TKR-9816	4403144	Opel	TKR-9862	96099089	PSA	TKR-9909	5636424	Opel
TKR-9816	9111144	Opel	TKR-9862	96201309	PSA	TKR-9909	636418	Opel
TKR-9816	081823	PSA	TKR-9862	LHV100080	Rover	TKR-9909	90411787	Opel
TKR-9816	083040	PSA	TKR-9866	11311721264	BMW	TKR-9909	9128741	Opel
TKR-9816	5001001259	Renault	TKR-9866	11311727141	BMW	TKR-9913	7700871169	Renault
TKR-9816	7701040204	Renault	TKR-9866	1721264	BMW	TKR-9914	7700853550	Renault
TKR-9819	7553564	Fiat	TKR-9866	1727141	BMW	TKR-9922	048109243A	VW/Audi
TKR-9820	7553565	Fiat	TKR-9867	11311708806	BMW	TKR-9923	074109243	VW/Audi
TKR-9821	4740847	Fiat	TKR-9867	11311709646	BMW	TKR-9923	074109243K	VW/Audi
TKR-9821	4400204	Opel	TKR-9867	1708806	BMW	TKR-9927	14510PM7003	Honda
TKR-9821	9108204	Opel	TKR-9867	1709646	BMW	TKR-9927	14510PM7004	Honda



**Umlenk- und Spannrollen**  
**Deflection and tensioning pulleys**  
**Galets tendeurs et guideurs**  
**Rodillos inversores y de tensión**  
**Gallopinii e rulli tendicinghia**  
**Обвусторонний замер комплекта**

 OE. No.		 OE. No.			
TKR-9927	FDU1053	Rover	TKR-9957	4770475	Saab
TKR-9927	FDU1055	Rover	TKR-9957	4770483	Saab
TKR-9927	FDU2691	Rover	TKR-9957	4770558	Saab
TKR-9938	60652129	Alfa Romeo	TKR-9958	1371753	Ford
TKR-9938	60664403	Alfa Romeo	TKR-9958	6M5G6M250AA	Ford
TKR-9938	60671573	Alfa Romeo	TKR-9958	7438630590	Renault
TKR-9938	60812624	Alfa Romeo	TKR-9958	7439146376	Renault
TKR-9938	60813415	Alfa Romeo	TKR-9958	7439146377	Renault
TKR-9938	60607965	Fiat	TKR-9958	8630590	Volvo
TKR-9938	60652129	Fiat	TKR-9958	9146376	Volvo
TKR-9938	60664403	Fiat	TKR-9958	9146377	Volvo
TKR-9938	60671573	Fiat	TKR-9964	7700857492	Renault
TKR-9938	60812624	Fiat	TKR-9965	7700862615	Renault
TKR-9938	60813415	Fiat	TKR-9985	1005516	Ford
TKR-9939	054109479	VW/Audi	TKR-9985	96FF6K254AA	Ford
TKR-9941	054109479A	VW/Audi	TKR-9985	1E0712700	Mazda
TKR-9941	078109244	VW/Audi			
TKR-9941	078109244C	VW/Audi			
TKR-9941	078109244F	VW/Audi			
TKR-9943	9622574480	Fiat			
TKR-9943	082932	PSA			
TKR-9943	082935	PSA			
TKR-9943	96225744	PSA			
TKR-9944	081820	PSA			
TKR-9944	96098279	PSA			
TKR-9945	083012	PSA			
TKR-9945	96094102	PSA			
TKR-9950	7763644	Fiat			
TKR-9951	46400054	Fiat			
TKR-9951	46554826	Fiat			
TKR-9952	5636415	Opel			
TKR-9952	5636419	Opel			
TKR-9952	5636427	Opel			
TKR-9952	90412731	Opel			
TKR-9952	90570913	Opel			
TKR-9952	9128740	Opel			
TKR-9953	55350580	Opel			
TKR-9953	5636416	Opel			
TKR-9953	5636426	Opel			
TKR-9953	5636455	Opel			
TKR-9953	90412730	Opel			
TKR-9953	9128739	Opel			
TKR-9953	9128739	Saab			
TKR-9954	11311721245	BMW			
TKR-9954	11311721263	BMW			
TKR-9954	1721245	BMW			
TKR-9954	1721263	BMW			
TKR-9955	11311727611	BMW			
TKR-9955	1727611	BMW			
TKR-9957	5636418	Opel			
TKR-9957	5636421	Opel			
TKR-9957	5636422	Opel			
TKR-9957	5636501	Opel			
TKR-9957	636424	Opel			
TKR-9957	90466474	Opel			
TKR-9957	90529187	Opel			
TKR-9957	90529188	Opel			
TKR-9957	90542860	Opel			
TKR-9957	90543739	Opel			
TKR-9957	4504080	Saab			
TKR-9957	4770459	Saab			



2011/2012



**ROULUNDS**  
RUBBER

Zuordnungsliste

**PKW + Transporter**

Application guide

**cars + vans**

Liste de correspondance

**voitures + camionnettes**

Lista de aplicaciones

**turismos + furgonetas**







Elenco di comparazione

**per autovetture + autocarro**

Таблица применяемости

**Легковые автомобили + Мини-вэы**



					RO-DRIVE™		ROFAN™
---	---	---	---	---	-----------	---	--------

## ACURA

NSX ↩	3.0	01/90-08/97	C30A3	201	2977		AC ALT	4K0975 5K1105
	R 3.0	01/92-08/97	C30A4	188	2977		AC ALT	4K0975 5K1105

## ALFA ROMEO

<b>145 (930)</b>								
	1.4 i.e.	07/94-12/96	AR33501	66	1351		PS AC ALT 2X	1A0825 3A0950 5K0865
						RR1404 RR1404K1		
	1.4 i.e. 16V T.S.	12/96-01/01	AR33503, AR38501	76	1370		ALT, (-AC) ALT, (AC), OE-NO 46749664 ALT, (AC), OE-NO 60662991 CA, WP	6K1045 6K1830 6K1856
						RR1153 RR1153K1	CA, WP, MTR-CODE AR33503	
	1.6 i.e.	10/94-12/96	AR33201	76	1596		PS AC ALT 2X	1A0825 3A0950 5K0865
						RR1404 RR1404K1		
	1.6 i.e. 16V T.S.	12/96-01/01	AR67601, AR38201	88	1598		ALT, (-AC) ALT, (AC), OE-NO 60662991 CA	6K1045 6K1856
						RR1163 RR1163K1	CA, MTR-CODE AR67601	
	1.7 i.e. 16V	10/94-12/96	AR33401	95	1712		PS AC ALT	1A0825 3A0950 5K0865
	1.8 i.e. 16V	03/98-01/01	AR32201	106	1747		ALT, (-AC) ALT, (AC) 2X	6K1045 6K1856
						RR1203 RR1203K1		
	1.8 i.e. 16V T.S.	12/96-12/98	AR67106, AR38401	103	1747		ALT, (-AC) ALT, (AC), OE-NO 60662991 CA, WP	6K1045 6K1856
						RR1203 RR1203K1	CA, WP	
	1.9 D, TD	07/94-02/99	AR33601, AR67501	66-68	1929		PS ALT, (-AC), MTR-NO 1723044⇒ AC ALT, (AC), MTR-NO 1723044⇒ CA	1A0725 5K0915 5K0940 5K0990
						RR1376 RR1376K1	CA	
	1.9 JTD	02/99-01/01	AR32302	77	1910		ALT, PS, (-AC) ALT, PS, AC, 03/1999⇒, MTR-NO 1370829⇒	6K1038 6K1795
						RR1039 RR1039K2		
	2.0 16V Quadrifoglio	03/98-01/01	AR32301	114	1970		ALT, PS, (-AC), MTR-NO 1385144⇒ ALT, PS, (-AC), ⇒MTR-NO 1385143 ALT, PS, AC, ⇒MTR-NO 1385143 CA	6K1080 7K1080 7K1980
						RR1203 RR1203K1 RR1473	CA	
	2.0 16V T.S.	10/95-01/01	AR67204	110	1970		ALT ALT, AC CA	7K1080 7K1950
						RR1203 RR1203K1 RR1473	CA BS, MTR-NO 0117878⇒	
<b>146 (930)</b>								
	1.4 i.e.	12/94-12/96	AR33501	66	1351		PS AC ALT 2X	1A0825 3A0950 5K0865
						RR1404 RR1404K1		
	1.4 i.e. 16V T.S.	11/96-01/01	AR38501, AR33503	76	1370		ALT, (-AC) ALT, (AC), OE-NO 46749664 ALT, (AC), OE-NO 60662991 CA, WP	6K1045 6K1830 6K1856
						RR1153 RR1153K1	CA, WP, MTR-CODE AR33503	
	1.6 i.e.	12/94-12/96	AR33201	76	1596		PS AC ALT 2X	1A0825 3A0950 5K0865
						RR1404 RR1404K1		
	1.6 i.e. 16V T.S.	11/96-01/01	AR67601, AR38201	88	1598		ALT, (-AC) ALT, (AC), OE-NO 60662991	6K1045 6K1856





RO-DRIVE™



ROFAN™

**ALFA ROMEO**

146 (930)

					RR1163 RR1163K1	CA CA	
1.7 i.e. 16V	12/94-12/96	AR33401	95	1712		PS AC ALT	1A0825 3A0950 5K0865
1.8 i.e. 16V T.S.	11/96-01/01	AR3840, AR32201, AR67106	103-106	1747	RR1203 RR1203K1	ALT, (-AC) ALT, (AC), OE-NO 60662991 CA, WP, 2X CA, WP	6K1045 6K1856
1.9 JTD	02/99-01/01	AR32302	77	1910		ALT, PS, (-AC) ALT, PS, AC, 03/1999⇒, MTR-NO 1370830⇒	6K1038 6K1795
					RR1039 RR1039K2		
2.0 16V Quadrifoglio	03/98-01/01	AR32301	114	1970		ALT, PS, (-AC), MTR-NO 1385144⇒ ALT, PS, (-AC), ⇒MTR-NO 1385143 ALT, PS, AC, ⇒MTR-NO 1385143	6K1080 7K1080 7K1950
					RR1203 RR1203K1 RR1473	CA CA BS	
2.0 16V T.S.	10/95-01/01	AR67204	110	1970		ALT ALT, AC	7K1080 7K1950
					RR1203 RR1203K1 RR1473	CA CA BS, MTR-NO 0117878⇒	







147 (937)

1.6 16V T.SPARK, 1.6 16V T.SPARK ECO	01/01-	AR32104, AR37203	77-88	1598		ALT, PS, MTR-NO 2835764⇒ ALT, PS, ⇒MTR-NO 2835763 ALT, PS, AC, ⇒MTR-NO 2835763	6K1030 6K1045 6K1856
					RR1153	CA, WP, MTR-CODE AR 321.03, AR 321.04	
					RR1153K1	CA, WP	
1.9 JTD , 1.9 JTDM 16V	04/01-	937A2.000, 182B9.000	74-85	1910		ALT, PS, (-AC) ALT, PS, (AC)	6K1038 6K1836
					RR1039 RR1039K2	CA, WP CA, WP	
1.9 JTD 16V	11/02-	192A5.000, 192B1.000, 192A5.000	93-103	1910		ALT, PS, AC	6K1836
					RR1449	CA	
1.9 JTDM 16V	07/05-	937A5.000	110	1910		ALT, PS, AC	6K1836
					RR1050 RR1449	CA, (EURO4) CA, MTR-CODE 937 A5.000, (EURO3)	
1.9 JTDM 8V	07/05-	937A3.000	88	1910		ALT, PS, (-AC) ALT, PS, (AC)	6K1038 6K1836
					RR1049	MTR-CODE 939A1.000	
2.0 16V T.SPARK	01/01-	AR32310	110	1970		ALT, PS, (-AC), MTR-NO 2835765⇒ ALT, PS, (-AC), ⇒MTR-NO 2835764 ALT, PS, AC, MTR-NO 2835765⇒	6K1060 6K1080 6K1965
					RR1203 RR1203K2 RR1473	CA CA BS	
3.2 GTA	02/03-	932A.000	184	3179		ALT, PS, AC	6K2000

155 (167)

1.6 16V T.S.	05/96-12/97	AR67601	88	1598		ALT, PS, (-AC)	6K1045
					RR1163 RR1163K1		
1.7 T.S.	04/93-04/96	AR67105	85	1748		PS ALT, (-AC)	4K0962 5K0813
		AR67103	83	1748		ALT	4K0962
1.7 T.S. 16V	05/96-12/97	AR67106	103	1747		ALT	6K1045
					RR1203 RR1203K1		
1.8 T.S., 1.8 T.S. Sport	01/92-12/96	AR67102, AR6710, AR67402, AR67101	77-95	1773		PS ALT, (-AC)	4K0962 5K0813
1.9 TD	04/93-12/97	AR67501	66	1929		PS ALT, (-AC), ⇒MTR-NO 1723043, ⇒12 /1993 ALT, (-AC), MTR-NO 1723044⇒ AC ALT, (AC), ⇒MTR-NO 1723043, ⇒12 /1993 ALT, (AC), MTR-NO 1723044⇒	1A0725 5K0906 5K0915 5K0940 5K0975 5K0990
					RR1376 RR1376K1	CA CA	
2.0 16V Turbo Q4	01/92-12/97	AR67203	137-140	1995		PS, (AC) AC	3A0750 3A0850



					RO-DRIVE™		ROFAN™
---	---	---	---	---	-----------	---	--------

## ALFA ROMEO

155 (167)

						PS ALT	3A0875 5K1040
					<b>RR1175</b>		
2.0 T.S.	02/92-02/95	AR67201, AR67202	104-106	1995		PS ALT, (-AC)	4K0962 5K0813
2.0 T.S. 16V	03/95-12/97	AR67204	110	1970		ALT ALT, AC	7K1080 7K1950
					<b>RR1203</b> <b>RR1203K1</b> <b>RR1473</b>	CA CA BS, MTR-NO 0087812⇒	
2.5 TD	04/93-12/97	VM31B, VM07B	92	2499		WP PS AC	1A0625 1A0825 3A1015
2.5 V6	02/92-12/97	AR67301, AR67302, AR67303	120-121	2492		PS, (AC) PS ALT AC	4K0673 4K0875 5K1015 6K0976
<b>156 / 156 Sportwagon (932)</b> 1.6 16V T.SPARK	09/97-05/06	AR32102, AR67601, AR32104, AR32103	88	1598		ALT, PS, (-AC), OE-NO 60653027 ALT, PS, (-AC), OE-NO 60815889 ALT, PS, (AC), OE-NO 60662991 MTR-CODE AR32103, AR32104 MTR-CODE AR32103, AR 32104	6K1030 6K1045 6K1856
					<b>RR1153</b> <b>RR1153K1</b> <b>RR1163</b> <b>RR1163K1</b>	MTR-CODE AR32102, AR67601	
	09/97-10/00	AR32201	106	1747		ALT, PS, (-AC), OE-NO 60653027 ALT, PS, (-AC), OE-NO 60815889 ALT, PS, (AC), OE-NO 60662991 MTR-CODE AR32201 MTR-CODE AR32201	6K1030 6K1045 6K1856
					<b>RR1203</b> <b>RR1203K1</b>		
1.8 16V T.SPARK	10/00-05/06	AR32205	103	1747		ALT, PS, (-AC), OE-NO 60653027 ALT, PS, (-AC), OE-NO 60815889 ALT, PS, (AC), OE-NO 60662991 MTR-CODE AR32205 MTR-CODE 32205	6K1030 6K1045 6K1856
					<b>RR1163</b> <b>RR1163K1</b>		
1.9 JTD	09/97-05/06	AR37101, AR32302, 937A2.000	77-85	1910		ALT, PS, (-AC) ALT, PS, (AC), OE-NO 55189677 CA, WP CA, WP	6K1038 6K1836
					<b>RR1039</b> <b>RR1039K2</b>		
1.9 JTD 16V	11/02-05/06	192A5.000	103	1910		ALT, PS, (-AC) ALT, PS, (AC)	6K1038 6K1836
					<b>RR1449</b>		
1.9 JTD, 1.9 JTD 16V	11/02-05/06	937A5.000, 192B1.000, 937A4.000	93-110	1910		ALT CA, OE-NO 55183528 CA, OE-NO 46791189	6K1836
					<b>RR1050</b> <b>RR1449</b>		
2.0 16V T.SPARK	09/97-10/00	AR32301	114	1970		ALT, PS, (-AC), MTR-NO 2835765⇒ ALT, PS, (-AC), MTR-NO 1385144⇒, ⇒MTR-NO 2835764 ALT, PS, AC, MTR-NO 2835765⇒ ALT, PS, (-AC), ⇒MTR-NO 1385143 ALT, PS, AC, ⇒MTR-NO 1385143 CA CA BS	6K1060 6K1080 6K1965 7K1080 7K1950
					<b>RR1203</b> <b>RR1203K1</b> <b>RR1473</b>		
	10/00-03/02	AR32310	110	1970		ALT, PS, (-AC), MTR-NO 2835765⇒ ALT, PS, (-AC), ⇒MTR-NO 2835764 ALT, PS, AC, MTR-NO 2835765⇒ CA CA CA BS	6K1060 6K1080 6K1965
					<b>RR1203</b> <b>RR1203K2</b> <b>RR1473</b>		
2.0 Twin Spark	11/97-04/00	AR32303	118	1970		ALT, (-AC) CA CA BS	7K1080
					<b>RR1203</b> <b>RR1203K1</b> <b>RR1473</b>		
2.0, 2.0 JTS	03/02-05/06	932A2.000, 937A1.000	119-122	1970		ALT, PS, AC CA CA BS	6K1965
					<b>RR1203</b> <b>RR1203K2</b> <b>RR1473</b>		
2.4 JTD	09/97-10/00	AR32501	100	2387		ALT, PS, (-AC) ALT, PS, AC, ⇒03/2000, ⇒MTR-NO 1904012 ALT, PS, AC, 04/2000⇒, MTR-NO 1904013⇒	6K1105 6K1750 6K1760
					<b>RR1039</b> <b>RR1039K1</b>		
	10/00-05/06	839A6.000, 841C000	103-110	2387		ALT, PS, (-AC) ALT, PS, AC	6K1105 6K1760
					<b>RR1039</b>		



**ALFA ROMEO**

156 / 156 Sportwagon (932)

	06/03-05/06	841M.000, 841G.000	120-129	2387	RR1039K1		
					RR1449	ALT CA	6K1760
2.5 V6 24V	09/97-05/06	AR32401, AR32405	140-141	2492		ALT, PS, AC	6K2000
3.2 GTA	03/02-05/06	932A.000	184	3179		ALT, PS, AC	6K2000







159 / 159 Sportwagon

1.8 MPI	03/07-	939A4.000	103	1796		ALT, CH-NO 7067139⇨ ALT, ⇨CH-NO 7067138 CA	5K1546 5K1592
					RR1068		
1.9 JTDM 16V	09/05-	937A8.000, 939A2.000, 939A8.000	100-110	1910		ALT, 05/2007⇨ ALT, ⇨05/2007 CA, MTR-CODE 939 A8.000	6K1725 6K1733
					RR1050		
1.9 JTDM 8V	09/05-	939A1.000	88	1910	RR1049	MTR-CODE 939 A1.000	
	03/06-	939A1.000	88	1910	RR1049	ALT	6K1733
	09/05-	937A7.000, 939A7.000	85	1910	RR1039 RR1039K2	ALT CA CA	6K1733
1.9 JTS	09/05-	939A6.000	118	1859		ALT	5K1070
2.2 JTS	09/05-	939A5.000	136	2198		ALT	5K1070
2.4 JTDM, 2.4 JTDM Q4	09/05-	939A3.000, 939A9.000	147-154	2387	RR1050	ALT PS, AC CA	5K0595 ELAST 6K1580
3.2 JTS, 3.2 JTS Q4	12/05-	939A.000	191	3195		ALT	6K2145

164 (164)

2.0	06/87-09/98		102	1962		ALT ALT, (AC) PS ALT ALT, (AC) PS, WP	3A0800 3A0975 4K0962 5K0825 5K0990 5K1100
2.0 T.S.	06/87-09/92	AR06416, AR06420	105-109	1995		ALT PS ALT ALT, AC PS, WP	3A0800 4K0962 5K0825 5K0990 5K1100
	09/92-09/98	AR64103	106	1995		PS ALT, (-AC)	4K0962 5K0813
2.0 Turbo	10/87-09/98	AR06476	128	1995	RR1384	ALT	1A1090
	07/90-10/92		148	1995		ALT, (AC) PS, MTR-NO 81722⇨ PS, ⇨MTR-NO 81721 ALT, (-AC) AC	1A0750 1A0775 1A0788 3A0975 3A1050
2.0 V6 Turbo	09/92-09/98	AR64102	148	1996		PS ALT, (-AC) ALT, (AC)	4K0770 7K1175 7K1240
	03/91-09/92	AR64101	150	1997		ALT, (AC) PS ALT AC ALT, PS, AC	1A0750 1A0785 3A0975 3A1050 6K1190
2.5 TD	06/87-09/92	VM84A	84	2500		WP PS, OE-NO 60574816 PS, OE-NO 60513650 AC ALT, ⇨MTR-NO 3060	1A0625 1A0813 1A0825 3A1025 5K1110
2.5 V6	09/92-09/98	AR66201	120	2492		ALT, PS, AC	7K1980
3.0 24V, 3.0 24V Q4, 3.0 24V QV	09/92-09/98	AR66301, AR66302, AR6304, AR64307, AR64308	155-171	2959		ALT, PS, AC	7K1980
3.0 i.e. QV	09/90-09/92	AR06430, AR64301	147	2959		PS ALT ALT, PS, AC	1A0785 3A0975 7K1980
3.0 V6	06/87-09/92	AR06410	141	2959		ALT, (AC), 04/1990⇨ PS, MTR-NO 0083011⇨ PS, ⇨MTR-NO 0083010 ALT, (-AC), 11/1987⇨ AC, 11/1987⇨ ALT, (AC), ⇨03/1990	1A0750 1A0775 1A0788 3A0975 3A1050 5K0675
	09/92-09/98	AR64305, AR66303	132	2959		PS ALT, (-AC) ALT, (AC)	4K0770 7K1175 7K1240



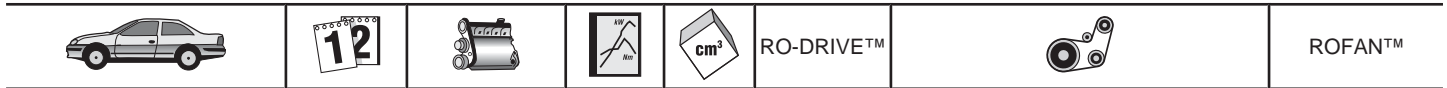
					RO-DRIVE™		ROFAN™
---	---	---	---	---	-----------	---	--------

## ALFA ROMEO

<b>164 (164)</b>									
	06/87-09/92	AR06412	135	2959				ALT, (AC), 04/1990⇨ PS, MTR-NO 0083011⇨ PS, ⇨MTR-NO 0083010 ALT, (-AC), 11/1987⇨ AC, 11/1987⇨ ALT, (AC), ⇨03/1990	1A0750 1A0775 1A0788 3A0975 3A1050 5K0675
<b>166 (936)</b>									
2.0 T.Spark	09/98-	AR34103, AR36301	110-114	1970				ALT, PS, (-AC), MTR-NO 1385144⇨ ALT, PS, (-AC), ⇨MTR-NO 1385143 ALT, PS, AC, ⇨MTR-NO 1385143	6K1080 7K1080 7K1980
					RR1203 RR1203K1 RR1473	CA CA BS			
2.0 V6	09/98-	AR34102	151	1996				ALT, PS, AC	6K2000
2.4 JTD	09/98-	841C000, AR34202, 839A6.000	100-110	2387				ALT, PS, AC	6K1740
					RR1039 RR1039K1				
	10/03-	841G.000, 841H.000	129	2387				ALT, PS, AC	6K1740
					RR1449				
	07/05-	936B.000, 841M.000	132-136	2387				ALT, PS, AC CA	6K1740
					RR1050				
2.5 V6 24V	09/98-	AR34201, AR36201	138-140	2492				ALT, PS, AC	6K2000
3.0 V6 24V	09/98-	AR34301, AR36101	162-166	2959				ALT, PS, AC	6K2000
3.2 V6 24V	10/03-	936A.000	176	3179				ALT, PS, AC	6K2000
<b>33 / 33 Sportwagon (905, 905A)</b>									
1.2	06/83-12/89	AR30585	50	1186				PS ALT ALT, 55 A ALT	1A0825 1A0850 1A0865 1A0875
1.3	06/83-12/89	AR30587, AR30168, AR30586, AR30502	55-63	1351				PS ALT ALT, 55 A ALT	1A0825 1A0850 1A0865 1A0875
					RR1404 RR1404K1	01/1988⇨, 2X 01/1988⇨			
1.5, 1.5 4x4	06/83-12/86	AR30520	66	1490				PS ALT ALT, 55 A ALT	1A0825 1A0850 1A0865 1A0875
1.5, 1.5 4x4, 1.5 QV	06/84-12/89	AR30588, AR30508, AR30146	75-77	1490				PS ALT ALT, 55 A ALT	1A0825 1A0850 1A0865 1A0875
					RR1404 RR1404K1	01/1988⇨, 2X MTR-CODE AR30588, 01/1988⇨			
1.7	01/86-12/89	AR30550	87	1712				2X 01/1988⇨	
1.7 i.e., 1.7 i.e. 4x4, 1.7 QV	09/88-12/89	AR30558, AR30550	77-84	1712				PS ALT AC 2X	1A0825 1A0850 3A0950
					RR1404 RR1404K1				
1.8 TD	01/86-06/90	VM82A	54	1779				PS ALT	1A1150 1A1150
<b>33 / 33 Sportwagon (907A, 907B)</b>									
1.4 i.e.	06/91-09/94	AR30755, AR30753	65-66	1351				PS ALT ALT, 55 A ALT	1A0825 1A0850 1A0865 1A0875
					RR1404 RR1404K1	2X			
1.4 i.e. 4x4	06/91-09/94	AR30755, AR30587	66	1351				2X MTR-CODE AR30755	
					RR1404 RR1404K1				
1.5 i.e	01/90-09/94	AR30750, AR_30751	71-74	1490				2X	
					RR1404 RR1404K1				
1.7 16V, 1.7 16V 4x4	01/90-09/94	AR30747	95-97	1712				PS ALT AC	1A0825 1A0850 3A0950
1.7 i.e.	04/92-09/94	AR30737	77	1712				PS ALT AC	1A0825 1A0850 3A0950
					RR1404 RR1404K1	2X			
1.7 i.e. 4x4	01/90-03/92	AR30737, AR30736	79	1712				2X	
					RR1404 RR1404K1				
1.7 i.e., 1.7 i.e. 4x4	01/90-09/94	AR30737A,	77-79	1712				PS	1A0825













ALFA ROMEO

**ALFA ROMEO**

33 / 33 Sportwagon (907A, 907B)							
		AR30737, AR30736				ALT AC 2X	1A0850 3A0950
					RR1404 RR1404K1		
6 (119)							
2.0	07/81-12/86	AR01932	99	1997		ALT	1A0925
2.5 i.e.	10/83-12/86	AR01928	110	2492		ALT PS	1A0838 1A0875
75 (162B)							
1.6	05/85-02/92	AR06100, AR61101	76-81	1570		ALT AC PS	1A0825 3A0850 3A1100
1.8, 1.8 Turbo, 1.8 Turbo i.e.	09/85-02/92	AR06134, AR06158, AR06168, AR06202, AR61102, AR61201	85-114	1779		ALT AC PS	1A0825 3A0850 3A1100
2.0 TD	05/85-09/92	VM80A	70	1995		PS ALT	1A0650 1A1100
2.0, 2.0 T.S.	05/85-02/92	AR06166, AR06212, AR06224	94-109	1962		ALT AC PS	1A0825 3A0850 3A1100
2.5 V6	05/85-08/86	AR01646, AR01911	115	2492		ALT PS AC	1A0838 1A0990 3A0925
3.0 V6	01/87-02/92	AR06120, AR06124, AR61503	136-141	2959		ALT PS AC	1A0838 1A0990 3A0925
90 (162)							
1.8	10/84-07/87	AR06202	85-89	1779		ALT AC PS	1A0825 3A0850 3A1125
2.0 i.e.	10/84-07/87	AR01713, AR06210, AR06212	94-97	1997		ALT AC PS	1A0825 3A0850 3A1125
2.4 TD	10/84-07/87	VM81A	81	2393		PS ALT	1A0650 1A1100
2.5 i.e. V6	10/84-07/87	AR01646, AR01911	110	2492		ALT PS AC	1A0838 1A0990 3A0925
ALFASUD SPRINT (902.A)							
1.4	07/79-12/89	AR30168	63	1351		ALT, 2X ALT	1A0875 1A0888
1.5	07/79-01/87	AR30128	70	1490		ALT, 2X ALT	1A0875 1A0888
	01/83-12/87	AR30146	77	1490		ALT ALT, OE-NO 107037 ALT, OE-NO 101947	1A0850 1A0875 1A0888
1.7 i.e.	10/87-12/89	AR30558	77	1712		PS ALT AC	1A0825 1A0850 3A0950
					RR1404 RR1404K1	01/1988⇨, 2X 01/1988⇨	
ALFETTA GT (116)							
2.0	07/78-01/86	AR01623	89	1962		ALT AC	1A0825 3A1250
ARNA (920)							
1.2	01/85-12/86	AR30500, AR31000	44-50	1186		ALT	1A0875
1.3 TI	03/83-12/86	AR30168, AR31010	63	1351		ALT	1A0875
BRERA							
2.2 JTS	01/06-	939A5.000	136	2198		ALT	5K1070
2.4 JTDM 20V	01/06-	939A3.000	147	2387		PS, AC CA	6K1580
	05/07-	939A9.000	154	2387	RR1050	ALT AC, (PS) CA	5K0595 ELAST 6K1580
3.2 JTS, 3.2 JTS Q4	01/06-	939A.000	191	3195	RR1050	CA	6K2145
GT							
1.8 TS	11/03-	AR32205	103	1747		ALT, (-AC) CA CA	6K1030
					RR1163 RR1163K1		
1.9 JTD	11/03-	937A5.000	110	1910		ALT, AC CA, (EURO4) CA, MTR-CODE 937 A5.000, (EURO3)	6K1836
					RR1050 RR1449		









					RO-DRIVE™		ROFAN™
---	---	---	---	---	-----------	---	--------

## ALFA ROMEO

<b>GT</b>								
2.0 JTS	11/03-	937A1.000, 932A2.000	121	1970		ALT, (-AC) ALT, (AC) CA		6K1060 6K1965
					RR1203			
3.2 GTA	11/03-	936A.000	176	3179		ALT, WP, PS, AC		6K2000
<b>GTV (116)</b>								
2.0	07/78-01/86	AR06212, AR01655	96	1962		ALT AC		1A0825 3A1250
6 2.5	11/80-02/87	AR01646	116	2492		ALT		1A0850
<b>GTV (916C.)</b>								
1.8 16V	05/98-	AR32201	106	1747		ALT, (-AC) ALT, (AC) CA, WP CA, WP		6K1045 6K1856
					RR1203 RR1203K1			
2.0 JTS	04/03-	937A1.000	121	1970		ALT, PS, AC CA CA BS		6K1965
					RR1203 RR1203K2 RR1473			
2.0 T.SPARK 16V	06/95-	AR16201, AR32310	110	1970		ALT, PS, (-AC) ALT, PS, AC CA CA		7K1080 7K1950
					RR1203 RR1203K1 RR1473			
	05/98-08/00	AR32301	114	1970		BS, MTR-NO 0134319⇒ ALT, (-AC), OE-NO 60676136 ALT, (-AC), OE-NO 60662969 ALT, (AC), OE-NO 60653030 ALT, (-AC), OE-NO 60617858 ALT, (AC), OE-NO 60652358		6K1060 6K1080 6K1965 7K1080 7K1980
					RR1203 RR1203K1 RR1473			
2.0 V6 Turbo	06/95-	AR16202	148	1996		PS ALT AC		4K0673 5K1010 6K0976
3.0 V6 24V	10/96-	AR16102, AR16105	160-162	2959		ALT, PS, AC		6K2000
3.2 V6 24V	04/03-	936A6.000	176	3179		ALT, PS, AC		6K2000
<b>MITO</b>								
1.4, 1.4 TB	09/08-	199A1.000, 199A6.000, 199A8.000	70-114	1368		ALT, (-AC) ALT, (AC) CA CA		4K0665 5K1150
					RR1089 RR1089K1			
<b>SPIDER</b>								
2.2 JTS	09/06-	939A5.000	136	2198		ALT		5K1070
2.4 JTDM	04/07-	939A3.000	147-154	2387		ALT PS CA		5K0595 ELAST 6K1580
					RR1050			
3.2 JTS, 3.2. JTS Q4	03/08-	939A.000	191	3195		ALT		6K2145
<b>SPIDER (115)</b>								
1600	03/76-12/93	AR00526, AR01563	76-79	1570		ALT, WP, FAN		1A0825
2000, 2000 Veloce	01/77-12/93	AR00515, AR01544, AR01588, AR01590	85-93	1962		ALT PS		1A0825 5K0950
<b>SPIDER (916S.)</b>								
1.8 16V	05/98-04/05	AR32201	106	1747		ALT, (-AC) ALT, (AC)		6K1045 6K1856
					RR1203 RR1203K1			
2.0 JTS	04/03-04/05	937A1.000	121	1970		ALT, PS, AC CA CA BS		6K1965
					RR1203 RR1203K2 RR1473			
2.0 T.SPARK 16V	06/95-04/05	AR16201, AR32301, AR32310	110-114	1970		ALT, (-AC), MTR-NO 1385144⇒ ALT, (-AC), ⇒MTR-NO 1385143 ALT, (AC), ⇒MTR-NO 1385143 CA CA BS, MTR-NO 0134319⇒		6K1080 7K1080 7K1980
					RR1203 RR1203K1 RR1473			
3.0 V6	06/95-04/05	AR16101	141	2959		PS, (AC) PS ALT AC		4K0673 5K0875 5K1010 6K0976
3.0 V6, 3.0 V6 24V	01/99-04/05	AR16102, AR16105	160-162	2959		ALT, PS, AC		6K2000
3.2 V6 24V	04/03-04/05	936A6.000	176	3179		ALT, PS, AC		6K2000
<b>SZ</b>								
3.0 V6 Zagato	09/88-08/94	AR61501	152	2959		PS, (AC)		4K0673



					RO-DRIVE™		ROFAN™
---	---	---	---	---	-----------	---	--------

**ALFA ROMEO**

<b>SZ</b>						PS ALT AC	5K0875 5K1015 6K0976
-----------	--	--	--	--	--	-----------------	----------------------------

**ALPINE**

<b>V6</b>						ALT ALT, PS, AC AC ALT	5K1450 5K1815 3A0925 5K1325
2.5 TURBO	01/85-12/90	Z7U-734, Z7U	136-147	2458			
2.9 GT	01/85-12/90	Z6W	116	2850			

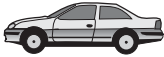





**ARO**

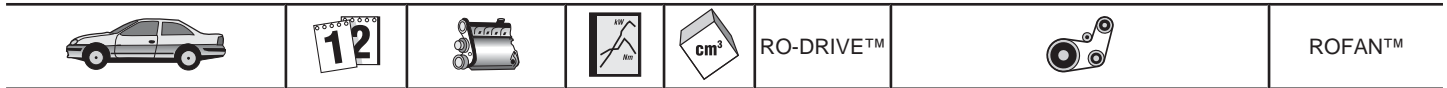
<b>SPARTANA</b>						ALT ALT, AC AC	1A1150 4K1165 5K0900
1.2	01/99-	C3G702	40	1239			

**AUDI**

<b>100 (44, 44Q, C3)</b>						PS ALT AC, CH-NO 44-G-053 401⇒ AC, ⇒CH-NO 44-G-053 400	1A0730 1A0950 3A0800 3A0915
1.8, 1.8 KAT, 1.8 quattro, 1.8 quattro KAT	08/83-11/90	SH, NP, DS, RS, DR, PH, 4B	55-66	1781	RR1003 RR1003K1	CA CA	
2.0 KAT / 2.0 E KAT	01/88-11/90	RT	85	1994	RR1355 RR1355K1 RR1427 RR1427K1	ALT, ⇒CH-NO 44-F-300 000 ALT, CH-NO 44-G-000 001⇒ AC PS, (-AC) PS, (AC) CA, ⇒CH-NO 44-J-246 281 CA, ⇒CH-NO 44-J-246 281 CA, CH-NO 44-J-246 282⇒ CA, CH-NO 44-J-246 282⇒	1A0800 1A0818 3A0915 3A0960 3A0990
2.0 / 2.0 E	08/84-12/87	KP, SL	83-85	1994	RR1355 RR1355K1	ALT, ⇒CH-NO 44-F-300 000 ALT, CH-NO 44-G-000 001⇒ AC PS, (-AC) PS, (AC) CA CA	1A0800 1A0818 3A0915 3A0960 3A0990
2.0 D	08/82-11/90	CN	51	1986	RR1324 RR1324K1 RR1367	ALT, OE-NO 076 903 137 ALT, OE-NO 074 903 137 AC PS CA CA INJP	1A0813 1A0838 3A0915 3A0990
2.0 D Turbo, 2.0 TD	08/82-11/90	DE, NC	64-74	1986	RR1324 RR1324K1 RR1367	ALT AC PS CA CA INJP	2A0790 3A0915 3A0990
2.2, 2.2 E quattro	10/84-09/86	KZ, PX	85	2226	RR1355 RR1355K1	ALT, ⇒CH-NO 44-F-300 000 ALT, CH-NO 44-G-000 001⇒ AC PS, (-AC) PS, (AC) CA CA	1A0800 1A0818 3A0915 3A0960 3A0990
2.2, 2.2 KAT, 2.2 quattro, 2.2 quattro KAT, 2.2 E Turbo quattro, 2.2 Turbo, 2.2 Turbo quattro	08/84-11/90	HX, KU, MC	101-121	2226	RR1355 RR1355K1 RR1427 RR1427K1	ALT, ⇒CH-NO 44-F-300 000 ALT, CH-NO 44-G-000 001⇒ AC PS, (-AC) PS, (AC) CA, ⇒CH-NO 44-J-246 281 CA, ⇒CH-NO 44-J-246 281 CA, CH-NO 44-J-246 282⇒ CA, CH-NO 44-J-246 282⇒	1A0800 1A0818 3A0915 3A0960 3A0990
2.3, 2.3 E, 2.3 E quattro	08/86-11/90	NF	100	2309	RR1355 RR1355K1	ALT, ⇒CH-NO 44-F-300 000 ALT, CH-NO 44-G-000 001⇒ AC PS, (-AC) PS, (AC) CA, ⇒CH-NO 44-J-246 281 CA, ⇒CH-NO 44-J-246 281	1A0800 1A0818 3A0915 3A0960 3A0990



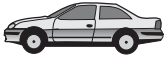





					RO-DRIVE™		ROFAN™
<b>AUDI</b>							
<b>100 (44, 44Q, C3)</b>							
2.3, 2.3 E, 2.3 quattro	01/90-11/90	AAR	98	2309	RR1427 RR1427K1	CA, CH-NO 44-J-246 282⇨ CA, CH-NO 44-J-246 282⇨ ALT, ⇨CH-NO 44-F-300 000 ALT, CH-NO 44-G-000 001⇨, ⇨CH-NO 4A-M-050 000 AC, ⇨CH-NO 4A-M-050 000 PS, (-AC), ⇨CH-NO 4A-M-050 000 PS, (AC), ⇨CH-NO 4A-M-050 000 ALT, (-AC), CH-NO 4A-M-000 001⇨ ALT, (AC), CH-NO 4A-M-000 001⇨	1A0800 1A0818 3A0915 3A0960 3A0990 6K1293 6K1693
2.4 D	08/89-07/91	3D	60	2370	RR1178 RR1178K1	CA, MTR-CODE AAR CA, MTR-CODE AAR	1A0838 3A0938 3A1030
2.5 TDI	01/90-11/90	1T	88	2461	RR1169 RR1365	ALT AC PS CA INJP	1A0838 3A0950 3A1025
					RR1169 RR1268 RR1268K1	INJP INJP	
<b>100 (4A, C4)</b>							
2.0 E 16V, 2.0 E 16V quattro	01/92-06/94	ACE	103	1984		PS ALT	1A0910 4K0890
					RR1210 RR1210K1	⇨MTR-NO 017 139	
2.0, 2.0 E, 2.0 E quattro	12/90-06/94	AAD, AAE, ABK	74-85	1984		PS, ⇨CH-NO 4AM100000 PS, ⇨CH-NO 4AM100000 PS, CH-NO 4AN000001⇨ ALT, ⇨CH-NO 4AM100000 PS, ⇨CH-NO 4AM100000 AC ALT, CH-NO 4AN000001⇨	1A0825 1A0850 1A0913 1A0950 2A0820 3A0800 4K0855
					RR1371 RR1371K1		
2.3 E, 2.3 E quattro	12/90-06/94	AAR	98	2309		ALT, PS ALT, PS, AC	6K1293 6K1693
					RR1178 RR1178K1		
2.4 D	12/90-06/94	AAS	60	2370		ALT, PS ALT, PS, AC	6K1325 6K1705
					RR1294 RR1365	INJP	
2.5 TDI	12/90-07/94	AAT, ABP	85	2461		ALT, (-AC) ALT, (AC) INJP INJP CA CA, MTR-CODE ABP CA, MTR-CODE AAT, ⇨MTR-NO 038 460	6K1325 6K1705
					RR1268 RR1268K1 RR1294 RR1294K1 RR1294K1		
2.6, 2.6 quattro, 2.6 E quattro	03/92-06/94	ABC, ACZ	102-110	2598		ALT, PS, (-AC) ALT, AC, CH-NO 4A-R-029518⇨ ALT, PS, AC, ⇨CH-NO 4A-R-029517	6K1675 6K1905 6K2260
					RR1308 RR1308K1		
2.8 E, 2.8 E quattro	12/90-06/94	AAH	128	2771		ALT, PS, (-AC) ALT, PS, (AC), CH-NO 4A-R-029 518⇨ ALT, PS, (AC), CH-NO 4A-N-023 927⇨ ALT, PS, (AC), ⇨CH-NO 4A-R-029 517 ALT, PS, (AC), ⇨CH-NO 4A-N-023 926	6K1675 6K1905 6K2260 6K2260 6K2280
					RR1308 RR1308K1		
S4 Turbo quattro	08/91-06/94	AAN	169	2226		ALT, (-AC) ALT, (AC) CA	6K1293 6K1693
					RR1441		
S4 V8 quattro	10/92-06/94	ABH, AEC	206-213	4172		ALT	6K2615
<b>200 (44, 44Q)</b>							
2.1 Turbo, 2.1 Turbo quattro	08/83-01/88	KG	134	2144		ALT, ⇨12/1984 ALT, 01/1985⇨ AC PS PS, (AC) ⇨CH-NO 44J246281 CH-NO 44-E-012 001⇨ CH-NO 44J246282⇨	1A0785 2A0820 3A0925 3A0960 3A1000
					RR1355 RR1355K1 RR1427		



**AUDI**

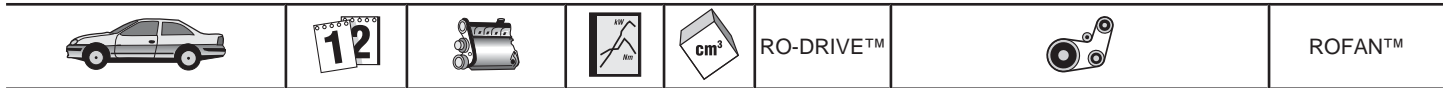
<b>200 (44, 44Q)</b> ↔ 2.2 20V Turbo quattro	03/89-12/90	3B	162	2226		ALT AC PS PS, (AC)	<b>2A0820</b> <b>3A0925</b> <b>3A0960</b> <b>3A1000</b>
					<b>RR1178</b>		
2.2 Turbo	01/85-12/91	MC, 1B, 2B	121-147	2226		ALT AC PS, (-AC) PS, (AC) CA, ↔CH-NO 44-J-400 000 CA, ↔CH-NO 44-J-400 000 CA, CH-NO 44-K-000 001↔ CA, CH-NO 44-K-000 001↔	<b>2A0820</b> <b>3A0915</b> <b>3A0960</b> <b>3A1000</b>
					<b>RR1355</b> <b>RR1355K1</b> <b>RR1427</b> <b>RR1427K1</b>		
2.2 Turbo quattro	09/83-12/91	MC, 1B	121-147	2226		ALT AC PS, (-AC) PS, (AC) CA, ↔CH-NO 44-J-246 281 CA, ↔CH-NO 44-J-246 281 CA, CH-NO 44-J-246 282↔ CA, CH-NO 44-J-246 282↔	<b>2A0820</b> <b>3A0915</b> <b>3A0960</b> <b>3A1000</b>
					<b>RR1355</b> <b>RR1355K1</b> <b>RR1427</b> <b>RR1427K1</b>		
2.3	11/86-09/91	NF	100	2309		ALT AC PS PS, (AC) ↔06/1988 ↔MTR-NO 063 968 06/1988↔ MTR-NO 063 969↔	<b>1A0800</b> <b>3A0925</b> <b>3A0950</b> <b>3A1000</b>
					<b>RR1355</b> <b>RR1355K1</b> <b>RR1427</b> <b>RR1427K1</b>		
<b>80 (81, 85, B2)</b> 1.3	09/78-07/86	EP	44	1297		PS, ↔CH-NO 81G100000 PS, CH-NO 81G160001↔ ALT AC 08/1981↔ MTR-CODE EP ↔07/1981	<b>1A0763</b> <b>1A0850</b> <b>1A0940</b> <b>3A0825</b>
					<b>RR1003</b> <b>RR1003K1</b> <b>RR1008</b>		
1.6	02/86-07/86	SA	54	1595		PS ALT AC	<b>1A0850</b> <b>1A0950</b> <b>3A0800</b>
					<b>RR1003</b> <b>RR1003K1</b>		
	08/78-07/86	DT	55	1595		PS, ↔CH-NO 81G100000 PS, CH-NO 81G160001↔ ALT AC	<b>1A0763</b> <b>1A0850</b> <b>1A0940</b> <b>3A0825</b>
					<b>RR1003</b> <b>RR1003K1</b>		
1.6 D	08/80-08/86	JK, CR	40	1588		WP ALT, ↔12/1983 ALT, 01/1984↔ ALT, (AC), ↔12/1983 PS AC	<b>1A0613</b> <b>1A0735</b> <b>1A0763</b> <b>1A0775</b> <b>1A0800</b> <b>3A0825</b>
					<b>RR1002</b> <b>RR1002K1</b>		
	08/81-05/86	CR, CY, JK	51	1588		ALT, 01/1984↔ WP ALT, ↔12/1983 ALT, (AC), ↔12/1983 PS AC	<b>1A0600</b> <b>1A0613</b> <b>1A0735</b> <b>1A0775</b> <b>1A0800</b> <b>3A0825</b>
					<b>RR1002</b> <b>RR1002K1</b>		
1.6 GLE	01/79-12/86	YZ	81	1588		ALT, 01/1982↔ ALT, ↔12/1981 AC	<b>1A0940</b> <b>1A0950</b> <b>3A0825</b>
					<b>RR1003</b> <b>RR1003K1</b>		
1.8	02/86-07/86	SF	65	1781		PS ALT AC	<b>1A0850</b> <b>1A0950</b> <b>3A0800</b>
					<b>RR1003</b> <b>RR1003K1</b>		
1.8, 1.8 CC quattro, 1.8 GTE, 1.8 GTE quattro	01/83-08/86	DS, JN, NE, JV, PV, DZ	66-82	1781		PS, ↔CH-NO 81G100000 PS, CH-NO 81G160001↔ ALT AC	<b>1A0763</b> <b>1A0850</b> <b>1A0940</b> <b>3A0825</b>



					RO-DRIVE™		ROFAN™
<b>AUDI</b>							
<b>80 (81, 85, B2)</b>							
					RR1003 RR1003K1		
<b>80 (89, 89Q, 8A, B3)</b>							
1.6	09/86-09/91	PP, RN	51-55	1595		PS, 01/1991⇨, ⇨CH-NO 8CN025000 PS ALT AC	1A0825 1A0850 1A0950 3A0800
					RR1003 RR1003K1		
1.6 D, 1.6 TD	09/86-08/91	JK, RA, SB	40-59	1588		WP, ⇨CH-NO 8AM040000 WP, CH-NO 8AM040001⇨ ALT, (AC) ALT PS AC, MTR-CODE JK, RA AC, MTR-CODE SB	1A0613 1A0643 1A0715 1A0735 1A0788 3A0800 3A0875
					RR1002 RR1002K1		
1.8, 1.8 quattro, 1.8 E, 1.8 E quattro, 1.8 S, 1.8 S quattro	09/86-10/91	DZ, JN, NE, PM, RU, SD, SF	55-83	1781		PS ALT AC	1A0850 1A0950 3A0800
					RR1003 RR1003K1		
1.9 D	08/89-08/91	1Y	50	1896		WP, ⇨CH-NO 8AM040000 WP, CH-NO 8AM040001⇨ ALT, (AC) ALT PS AC CA CA	1A0617 1A0643 1A0710 1A0735 1A0775 3A0865
					RR1211 RR1211K1		
2.0 E 16V, 2.0 E 16V quattro	03/90-09/91	6A	101	1984		PS ALT, ⇨CH-NO 8CN025000 WP AC ALT, CH-NO 8CN025001⇨ CA CA	1A0888 1A0900 1A0900 3A0800 4K0885
					RR1210 RR1210K1		
2.0 E, 2.0 E quattro, 2.0 quattro	08/88-08/91	3A	82-83	1984		PS ALT AC	1A0850 1A0950 3A0800
					RR1003 RR1003K1		
2.0, 2.0 quattro	10/90-08/91	AAD	82-85	1984		PS ALT AC	1A0850 1A0950 3A0800
					RR1371 RR1371K1		
2.3 quattro	10/87-07/89	NG	98	2309		ALT AC PS CA, ⇨CH-NO 89-J-394 742 CA, ⇨CH-NO 89-J-394 742 CA, CH-NO 89-J-394 743⇨ CA, CH-NO 89-J-394 743⇨	2A0866 3A0915 3A0990
					RR1355 RR1355K1 RR1427 RR1427K1		
<b>80 (8C, B4)</b>							
1.6, 1.6 E	09/91-12/94	ABM, ADA	52-74	1595		PS, ⇨CH-NO 8CN025000 PS, CH-NO 8CN025001⇨ ALT, ⇨CH-NO 8CN025000 PS, ⇨CH-NO 8CN025000 AC ALT, CH-NO 8CN025001⇨	1A0850 1A0910 1A0950 2A0820 3A0800 4K0855
					RR1003 RR1003K1		
1.9 TD	09/91-12/94	AAZ	55	1896		PS, WP ALT, (-AC) ALT, (AC) CA CA, MTR-CODE AAZ, ⇨MTR-NO 552 765 CA, MTR-CODE AAZ, MTR-NO 552 766⇨	2A0903 6K0890 6K1173
					RR1211 RR1211K1 RR1211K4		
1.9 TDI	09/91-01/96	1Z	66	1896		PS, WP ALT, (-AC) ALT, (AC) CA CA, ⇨MTR-NO 289 575 CA, MTR-NO 289 576⇨	2A0903 6K0890 6K1173
					RR1211 RR1211K2 RR1211K3		



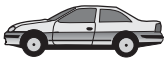









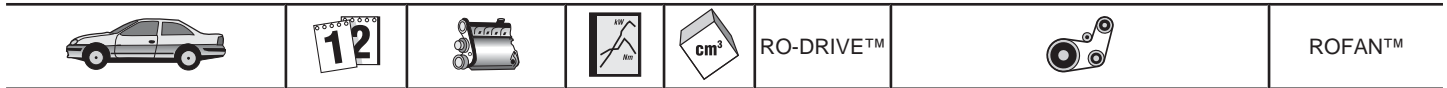
## AUDI

<b>80 (8C, B4)</b> 2.0 E 16V, 2.0 E 16V quattro	08/92-01/96	ACE	103	1984		PS ALT, ⇨CH-NO 8CN025000 AC ALT, CH-NO 8CN025001⇨	<b>1A0888</b> <b>1A0900</b> <b>3A0800</b> <b>4K0885</b>
					<b>RR1210</b> <b>RR1210K1</b>	⇨MTR-NO 017 139	
2.0, 2.0 quattro, 2.0 E, 2.0 E quattro	09/91-07/96	ABT, ABK, ADW	66-85	1984		PS, ⇨CH-NO 8CN025000 PS, CH-NO 8CN025001⇨ ALT, ⇨CH-NO 8CN025000 PS, ⇨CH-NO 8CN025000 AC ALT, CH-NO 8CN025001⇨	<b>1A0850</b> <b>1A0913</b> <b>1A0950</b> <b>2A0820</b> <b>3A0800</b> <b>4K0855</b>
					<b>RR1371</b> <b>RR1371K1</b>	CA CA, ⇨CH-NO 8C-S-075 037	
2.3 E	09/91-11/94	NG	98	2309		ALT AC PS CH-NO 8C-N-000001⇨ CH-NO 8C-N-000001⇨ ⇨CH-NO 8A-N-200000 ⇨CH-NO 8A-N-200000	<b>2A0866</b> <b>3A0915</b> <b>3A0990</b>
					<b>RR1178</b> <b>RR1178K1</b> <b>RR1427</b> <b>RR1427K1</b>		
2.3 E quattro	09/91-01/96	NG	98	2309		ALT AC PS CA CA	<b>2A0866</b> <b>3A0915</b> <b>3A0990</b>
					<b>RR1178</b> <b>RR1178K1</b>		
2.6 quattro	08/94-07/96	ACZ	102	2598		ALT, (-AC) ALT, (AC), CH-NO 8D-T-185 642⇨ CA CA	<b>6K1760</b> <b>6K1880</b>
					<b>RR1180</b> <b>RR1180K2</b>		
2.6, 2.6 quattro	06/92-01/96	ABC	110	2598		ALT, PS, (-AC), CH-NO 8C-S-050001⇨ ALT, PS, (-AC), ⇨CH-NO 8C-S-050000 ALT, PS, AC, CH-NO 8C-S-050001⇨ ALT, PS, AC, CH-NO 8C-R-060966⇨, ⇨CH-NO 8C-S-050000 ALT, PS, AC, ⇨CH-NO 8C-R-060965	<b>6K1635</b> <b>6K1675</b> <b>6K1863</b> <b>6K1905</b> <b>6K2260</b>
					<b>RR1308</b> <b>RR1308K1</b> <b>RR1308K2</b>	⇨CH-NO 8C-S-025 820 CH-NO 8C-S-025 821⇨	
2.8, 2.8 quattro	09/91-07/95	AAH	128	2771		ALT, PS, (-AC), CH-NO 8C-S-050001⇨ ALT, PS, (-AC), ⇨CH-NO 8C-S-050000 ALT, PS, AC, CH-NO 8C-S-050001⇨ ALT, PS, AC, CH-NO 8C-R-060966⇨, ⇨CH-NO 8C-S-050000 ALT, PS, AC, ⇨CH-NO 8C-R-060965	<b>6K1635</b> <b>6K1675</b> <b>6K1863</b> <b>6K1905</b> <b>6K2260</b>
					<b>RR1308</b> <b>RR1308K1</b> <b>RR1308K2</b>	⇨CH-NO 8C-S-025 820 CH-NO 8C-S-025 821⇨	
RS2 quattro (P1)	03/94-05/95	ADU	232	2226		AC PS ALT	<b>3A0915</b> <b>3A1030</b> <b>4K0890</b>
					<b>RR1441</b>		
S2 quattro	02/93-07/95	ABY	169	2226		ALT, AC PS CA	<b>3A1030</b> <b>4K0890</b>
<b>90 (81, 85, B2)</b> 1.6 TD	10/85-01/87	CY	51	1588			
					<b>RR1002</b> <b>RR1002K1</b>		
2.0, 2.0 quattro	10/84-03/87	JS, HP, SK, JS	83-85	1994		ALT, ⇨CH-NO 81F090000 ALT, CH-NO 81F090001⇨ AC PS CA CA	<b>1A0800</b> <b>1A0825</b> <b>3A1000</b> <b>3A1000</b>
					<b>RR1355</b> <b>RR1355K1</b>		
2.2, 2.2 E quattro	11/84-03/87	KV	85-100	2226		ALT, ⇨CH-NO 81F090000 ALT, CH-NO 81F090001⇨ AC PS	<b>1A0800</b> <b>1A0825</b> <b>3A1000</b> <b>3A1000</b>
					<b>RR1355</b> <b>RR1355K1</b>	⇨CH-NO 89-J-394 742	
<b>90 (89, 89Q, 8A, B3)</b> 1.6 TD	04/87-09/91	SB, RA	59	1588			
					<b>RR1002</b> <b>RR1002K1</b>		
2.0	07/88-09/91	PS	85	1994		ALT AC PS ⇨CH-NO 89J394742 ⇨CH-NO 89-J-394 742 CH-NO 89J394743⇨	<b>2A0866</b> <b>3A0915</b> <b>3A0990</b>
					<b>RR1355</b> <b>RR1355K1</b> <b>RR1427</b>		



					RO-DRIVE™		ROFAN™
<b>AUDI</b>							
<b>90 (89, 89Q, 8A, B3)</b>							
2.0 quattro	08/89-07/90	6A	101	1984	RR1427K1	CH-NO 89-J-394 743⇒ PS ALT, ⇒CH-NO 8CN025000 WP AC ALT, CH-NO 8CN025001⇒ CA CA	1A0888 1A0900 1A0900 3A0800 4K0885
2.2 E, 2.2 E quattro	04/87-09/91	KV	100	2226	RR1210 RR1210K1	ALT AC PS ⇒CH-NO 89J394746 ⇒CH-NO 89-J-394 742 CH-NO 89J394747⇒ CH-NO 89-J-394 743⇒	2A0866 3A0915 3A0990
2.3 E 20V, 2.3 E 20V quattro	08/88-07/91	7A	123-125	2309	RR1355 RR1355K1 RR1427 RR1427K1	ALT AC PS ⇒CH-NO 89-J-396 702 CA, ⇒CH-NO 89-J-396 702 CA, CH-NO 89-J-396 703⇒ CA, CH-NO 89-J-396 703⇒	2A0866 3A0915 3A0990
2.3 E, 2.3 E quattro	04/87-07/91	NG	98-100	2309	RR1178 RR1355 RR1355K1 RR1427 RR1427K1	ALT AC PS CA, ⇒CH-NO 89-J-396 702 CA, ⇒CH-NO 89-J-396 702 CA, CH-NO 89-J-396 703⇒ CA, CH-NO 89-J-396 703⇒	2A0866 3A0915 3A0990
<b>A2 (8Z0)</b>							
1.2 TDI	03/01-08/05	ANY	45	1191		ALT, PS, (-AC) ALT, PS, (AC)	6K0858 6K0995
1.4	02/00-08/05	AUA, BBY	55	1390	RR1156(SET) RR1156K1	ALT, (-AC) CA CA	6K0745
1.4 TDI	02/00-08/05	AMF, BHC	55	1422	RR1107 RR1107K2 RR1107K3	ALT, PS ALT, PS, AC ⇒CH-NO 8Z-2-017 000 CH-NO 8Z-2-017 001⇒	6K0858 6K0995
	11/03-08/05	ATL	66	1422	RR1107 RR1107K3	ALT, (-AC) ALT, (AC) CA, WP CA, WP	6K0858 6K0995
1.6 FSI	05/02-08/05	BAD	81	1598	RR1156(SET) RR1156K1	ALT ALT, AC CA CA	6K0737 6K1080
<b>A3 (8PA)</b>							
1.4 TFSI	09/07-	CAXC	92	1390		ALT, (-AC) ALT, (AC)	6K1090 6K1733
1.6	09/04-	CCSA, BSE, BSF, BGU	75	1595	RR1187 RR1187K1	ALT, (-AC) ALT, (AC) CA CA	6K0900 6K1045
1.6 FSI	09/04-	BLP, BLF	85	1598		ALT, WP, (-AC) ALT, WP, AC	6K1090 6K1733
1.6 TDI	05/09-	CAYB, CAYC	66-77	1598	RR1480	MTR-CODE CAYB, CAYC, ALT, (AC), 10/2009⇒ MTR-CODE CAYB, CAYC, ALT, (AC), ⇒09/2009 MTR-CODE CAYB, CAYC, CA	6K1070 6K1138
1.8 TFSI, 1.8 TDSI quattro	11/06-	CDAА, BZB, BYT	118	1798		ALT	6K1120
1.9 TDI	09/04-	BLS, BKC	77	1896	RR1107 RR1107K3	ALT, (-AC) ALT, (AC) CA, WP CA, WP	6K0948 6K1050
2.0 FSI	09/04-	BLY, BVZ, BMB, BLX, BLR, BVY	110	1984	RR1061	ALT, (-AC) ALT, (AC) MTR-CODE BLX, BLY, BLR, BVY, BVZ	6K0900 6K1045
2.0 TDI	06/06-06/08	BUY	120	1968	RR1087	ALT, (-AC) ALT, (AC) MTR-CODE BUY, CA	6K0948 6K1050
2.0 TDI, 2.0 16V, 2.0 1TDI 6V quattro, 2.0 TDI quattro	09/04-	AZV, BKD, BMN, BNN, CBAA, CBAB, CBBB	100-125	1968	RR1087 RR1479	MTR-CODE AZV, BKD, ALT, (-AC) MTR-CODE AZV, BKD, ALT, (AC) MTR-CODE CBAA, CBAB, CBBB, ALT, (AC) MTR-CODE AZV, BKD, CA, WP MTR-CODE CBAA, CBAB, CBBB, CA, WP	6K0948 6K1050 6K1070











**AUDI**

A3 (8PA)							
2.0 TDI, 2.0 TDI quattro	06/05-	BMM	103	1968	RR1107 RR1107K3	ALT, (-AC) ALT, (AC) CA, WP CA, WP	6K0948 6K1050
2.0 TFSI, 2.0 TFSI quattro	09/04-	CCZA, CAWB, BWA, AXX	147	1984	RR1061	ALT, (AC), MTR-CODE AXX, BWA, BPY ALT, MTR-CODE CAWB, CCZA CA, MTR-CODE AXX, BWA, BPY	6K1054 6K1120
3.2 V6 quattro	09/04-	BMJ, BUB	184	3189		ALT, (-AC) ALT, (AC), CH-NO 8P-7-103 001⇨, ⇨CH-NO 8P-7-250 000	6K1240 6K1610
S3 quattro	06/08-	BHZ, CDLA	195	1984	RR1061	ALT, (AC) CA	6K1623 6K1054
A3 (8L1)							
1.6	09/96-	APF, AEH, AKL, AVU, BFQ	74-75	1595	RR1187 RR1187K1	ALT, (AC) ALT, (-AC) CA CA	6DK1195 6K1120
1.8 T	12/96-	AQA, AGU, ARZ, AUM	110	1781	RR1186 RR1186K4 RR1186K5	ALT, WP, AC, PS ALT, WP, PS ⇨CH-NO 8L-Y-125 000 CH-NO 8L-Y-125 001⇨	6DK1195 6K1120
1.8, 1.8 T, 1.8 quattro, 1.8 T quattro	09/96-	AGN, AJQ, APP, APG, AQA, ARY, AUC	92-132	1781	RR1186 RR1186K4 RR1186K5	ALT, PS, AC ALT, PS MTR-CODE AJQ,APP,AUC, ⇨CH-NO 8L-Y-125 000 MTR-CODE AJQ,APP,AUC, CH-NO 8L-Y-125 001⇨, MTR-CODE ARY	6DK1195 6K1120
1.9 TDI	09/96-07/01	ALH, AGR	66	1896	RR1094 RR1094 RR1094K1 RR1094K1 RR1164 RR1164 RR1164K1 RR1164K1 RR1164K2	ALT, PS, (-AC) ALT, PS, (AC) CA, WP, MTR-CODE AGR, MTR-NO 565 001⇨ CA, WP, MTR-CODE ALH, MTR-NO 500 001⇨ CA, WP, MTR-CODE AGR, MTR-NO 565 001⇨ CA, WP, MTR-CODE ALH, MTR-NO 500 001⇨ CA, WP, MTR-CODE AGR, ⇨MTR-NO 565 000 CA, WP, MTR-CODE ALH, ⇨MTR-NO 500 000 CA, WP, MTR-CODE AGR, MTR-NO 044 443⇨, ⇨MTR-NO 565 000 CA, WP, MTR-CODE ALH, ⇨MTR-NO 500 000 CA, WP, MTR-CODE AGR, ⇨MTR-NO 044 441	6K0906 6K1660
	08/97-07/01	AHF, ASV	81	1896	RR1094 RR1094 RR1094K1 RR1164 RR1164 RR1164K1 RR1164K2	ALT, PS, (-AC) ALT, PS, (AC) CA, WP, MTR-CODE AHF, MTR-NO 595 001⇨ CA, WP, MTR-CODE ASV, MTR-NO 150 001⇨ CA, WP, MTR-CODE AHF, MTR-NO 595 001⇨, CA, WP, MTR-CODE ASV CA, WP, MTR-CODE AHF, ⇨MTR-NO 595 000 CA, WP, MTR-CODE ASV, ⇨MTR-NO 150 000 CA, WP, MTR-CODE AHF, MTR-NO 006 067⇨, ⇨MTR-NO 595 000 CA, WP, MTR-CODE AHF, ⇨MTR-NO 006 065	6K0906 6K1660
	10/00-	AXR, ATD	74	1896	RR1107 RR1107K2 RR1107K3 RR1107K3	ALT, (AC) ALT, (-AC) MTR-CODE ATD, AXR, CA, WP MTR-CODE ATD, ⇨MTR-NO 165 000, CA, WP MTR-CODE ATD, MTR-NO 165 001⇨, CA, WP MTR-CODE AXR, CA, WP	6DK1195 6K1120
1.9 TDI, 1.9 TDI quattro	08/00-	ASZ	96	1896	RR1107 RR1107K2	ALT, (AC) ALT, (-AC) MTR-CODE ASZ, CA, WP MTR-CODE ASZ, ⇨MTR-NO 115 000,	6DK1195 6K1120



					RO-DRIVE™		ROFAN™
---	---	---	---	---	-----------	---	--------

## AUDI

A3 (8L1)

					RR1107K3	CA, WP MTR-CODE ASZ, MTR-NO 115 001⇨, CA, WP	
S3 quattro	03/99-	APY, AMK	154	1781	RR1186 RR1186K4 RR1186K5	ALT, PS, AC ALT, PS MTR-CODE APY, ⇨CH-NO 8L-Y-125 000 MTR-CODE APY, CH-NO 8L-Y-125 001⇨, MTR-CODE AMK,AUL	6DK1195 6K1120
	10/01-	BAM	165	1781	RR1186 RR1186K5	ALT, PS, AC ALT, PS	6DK1195 6K1120

A3 (8P1)

1.4 TFSI	09/07-	CAXC	92	1390		ALT, (-AC) ALT, (AC)	6K1090 6K1733
1.6	05/03-	CCSA, BSE, BSF, BGU	75	1595	RR1187 RR1187K1	ALT, (-AC) ALT, (AC) CA CA	6K0900 6K1045
1.6 FSI	08/03-	BLF, BAG, BLP	85	1598		ALT, WP, (-AC) ALT, WP, AC	6K1090 6K1733
1.6 TDI	05/09-	CAYB, CAYC	66-77	1598		MTR-CODE CAYB, CAYC, ALT, (AC), 10/2009⇨ MTR-CODE CAYB, CAYC, ALT, (AC), ⇨09/2009	6K1070 6K1138
					RR1480	MTR-CODE CAYB, CAYC, CA	
1.8 T, 1.8 TFSI, 1.8 TFSI quattro	08/06-	BPU, BYT, BZB, CDA	110-118	1781		ALT	6K1120
1.9 TDI	05/03-	BLS, BKC	77	1896	RR1107 RR1107K3	ALT, (-AC) ALT, (AC) CA, WP CA, WP	6K0948 6K1050
2.0 FSI	05/03-	AXW, BLR, BVZ, BMB, BLX, BLY, BVY	110	1984	RR1061	ALT, (-AC) ALT, (AC) MTR-CODE BLX, BLY, BLR, BVY, BVZ	6K0900 6K1045
2.0 TDI	06/06-06/08	BUY	120	1968	RR1087	ALT, (-AC) ALT, (AC) MTR-CODE BUY, CA	6K0948 6K1050
2.0 TDI, 2.0 TDI 16V, 2.0 16V quattro, 2.0 TDI quattro	05/03-	AZV, BKD, BMN, CBAA,, CBAB,	100-125	1968	RR1087 RR1479	MTR-CODE AZV, BKD, ALT, (-AC) MTR-CODE AZV, BKD, ALT, (AC) MTR-CODE CBAA, CBAB, CBBB, ALT, (AC) MTR-CODE AZV, BKD, CA, WP MTR-CODE CBAA, CBAB, CBBB, CA, WP	6K0948 6K1050 6K1070
2.0 TDI, 2.0 TDI quattro	06/05-	BMM	103	1968	RR1107 RR1107K3	ALT, (-AC) ALT, (AC) CA, WP CA, WP	6K0948 6K1050
2.0 TFSI, 2.0 TFSI quattro	09/04-	AXX, BWA, CAWB, CCZA	147	1984	RR1061	ALT, (AC), MTR-CODE AXX, BWA, BPY ALT, MTR-CODE CAWB, CCZA CA, MTR-CODE AXX, BWA, BPY	6K1054 6K1120
3.2 V6 quattro	07/03-	BMJ, BDB, BUB	184	3189		ALT, (-AC) ALT, (AC), CH-NO 8P-7-103 001⇨, ⇨CH-NO 8P-7-250 000 ALT, (AC), ⇨CH-NO 8P-7-103 000	6K1240 6K1610 6K1623
S3 quattro	11/06-	BHZ, BZC, CDLA, CDLC	195	1984	RR1061	ALT, PS, AC CA, WP	6K1054

A3 Cabriolet

1.6	09/08-	BSE	75	1595	RR1187 RR1187K1	ALT, (-AC) ALT, (AC) CA CA	6K0900 6K1045
1.6 TDI	05/09-	CAYC	77	1598		MTR-CODE CAYC, ALT, (AC), 09 /2009⇨ MTR-CODE CAYC, ALT, (AC), ⇨08 /2009	6K1070 6K1138
					RR1480	MTR-CODE CAYC, CA	
1.8 TFSI	04/08-	CDA, BZB	118	1798		ALT	6K1120
1.9 TDI	04/08-	BLS	77	1896	RR1107 RR1107K3	ALT, (-AC) ALT, (AC) CA CA	6K0948 6K1050
2.0 TDI	04/08-	CBAA, CBAB	100-103	1968	RR1479	MTR-CODE CBAA, CBAB, ALT, (AC) MTR-CODE CBAA, CBAB, CA	6K1070
2.0 TFSI	04/08-	CBFA, CCZA,	147	1984		ALT	6K1120





RO-DRIVE™









ROFAN™

**AUDI**

A3 Cabriolet

		CAWB					
A4 (8D2 8D5, B5) 1.6	01/95-07/00	AHL, ADP, ARM, ANA	74	1595	RR1187 RR1187K1 RR1228 RR1228K2	AC ALT, PS CA, MTR-CODE AHL, ANA, ARM CA, MTR-CODE AHL, ANA, ARM CA, MTR-CODE ADP CA, MTR-CODE ADP	4K0855 5K1300
	07/00-09/01	ALZ	75	1595	RR1187 RR1187K1	AC ALT, PS CA CA	4K0855 5K1300
1.8	01/95-11/00		95	1781	RR1181 RR1227	AC ALT, PS (TP), (HYDR) (THERMO)	4K0855 5K1300
	05/00-09/00	AMB	125	1781	RR1186 RR1186K2	ALT, CH-NO 8E-4-191 001⇔ ALT, ⇔CH-NO 8E-4-191 000 CA CA	6K1570 6K1590
1.8 quattro	01/95-11/00	ADR, ARG, APT	92	1781	RR1181 RR1181K1 RR1181K2 RR1227	AC ALT, PS (TP), (HYDR) MTR-CODE ADR, CH-NO 8D-T-155 010⇔, MTR-CODE APT,ARG,AVV MTR-CODE ADR, ⇔CH-NO 8D-T-155 009 (THERMO)	4K0855 5K1300
	01/95-11/00	AEB, APU, ANB, AWT, ARK	110	1781	RR1181 RR1181K1 RR1181K1 RR1181K2 RR1186 RR1186K2 RR1186K5 RR1227	AC ALT, PS CA, (HYDR), MTR-CODE APU, ARK, AEB, ANB CA, MTR-CODE APU, ARK, ANB CA, MTR-CODE AEB, CH-NO 8D-T-155 010⇔ CA, MTR-CODE AEB, ⇔CH-NO 8D-T-155 009 CA, MTR-CODE AWT CA, MTR-CODE AWT, CH-NO 8D-1-042 385⇔ CA, MTR-CODE AWT, ⇔CH-NO 8D-1-042 384 CA, MTR-CODE APU, ARK, AEB, ANB, (THERMO)	4K0855 5K1300
	12/97-09/01	AJL	132	1781	RR1181 RR1181K1	AC ALT, PS	4K0855 5K1300
1.8, 1.8 quattro	01/95-09/01	ADR, ARG, APT, AVV	92	1781	RR1181 RR1181K1 RR1181K2 RR1227	AC ALT, PS (TP), (HYDR) MTR-CODE ADR, CH-NO 8D-T-155 010⇔, MTR-CODE APT,ARG,AVV MTR-CODE ADR, ⇔CH-NO 8D-T-155 009 (THERMO)	4K0855 5K1300
	04/95-09/01	AFY	85	1781	RR1181 RR1181K1	AC ALT CA CA	4K0855 5K1300
1.9 DUO	03/98-09/01	AHU	66	1896	RR1165 RR1165K1 RR1211 RR1211K3	AC ALT, WP, PS CA, MTR-CODE AHH CA, MTR-CODE AHH CA, MTR-CODE 1Z, AHU CA, MTR-CODE 1Z, AHU	4K0855 5K1592
1.9 TDI	01/95-09/01	1Z, AHU, AHH	66	1896	RR1165 RR1165K1 RR1211 RR1211K3	AC ALT, WP, PS CA, MTR-CODE AHH CA, MTR-CODE AHH CA, MTR-CODE 1Z, AHU CA, MTR-CODE 1Z, AHU	4K0855 5K1592
1.9 TDI, 1.9 TDI quattro	10/95-09/01	AFF, AFN, AVG	55-85	1896	RR1211 RR1211K3	AC ALT, WP, PS CA CA	4K0855 5K1592
	03/00-09/01	AJM, ATJ	85	1896		AC ALT, PS	4K0855 5K1432



					RO-DRIVE™		ROFAN™
---	---	---	---	---	-----------	---	--------

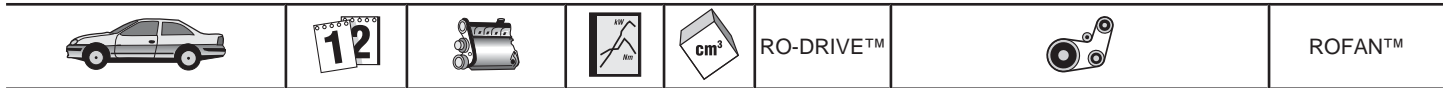
## AUDI

### A4 (8D2 8D5, B5)

					RR1107 RR1107K2		
2.4	07/95-07/97	AFM	110	2393		ALT, (-AC) ALT, (AC), ⇨CH-NO 8D-T-185 641 ALT, (AC), CH-NO 8D-T-185 642⇨	6K1760 6K1870 6K1880
					RR1180 RR1180K2	CA CA	
2.4, 2.4 quattro	08/97-09/01	AGA, AJF, AJG, AMM, AML, APZ, ARJ	120-121	2393		ALT, (-AC) ALT, (AC)	6K1760 6K1880
					RR1180 RR1180K2	CA CA	
2.5 D	10/00-05/03	AKE	132	2496		AC ALT, PS	4K1217 6K2404
					RR1113 RR1113K1 RR1116 RR1116K2	INJP INJP CA CA	
2.5 TDI, 2.5 TDI quattro	09/97-09/01	AKN, AFB	110	2496		AC ALT, PS	4K1237 6K2404
					RR1113 RR1113K1 RR1116 RR1116K2 RR1141 RR1141K1	INJP INJP CA CA CA CA	
2.6	01/96-07/97	ACZ	102	2598		ALT, (-AC) ALT, (AC), CH-NO 8D-T-185 642⇨	6K1760 6K1880
					RR1308 RR1308K2	CA CA	
2.6, 2.6 quattro	01/95-09/01	ABC	110	2598		ALT, PS, (-AC) ALT, PS, AC, CH-NO 8D-T-185642⇨ CH-NO 8D-T-080001⇨, (S4), (quattro)	6K1760 6K1880 6K1880
					RR1308 RR1308K2		
2.7 Bi Turbo quattro	08/98-12/98	APB	187	2671		ALT, (-AC) ALT, (AC)	6K1733 6K1856
					RR1180 RR1180K2	CAM CAM	
2.8 quattro	10/00-10/01		280	2771		ALT, (-AC) ALT, (AC)	6K1733 6K1856
					RR1180 RR1180K2	CA CA	
2.8 24V	10/96-07/99		142	2771		ALT, (-AC) ALT, (AC), ⇨CH-NO 8D-T-185 641 ALT, (AC), CH-NO 8D-T-185 641⇨	6K1760 6K1870 6K1880
					RR1180 RR1180K2 RR1180K2	CA CA, MTR-CODE ALG, AMX, APR, AQD CA, MTR-CODE ACK, CH-NO 8D-V-205001⇨	
2.8, 2.8 quattro	01/95-07/97	AAH	128	2771		ALT, PS, (-AC) ALT, PS, AC, CH-NO 8D-T-185642⇨ CH-NO 8D-T-080001⇨, (S4), (quattro)	6K1760 6K1880 6K1880
					RR1308 RR1308K2	CAM CAM	
	10/96-09/01	ALG, ACK, AQD, AMX, APR	142	2771		ALT, PS, (-AC) ALT, PS, AC	6K1760 6K1880
					RR1180 RR1180K2 RR1180K2	CA CA, MTR-CODE ALG, AMX, APR, AQD CA, MTR-CODE ACK, CH-NO 8D-V-205001⇨	
	03/99-09/00	ATX	140	2771		ALT, (-AC) ALT, (AC)	6K1760 6K1880
					RR1180 RR1180K2	CA CA	
RS4 quattro	05/00-09/01	AZR, ASJ	280	2671		ALT, (-AC) ALT, (AC)	6K1733 6K1856
					RR1180 RR1180K2	CA CA	
S4 quattro	09/97-09/01	AGB, AZB	195	2671		ALT, (-AC) ALT, (AC)	6K1733 6K1856
					RR1180 RR1180K2	CA CA	
<b>A4 (8E2 8E5, B6)</b>							
1.6	11/00-12/04	ALZ	75	1595		ALT, PS, AC	6K1590
					RR1187 RR1187K1	CA CA	
1.8 T quattro	09/01-07/02	AVJ	110	1781		ALT, PS, AC	6K1590
					RR1186		



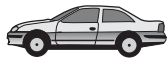




**AUDI**

A4 (8E2 8E5, B6)									
↔ 1.8 T, 1.8 T quattro	11/00-07/02	AVJ	110	1781	RR1186 RR1186K2	ALT, PS, AC		6K1590	
	07/02-12/04	BEX, BFB, BKB	120-140	1781	RR1186 RR1186K2	ALT, PS, (-AC) ALT, PS, (AC), CH-NO 8E-4-191001↔ ALT, PS, (AC), ↔CH-NO 8E-4-191000	CA CA	6K1080 6K1570 6K1590	
	07/01-12/04	AMB	125	1781	RR1186 RR1186K2	ALT, CH-NO 8E-4-191 001↔ ALT, ↔CH-NO 8E-4-191 000	CA CA	6K1570 6K1590	
1.9 TDI	05/01-12/04	AVB	74	1896	RR1107 RR1107K2 RR1107K3	AC, ↔CH-NO 8E-3-500 000 ALT, PS, ↔CH-NO 8E-3-500 000 ALT, PS, (-AC), CH-NO 8E-4-000 001↔ ALT, PS, (AC), CH-NO 8E-4-000 001↔	CA, WP CA, WP, ↔CH-NO 8E-2-297 100 CA, WP, CH-NO 8E-2-297 101↔	4K0841 5K1432 6K1125 6K1610	
	06/04-12/04	BKE	85	1896	RR1107 RR1107K2 RR1107K3	ALT, PS, (-AC) ALT, PS, (AC)	CA, WP CA, WP, ↔CH-NO 8E-2-297 100 CA, WP, CH-NO 8E-2-297 101↔	6K1125 6K1610	
1.9 TDI, 1.9 TDI quattro	11/00-12/04	AVF, AWX	96	1896	RR1107 RR1107K2 RR1107K3	AC, MTR-CODE AWX, AVF, (MANL), ↔CH-NO 8E-4-010000 AC, MTR-CODE AVF, (AUTOM), ↔CH-NO 8E-3-500000 ALT, PS, MTR-CODE AWX, AVF, (MANL), ↔CH-NO 8E-4-010 000 ALT, PS, MTR-CODE AVF, (AUTOM), ↔CH-NO 8E-3-500 000 ALT, PS, (-AC), MTR-CODE AWX, AVF, (MANL), CH-NO 8E-4-010 001↔ ALT, PS, (-AC), MTR-CODE AVF, (AUTOM), CH-NO 8E-4-000 001↔ ALT, PS, (AC), MTR-CODE AWX, AVF, (MANL), CH-NO 8E-4-010 001↔ ALT, PS, (AC), MTR-CODE AVF, (AUTOM), CH-NO 8E-4-000 001↔	CA, WP CA, WP, ↔CH-NO 8E-2-297 100 CA, WP, CH-NO 8E-2-297 101↔	4K0841 4K0841 5K1432 5K1432 6K1125 6K1125 6K1610 6K1610	
2.0	09/01-12/04	ALT	96	1984	RR1186 RR1186K2	ALT, PS		6K1590	
2.0 FSI	07/02-12/04	AWA	110	1984	RR1061	ALT, (-AC) ALT, (AC), CH-NO 8E-4-191 001↔ ALT, (AC), ↔CH-NO 8E-4-191 000	CA, CH-NO 8E-5-000 001↔	6K1080 6K1570 6K1950	
2.0 Tdi	11/05-10/07	BVF	93	1968	RR1087	MTR-CODE BVF, ALT		6K1610	
2.4	09/01-12/04	AMM, BDV	125	2393	RR1180 RR1180K2	ALT, PS, AC		6K1856	
2.5 TDI, 2.5 TDI quattro	10/00-12/04	AKE, AYM, BAU,BCZ, BDG, BDH, BFC	114-132	2496	RR1113 RR1113K1 RR1116 RR1116K2	AC ALT, PS INJP INJP CA, MTR-CODE BFC CA		4K1217 6K2404	
3.0, 3.0 quattro	11/00-12/04	ASN	162	2976	RR1074	ALT CA		6K1880	
	04/01-12/04	BBJ	160	2976	RR1074	ALT, ↔CH-NO 8E-5-400 000 ALT, CH-NO 8E-5-400 001↔	CA	6K1880 6K1885	
S4 quattro	03/03-12/04	BBK	253	4163		ALT		5K1120	
A4 (8EC)									
1.6	11/04-	ALZ	75	1595	RR1187 RR1187K1	ALT, PS, AC CA CA		6K1570	
1.8 T, 1.8 T quattro	11/04-	BFB	120	1781	RR1186 RR1186K2	ALT, PS, AC		6K1570	
1.9 TDI	11/04-	BRB, BKE	85	1896	RR1107 RR1107K3	ALT, PS, (-AC) ALT, PS, (AC)	CA, WP CA, WP, MTR-CODE BKE	6K1125 6K1610	





RO-DRIVE™



ROFAN™

## AUDI

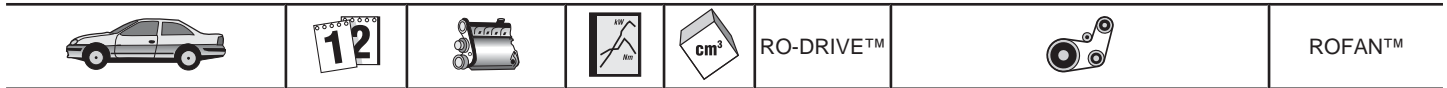
### A4 (8EC)

2.0	11/04-	ALT	96	1984	RR1186 RR1186K2	ALT, PS, AC CA CA, MTR-CODE ALT	6K1570
2.0 FSi	01/05-07/05	AWA	110	1984	RR1061	ALT, (-AC) ALT, (AC), CH-NO 8E-4-191 001⇨ ALT, (AC), ⇨CH-NO 8E-4-191 000 CA, CH-NO 8E-5-000 001⇨	6K1080 6K1570 6K1950
2.0 TDI	11/04-	BNA, BRF	100	1968	RR1087	MTR-CODE BNA, BRF, ALT, PS, AC MTR-CODE BNA, BRF, CA, WP	6K1610
2.0 TDi	11/05-10/07	BVF	93	1968	RR1087	MTR-CODE BVF, ALT MTR-CODE BVF, CA, WP	6K1610
2.0 TDI / 2.0 TDI quattro	06/06-	BVA	120	1968	RR1087	MTR-CODE BVA, ALT MTR-CODE BVA, CA, WP	6K1610
2.0 TDI, 2.0 TDI 16V	11/04-	BVG, BRE, BLB	89-103	1968	RR1087	MTR-CODE BVG, ALT, (AC) MTR-CODE BVG, CA, WP	6K1610
2.0 TDI, 2.0 TDI quattro	06/06-	BRD	125	1968	RR1087	MTR-CODE BRD, ALT, (AC) MTR-CODE BRD, CA, WP	6K1610
	11/04-	BPW	103	1968	RR1107 RR1107K3	ALT, PS, AC CA, WP CA, WP	6K1610
2.0 TFSI, 2.0 TFSI quattro	11/04-	BPJ, BYK, BWE, BGB, BUL	125-162	1984	RR1061	MTR-CODE BPJ, BYK, ALT MTR-CODE BPJ, BYK, CA, WP	6K1570
2.5 TDI	11/04-05/06	BDG	120	2496	RR1113 RR1113K1 RR1116 RR1116K2	AC ALT, PS INJP INJP CA CA	4K1217 6K2404
2.7 TDI	11/05-	BSG, BPP	120-132	2698		ALT, PS, AC, CH-NO 8E-6-252 205⇨	6K2460
3.0 TDI quattro	11/04-	ASB, BKN	150-171	2967		ALT, PS, AC	6K2460
3.0, 3.0 quattro	11/04-05/06	BBJ	160	2976	RR1074	ALT, ⇨CH-NO 8E-5-400 000 ALT, CH-NO 8E-5-400 001⇨ CA	6K1880 6K1885
3.2 FSi, 3.2 FSi quattro	01/05-	AUK	188	3123		ALT, PS, AC	6K2415
RS4 quattro	09/05-	BNS	309	4163		ALT	5K1165
S4 quattro	11/04-	BBK	253	4163		ALT	5K1120

### A4 (8ED)

1.6	11/04-	ALZ	75	1595	RR1187 RR1187K1	ALT, PS, AC CA CA	6K1570
1.8 T, 1.8 T quattro	11/04-	BFB	120	1781	RR1186 RR1186K2	ALT, PS, AC	6K1570
1.9 TDI	11/04-	BRB, BKE	85	1896	RR1107 RR1107K3	ALT, PS, (-AC) ALT, PS, (AC) CA, WP CA, WP, MTR-CODE BKE	6K1125 6K1610
2.0	11/04-	ALT	96	1984	RR1186	ALT, PS, AC	6K1570
2.0 FSi	01/05-07/05	AWA	110	1984	RR1061	ALT, (-AC) ALT, (AC), CH-NO 8E-4-191 001⇨ ALT, (AC), ⇨CH-NO 8E-4-191 000 CA, CH-NO 8E-5-000 001⇨	6K1080 6K1570 6K1950
2.0 TDI	11/04-	BRF, BNA	100	1968	RR1087	MTR-CODE BNA, BRF, ALT, PS, AC MTR-CODE BNA, BRF, CA, WP	6K1610
	09/05-09/06	BVG	89	1968	RR1087	MTR-CODE BVG, ALT, (AC) MTR-CODE BVG, CA, WP	6K1610
2.0 TDi	11/05-03/08	BVF	93	1968	RR1087	MTR-CODE BVF, ALT MTR-CODE BVF, CA, WP	6K1610
2.0 TDI 16V	11/04-	BRE, BLB	103	1968	RR1087	MTR-CODE BRE, BLB, ALT, PS, (AC) MTR-CODE BRE, BLB, CA, WP	6K1610
2.0 TDI, 2.0 TDI quattro	06/06-	BRD	125	1968	RR1087	MTR-CODE BRD, ALT, (AC) MTR-CODE BRD, CA, WP	6K1610
	11/04-	BPW	103	1968	RR1107 RR1107K3	ALT, PS, AC CA, WP CA, WP	6K1610
	06/06-	BVA	120	1968	RR1087	MTR-CODE BVA, ALT MTR-CODE BVA, CA, WP	6K1610
2.0 TFSI, 2.0 TFSI quattro	11/04-	BYK, BPJ, BUL, BWE, BGB	125-162	1984	RR1061	MTR-CODE BPJ, BYK, ALT MTR-CODE BPJ, BYK, CA, WP	6K1570
2.5 TDI	11/04-05/06	BDG	120	2496	RR1113 RR1113K1 RR1116 RR1116K2	AC ALT, PS INJP INJP CA CA	4K1217 6K2404
2.7 TDI	11/05-	BPP, BSG	120-132	2698		ALT, PS, AC, CH-NO 8E-6-252 205⇨	6K2460

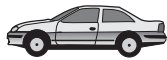




## AUDI

A4 (8ED)							
3.0 TDI quattro	11/04-	BKN, ASB	150-171	2967		ALT, PS, AC	6K2460
3.0, 3.0 quattro	11/04-05/06	BBJ	160	2976		ALT, ⇨CH-NO 8E-5-400 000	6K1880
					RR1074	ALT, CH-NO 8E-5-400 001⇨	6K1885
						CA	
3.2 FSI, 3.2 FSI quattro	01/05-	AUK	188	3123		ALT, PS, AC	6K2415
RS4 quattro	09/05-	BNS	309	4163		ALT	5K1165
S4 quattro	11/04-	BBK	253	4163		ALT	5K1120
A4 (8H7, 8HE)							
1.8	10/02-10/05	AMB	120-125	1781		ALT, CH-NO 8E-4-191 001⇨	6K1570
					RR1186	ALT, ⇨CH-NO 8E-4-191 000	6K1590
					RR1186K2	CA	
						CA	
1.8 T, 1.8 T quattro	07/02-	AMB, BFB	120	1781		ALT, PS, AC, CH-NO 8H-4-018 001⇨	6K1570
					RR1186	ALT, PS, AC, ⇨CH-NO 8H-4-018 000	6K1590
					RR1186K2		
2.0	09/04-12/05	ALT	96	1984		ALT, PS, AC, CH-NO 8H-4-018 001⇨	6K1570
					RR1186	ALT, PS, AC, ⇨CH-NO 8H-4-018 000	6K1590
					RR1186K2	CA	
						CA	
2.0 TDI	01/06-	BPW	103	1968		ALT, PS, AC	6K1610
					RR1107	CA, WP	
					RR1107K3	CA, WP	
		BRC	100	1968		ALT	6K1610
					RR1107K3	CA	
2.0 TFSI 16V	01/06-	BWE	147	1984		ALT, PS, AC	6K1570
					RR1061	CA	
2.4	04/02-12/05	AMM, BDV	120-125	2393		ALT, PS, AC	6K1856
					RR1180		
					RR1180K2		
2.5 TDI	08/02-12/05	BFC, BCZ, BDG	120	2496		AC	4K1217
					RR1113	ALT, PS	6K2404
					RR1113K1	INJP	
					RR1116	INJP	
					RR1116K2	CA, MTR-CODE BFC	
						CA	
2.7 TDI	06/06-	BPP	132	2698		ALT, PS, AC	6K2460
3.0 TDI quattro	01/06-	ASB, BKN	150-171	2967		ALT, PS, AC	6K2460
3.0, 3.0 quattro	04/02-12/05	ASN	162	2976		ALT	6K1880
					RR1074	CA	
3.2 FSI, 3.2 FSI quattro	01/06-	AUK	188	3123		ALT, PS, AC	6K2415
RS4 quattro	06/06-	BNS	309	4163		ALT	5K1165
S4 quattro	03/04-	BBK	253	4163		ALT	5K1120
A4 (8K2)							
1.8 TFSI, 1.8 TFSI quattro	11/07-	CABB, CDHB, CABA	88-118	1798		ALT, PS, AC	6K1590
2.0 TDI, 2.0 TDI quattro	11/07-	CAGA, CAGB, CAGC, CAHA, CAHB	88-125	1968		MTR-CODE CAGA, CAGB, CAGC, CAHA, CAHB, ALT, (AC)	6K1580
					RR1479	MTR-CODE CAGA, CAGB, CAGC, CAHA, CAHB, CA	
2.0 TFSI, 2.0 TFSI quattro	06/08-	CDNB, CAEA, CDNC	132-155	1984		ALT	6K1590
3.0 TDI quattro	11/07-	CCWA, CAPA	176	2967		ALT, MTR-CODE CAPA	6K2460
3.2 FSI, 3.2 FSI quattro	11/07-	CALA	195	3197		ALT	6K2404
S4 quattro	11/08-	CAKA	245	2995		ALT	6K2445
A4 (8K5)							
1.8 TFSI, 1.8 TFSI quattro	04/08-	CDHA, CDHB, CABB	88-118	1798		ALT, PS, AC	6K1590
2.0 TDI, 2.0 TDI quattro	04/08-	CAGA, CAGB, CAHA, CAHB, CAHC	88-125	1968		MTR-CODE CAGA, CAGB, CAGC, CAHA, CAHB, ALT, (AC)	6K1580
					RR1479	MTR-CODE CAGA, CAGB, CAGC, CAHA, CAHB, CA	
2.0 TFSI, 2.0 TFSI quattro	06/08-	CDNB, CDNC	132-155	1984		ALT	6K1590
3.0 TDI quattro	04/08-	CCWA, CAPA	176	2967		ALT, MTR-CODE CAPA	6K2460
3.2 FSI, 3.2 FSI quattro	04/08-	CALA	195	3197		ALT	6K2404
S4 quattro	11/08-	CAKA	245	2995		ALT	6K2445
A4 (8KH)							
2.0 TDI quattro	04/09-	CAG, CAHA	105-125	1968		MTR-CODE CAGA, CAGB, CAHA, CAHB, ALT, (AC)	6K1580
					RR1479	MTR-CODE CAGA, CAGB, CAHA, CAHB, CA	
2.0 TFSI quattro	04/09-	CDNC	155	1984		ALT	6K1590
A5							
1.8 TFSI	10/07-	CABD, CDHB	118-125	1798		ALT, PS, AC	6K1590
2.0 TDI	05/09-	CAHA, CAHB	120-125	1968		MTR-CODE CAHA, CAHB, ALT	6K1580
					RR1479	MTR-CODE CAHA, CAHB, CA	





RO-DRIVE™



ROFAN™

**AUDI**

A5

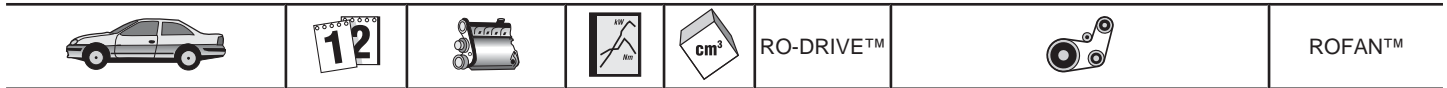
2.0 TDI, 2.0 TDI quattro	08/08-	CAHA	125	1968	RR1479	MTR-CODE CAGA, CAGB, CAHA, CAHB, ALT MTR-CODE CAGA, CAGB, CAHA, CAHB, CA	6K1580
2.0 TFSI, 2.0 TFSI quattro	03/09-	CDNB, CAEA, CDNC	132-155	1984		ALT	6K1590
3.0 TDI quattro	06/07-	CCWA, CCWB, CAPA	155-176	2967		ALT, ⇨CH-NO 8T-8-043 000	6K2460
3.2 FSI, 3.2 FSI Quattro	06/07-	CALA	195	3197		ALT, WP, PS, AC	6K2404
S5 quattro	06/07-	CAUA	260	4163		ALT	5K1125
	06/09-	CAKA	245	2995		ALT	6K2445

A6 (4A, C4)

1.8, 1.8 quattro	12/95-10/97	ADR	92	1781	RR1181	AC	4K0855
					RR1181K1	ALT, PS (TP), (HYDR)	5K1300
					RR1227	(THERMO)	
1.9 TDI	06/94-12/97	AHU, 1Z	66	1896	RR1211	PS, WP	2A0903
					RR1211K3	ALT, (-AC) ALT, (AC) CA CA	6K0890 6K1173
2.0	06/94-10/97	AAE	74	1984	RR1371	PS	1A0913
					RR1371K1	AC ALT ⇨CH-NO 4A-S-060 808	3A0800 4K0855
	08/95-07/96	ABK	85	1984	RR1371	PS	1A0910
					RR1371K1	AC ALT, WP ⇨CH-NO 4A-S-060 808	3A0800 4K0855
2.0 16V, 2.0 16V quattro	06/94-12/97	ACE	103	1984	RR1210	PS	1A0913
					RR1210K1	AC ALT ⇨MTR-NO 017 139	3A0800 4K0885
2.3, 2.3 quattro	06/94-12/95	AAR	98	2309	RR1178	ALT	6K1293
					RR1178K1	ALT, AC	6K1693
2.5 TDI, 2.5 TDI quattro	06/94-12/97	AAT, AEL	84-103	2461	RR1169	ALT, WP, PS	6K1345
					RR1169K4	ALT, WP, AC, PS	6K1725
					RR1268	CA	
					RR1268K1	CA INJP INJP	
2.6, 2.6 quattro	06/94-02/97	ABC, ACZ	102-110	2598	RR1308	ALT, (-AC), CH-NO 4A-S-020 001⇨	6K1635
					RR1308K1	ALT, (-AC), CH-NO 4A-S-026715⇨, (quattro)	6K1635
					RR1308K2	ALT, (-AC), ⇨CH-NO 4A-S-020 000	6K1675
						ALT, (-AC), ⇨CH-NO 4A-S-026 714, (quattro)	6K1675
						ALT, (AC), CH-NO 4A-S-020 001⇨, ⇨CH-NO 4A-T-046 054	6K1863
						ALT, (AC), CH-NO 4A-S-026 715⇨, ⇨CH-NO 4A-T-050 000, (quattro)	6K1863
						ALT, (AC), ⇨CH-NO 4A-S-020 000	6K1905
						ALT, (AC), ⇨CH-NO 4A-S-026 714, (quattro)	6K1905
						CA	
						CA, ⇨CH-NO 4A-S-026 714 CA, CH-NO 4A-S-026 715⇨	
2.8	12/95-12/97	ACK	142	2771	RR1180	ALT, (-AC)	6K1635
					RR1180K2	ALT, (AC), CH-NO 4A-T-049 218⇨ CA CA, MODEL'98⇨	6K1880
2.8, 2.8 quattro	06/94-10/97	AAH, AEJ, AFC	128	2771		ALT, (-AC), CH-NO 4A-S-020 001⇨	6K1635
						ALT, (-AC), CH-NO 4A-S-026715⇨, (quattro)	6K1635
						ALT, (-AC), ⇨CH-NO 4A-S-020 000	6K1675
						ALT, (-AC), ⇨CH-NO 4A-S-026 714, (quattro)	6K1675
					ALT, (AC), CH-NO 4A-S-020 001⇨,	6K1863	



AUDI



**AUDI**







**A6 (4A, C4)**

						⇒CH-NO 4A-T-046 054 ALT, (AC), CH-NO 4A-S-026 715⇒, ⇒CH-NO 4A-T-050 000, (quattro) ALT, (AC), ⇒CH-NO 4A-S-020 000 ALT, (AC), ⇒CH-NO 4A-S-026 714, (quattro) CA CA, ⇒CH-NO 4A-S-026 714 CA, CH-NO 4A-S-026 715⇒	<b>6K1863</b> <b>6K1905</b> <b>6K1905</b>
	12/95-10/97	ACK	142	2771	<b>RR1308</b> <b>RR1308K1</b> <b>RR1308K2</b>	ALT, PS, (-AC) ALT, PS, FAN, (VISCO) ALT, PS, AC, CH-NO 4A-T-049218⇒ CA	<b>6K1635</b> <b>6K1760</b> <b>6K1880</b>
S6 4.2 quattro	06/94-10/97	AEC	213	4172		ALT	<b>6K2615</b>
S6 Plus quattro	04/96-10/97	AHK	240	4172		ALT, PS, AC	<b>6K2615</b>
S6 Turbo quattro	06/94-12/97	AAN	169	2226		ALT, (-AC) ALT, (AC) CA	<b>6K1293</b> <b>6K1693</b>
					<b>RR1441</b>		

**A6 (4B, C5)**

1.8	07/97-01/05	AJP, AQE, ARH, ANQ	92	1781		AC ALT CA CA	<b>4K0855</b> <b>5K1300</b>
	02/98-01/05	AFY	85	1781	<b>RR1186</b> <b>RR1186K4</b>	AC ALT CA CA	<b>4K0855</b> <b>5K1300</b>
1.8 T, 1.8 T quattro	01/97-01/05	AEB, ANB, AWT, APU, AWL, ARK	110	1781	<b>RR1181</b> <b>RR1181K1</b>	AC ALT, PS CA, (HYDR), MTR-CODE AEB, ANB, APU, ARK CA, MTR-CODE AEB,ARK,ANB,APU CA, MTR-CODE AWT CA, MTR-CODE AWT, 06/2001⇒ CA, MTR-CODE AWT, ⇒06/2001 CA, (THERMO)	<b>4K0855</b> <b>5K1300</b>
	12/97-01/05	AJL	132	1781	<b>RR1181</b> <b>RR1181K1</b>	AC ALT, PS	<b>4K0855</b> <b>5K1300</b>
1.9 TDI	04/97-10/00	AFN, AVG	81	1896	<b>RR1211</b> <b>RR1211K3</b>	AC ALT, FAN, PS CA CA	<b>4K0855</b> <b>5K1592</b>
	07/00-01/05	AJM	85	1896	<b>RR1107</b> <b>RR1107K4</b>	AC, ⇒04/2001 ALT, PS, ⇒04/2001	<b>4K0855</b> <b>6K1660</b>
	08/01-01/05	AWX, AVF	96	1896	<b>RR1107</b> <b>RR1107K2</b> <b>RR1107K3</b>	AC ALT, PS MTR-CODE AWX, AVF, CA, WP MTR-CODE AWX, AVF, CA, WP, ⇒CH-NO 4B-2-120 000 MTR-CODE AWX, AVF, CA, WP, CH-NO 4B-2-120 001⇒	<b>4K0841</b> <b>5K1432</b>
2.0	08/01-01/05	ALT	96	1984	<b>RR1186</b> <b>RR1186K2</b>	ALT, PS	<b>6K1590</b>
2.4, 2.4 quattro	12/97-01/05	AGA, ALF, APS, AML, ARJ	121	2393	<b>RR1180</b> <b>RR1180K2</b>	ALT, (-AC) ALT, (AC) CA CA	<b>6K1760</b> <b>6K1880</b>
2.4, 2.4 quattro	12/97-01/05	ALW, ASM, ARN, AMM, AJG, APZ, ALF, AML, APC, BDVARJ, APC, ALW, ARN, ASM, APZ, AJG, BDV	100-125	2393	<b>RR1180</b> <b>RR1180K2</b>	ALT, PS, (-AC) ALT, PS, AC	<b>6K1760</b> <b>6K1880</b>
2.5 TDI	08/01-01/05	AYM	114	2496	<b>RR1113</b> <b>RR1113K1</b> <b>RR1116</b> <b>RR1116K2</b>	AC, 01/2002⇒ AC, ⇒12/2001 ALT, PS INJP INJP CA CA	<b>4K1217</b> <b>4K1237</b> <b>6K2404</b>
	07/02-01/05	BCZ, BDG, BFC	120	2496		AC	<b>4K1217</b>



					RO-DRIVE™		ROFAN™
---	---	---	---	---	-----------	---	--------

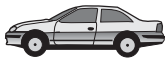
## AUDI

A6 (4B, C5)

					RR1113 RR1113K1 RR1116 RR1116K2	ALT, PS INJP INJP CA, MTR-CODE BFC CA	6K2404
2.5 TDI, 2.5 TDI quattro	07/97-01/05	AFB, AKN	110	2496	RR1113 RR1113K1 RR1116 RR1116K2 RR1141 RR1141K1	AC ALT, PS INJP INJP CA CA CA CA	4K1237 6K2404
	12/97-01/05	AKN, AFB	110	2496	RR1113 RR1113K1 RR1116 RR1116K2 RR1141 RR1141K1	AC, 01/2002⇒ AC, ⇒12/2001 ALT, PS INJP INJP CA CA CA CA	4K1217 4K1237 6K2404
	02/00-01/05	BAU, AKE, BDH, BND	132	2496	RR1113 RR1113K1 RR1116 RR1116K2 RR1141 RR1141K1	AC, 01/2002⇒ AC, ⇒12/2001 ALT, PS INJP, MTR-CODE AKE, BAU, BDH INJP, MTR-CODE AKE, BAU, BDH MTR-CODE AKE, CH-NO 4B-Y-050 001⇒, CA CA, MTR-CODE BAU, BDH CA, MTR-CODE AKE, CH-NO 4B-Y-050 001⇒ CA, MTR-CODE BAU, BDH CA, MTR-CODE AKE, ⇒CH-NO 4B-Y-050 000 CA, ⇒CH-NO 4B-Y-050 000, MTR-CODE AKE	4K1217 4K1237 6K2404
2.7 T, 2.7 T quattro	12/97-01/06	AJK, ARE, BES, AZA	169-184	2671	RR1180 RR1180K2	ALT, PS, (-AC) ALT, PS, AC	6K1733 6K1856
2.7, 2.7 quattro	05/01-07/04	APB, BEL	187-195	2671	RR1180 RR1180K2	ALT, (-AC) ALT, (AC) CA CA	6K1733 6K1856
2.8	07/99-01/05	ATX, BBG	132-140	2771	RR1180 RR1180K2	ALT, PS, FAN, (-AC) ALT, PS, FAN, (AC)	6K1760 6K1880
2.8, 2.8 quattro	12/97-01/05	ACK, ALG, APR, AQD, AMX	142	2771	RR1180 RR1180K2 RR1180K2	ALT, (-AC) ALT, (AC) CA CA, MTR-CODE ALG, AMX, APR, AQD CA, MTR-CODE ACK, MODEL'98⇒	6K1760 6K1880
	12/97-07/98	AGE, ATX	132-140	2771	RR1180 RR1180K2	ALT, (-AC) ALT, (AC) CA CA	6K1760 6K1880
3.0, 3.0 quattro	08/01-01/05	ASN, BBJ	160-162	2976	RR1074 RR1180	ALT CA MTR-CODE AKC, AQG, CA, WP	6K1880
3.7, 3.7 quattro	03/99-01/05	AQG	191	3697	RR1180	MTR-CODE AKC, AQG, CA, WP	
4.2 quattro	11/98-01/05	ASG, ARS, AWN	220	4172	RR1180	MTR-CODE ARS, ASG, CA, WP	
RS6	07/02-01/05	BCY	331	4172	RR1180	MTR-CODE BCY, CA, WP	
RS6 plus	04/04-01/05	BRV	353	4172	RR1180	MTR-CODE BRV, CA, WP	
S6 quattro	09/99-01/05	AQJ, ANK	250	4172	RR1180	MTR-CODE AQJ, ANK, CA, WP	
A6 (4F2, 4F5) 2.0 TDI	07/04-10/08	BRE, BLB	103	1968	RR1087	MTR-CODE BRE, BLB, ALT, PS, (AC) MTR-CODE BRE, BLB, CA, WP	6K1610
	07/04-	CAGB, BNA, BRF	100	1968	RR1087 RR1479	MTR-CODE CAGB, CAHA, CAHB, ALT ALT, MTR-CODE BRF, BNA CA, MTR-CODE BRF, BNA MTR-CODE CAGB, CAHA, CAHB, CA	6K1580 6K1610
	09/05-06/06	BVG	89	1968	RR1087	MTR-CODE BVG, ALT, (AC) MTR-CODE BVG, CA, WP	6K1610
	10/08-	CAHA, CAHB	120-125	1968	RR1479	MTR-CODE CAGB, CAHA, CAHB, ALT MTR-CODE CAGB, CAHA, CAHB, CA	6K1580
2.0 TFSI	06/05-	BPJ	125	1984		MTR-CODE BPJ, BYK, ALT	6K1570







RO-DRIVE™



ROFAN™

**AUDI**

**A6 (4F2, 4F5)**

					<b>RR1061</b>	MTR-CODE BPJ, BYK, CA, WP	
2.4, 2.4 quattro	05/04-10/08	BDW	130	2393		ALT, PS, AC	<b>6K2415</b>
2.7 TDI	11/04-	CAND, CANB, BSG	120	2698		MTR-CODE BSG, ALT, PS, AC, NOTCHBACK, ⇨CH-NO 4F-5-140 000	<b>6K2460</b>
						MTR-CODE BSG, ALT, PS, AC, ESTATE, ⇨CH-NO 4F-6-017 400	<b>6K2460</b>
						MTR-CODE BSG, ALT, PS, AC, CH-NO 4F-6-172 454⇨, ⇨CH-NO 4F-7-029 698, (MANL)	<b>6K2460</b>
						MTR-CODE BSG, ALT, PS, AC, ⇨CH-NO 4F-7-029 698, (CVT-AUTOM)	<b>6K2460</b>
						MTR-CODE BSG, ALT, PS, AC, CH-NO 4F-7-029 699⇨	<b>6K2460</b>
2.7 TDI, 2.7 TDI quattro	11/04-10/08	BPP	132	2698		ALT, PS, AC, NOTCHBACK, ⇨CH-NO 4F-5-140 000	<b>6K2460</b>
						ALT, PS, AC, ESTATE, ⇨CH-NO 4F-6-017 400	<b>6K2460</b>
						ALT, PS, AC, CH-NO 4F-6-172 454⇨, ⇨CH-NO 4F-7-029 698, (MANL)	<b>6K2460</b>
						ALT, PS, AC, ⇨CH-NO 4F-7-029 698, (CVT-AUTOM)	<b>6K2460</b>
						ALT, PS, AC, CH-NO 4F-7-029 699⇨	<b>6K2460</b>
2.8 FSI, 2.8 FSI quattro	11/06-	BDX, CCDA, CCEA	140-162	2773		ALT, PS, AC	<b>6K2415</b>
3.0 TDi	05/04-	ASB, BNG, CDYB, BMK	155-171	2967		ALT, PS, AC, ⇨CH-NO 4F-6-100 000	<b>6K2460</b>
						ALT, PS, AC, CH-NO 4F-6-172 454⇨, ⇨CH-NO 4F-7-029 698, (MANL)	<b>6K2460</b>
						ALT, PS, AC, CH-NO 4F-7-029 699⇨	<b>6K2460</b>
3.0 TFSI quattro	10/08-	CAJA	213	2995		ALT	<b>6K2460</b>
3.0, 3.0 quattro	03/05-05/06	BBJ	160	2976		ALT	<b>6K1920</b>
					<b>RR1074</b>	CA	
3.2 FSI	05/04-10/08	AUK, BKH	188	3123		ALT, PS, AC	<b>6K2415</b>
4.2 quattro	05/04-	BAT	246	4163		ALT	<b>5K1105</b>
4.2 FSI quattro	06/06-	BVJ	257	4163		ALT	<b>5K1135</b>
RS6 quattro	04/08-	BUH	426	4991		ALT	<b>5K0950</b>







**A6 (4FH)**

2.7 TDI quattro	05/06-	BPP	132	2698		ALT, PS, AC, CH-NO 4F-7-029 699⇨	<b>6K2460</b>
		BSG	120	2698		ALT, PS, AC, CH-NO 4F-7-029 699⇨	<b>6K2460</b>
3.0 TDI quattro	05/06-	ASB, BNG	155-171	2967		ALT, PS, AC, CH-NO 4F-7-029 699⇨	<b>6K2460</b>
3.0 TFSI quattro	10/08-	CAJA	213	2995		ALT	<b>6K2460</b>
3.2 FSI quattro	05/06-	AUK	188	3123		ALT	<b>6K2415</b>
4.2 FSI quattro	05/06-	BVJ	257	4163		ALT	<b>5K1135</b>


**A8 (4D2, 4D8)**

2.5 TDI, 2.5 TDI quattro	01/97-04/00	AKN, AFB	110	2496		AC	<b>4K1237</b>
					<b>RR1113</b>	ALT, PS	<b>6K2404</b>
					<b>RR1113K1</b>	INJP	
					<b>RR1116</b>	INJP	
					<b>RR1116K2</b>	CA	
					<b>RR1141</b>	CA	
					<b>RR1141K1</b>	CA	
	09/00-09/02	AKE	132	2496		AC	<b>4K1237</b>
					<b>RR1113</b>	ALT, PS	<b>6K2404</b>
					<b>RR1113K1</b>	INJP	
					<b>RR1116</b>	INJP	
					<b>RR1116K2</b>	CA	
					<b>RR1116K2</b>	CA	
2.8, 2.8 quattro	03/94-03/96	AAH	128	2771		ALT, PS, CH-NO 4DS000497⇨	<b>6K1635</b>
						ALT, PS, ⇨CH-NO 4DS000496	<b>6K1675</b>
						ALT, PS, 01/1995⇨	<b>6K1760</b>
						ALT, PS, AC, CH-NO 4DS000497⇨	<b>6K1863</b>
						ALT, PS, AC, ⇨CH-NO 4DS000496	<b>6K1905</b>
					<b>RR1308</b>		
					<b>RR1308K1</b>	⇨CH-NO 4D-S-000 496	
					<b>RR1308K2</b>	CH-NO 4D-S-000 497⇨	
	04/96-09/02	ALG, ACK, AQD, APR, AMX	142	2771		ALT, (-AC)	<b>6K1760</b>
						ALT, (AC)	<b>6K1880</b>
					<b>RR1180</b>	CA	
					<b>RR1180K2</b>	CA, MTR-CODE ACK, ALG, CH-NO 4D-V-011 001⇨	
					<b>RR1180K2</b>	CA, MTR-CODE APR, AMX, AQD	
	07/95-03/96	AEJ	120	2771		⇨CH-NO 4D-S-000 496	
					<b>RR1308K1</b>	CH-NO 4D-S-000 497⇨	
					<b>RR1308K2</b>		
3.3 TDI quattro	06/00-09/02	AKF	165	3328		ALT	<b>6K2615</b>
3.7, 3.7 quattro	11/98-09/02	AQG, AKC	191	3697		<b>RR1180</b>	MTR-CODE AKC, AQG, CA, WP
4.2 quattro	11/98-09/02	AQF, AUW, AUX	228	4172		<b>RR1180</b>	MTR-CODE AQF, AUW, CA, WP
	02/99-04/00	ARU	175	4172		<b>RR1180</b>	MTR-CODE ARU, CA, WP

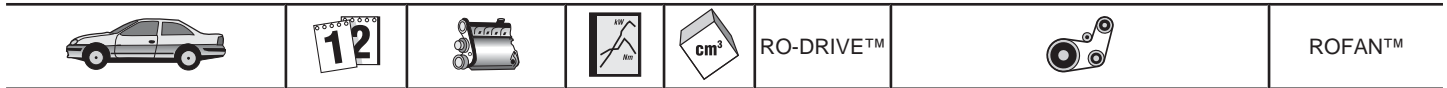


					RO-DRIVE™		ROFAN™
---	---	---	---	---	-----------	---	--------

## AUDI

<b>A8 (4D2, 4D8)</b>							
 S 8 quattro	06/99-09/02	AQH, AVP	265	4172	RR1180	MTR-CODE AVP, AQH, CA, WP	
<b>A8 (4E.)</b>							
3.0	07/03-	BBJ	160	2976	RR1074	ALT CA	6K1930
3.0 / 3.0 Long quattro	08/03-	ASN, BBJ	160-162	2976	RR1074	ALT, ⇨MODEL'03 ALT, MODEL'04⇨ CA	6K1880 6K1930
3.0 TDI quattro	08/03-	ASB, BNG	155-171	2967		ALT, PS, AC, ⇨CH-NO 4E-6-020 000 ALT, PS, AC, CH-NO 4E-7-003 343⇨, ⇨CH-NO 4E-7-030 000	6K2460 6K2460
3.7 quattro	10/02-	BFL	206	3697	RR1180	ALT, CH-NO 4E-3-001 501⇨ MTR-CODE BFL, CA, WP	7K2535
4.0 TDI quattro	03/03-	ASE	202	3936		ALT, AC	6K1623
4.2 quattro	10/02-	BFM	246	4172	RR1180	ALT, CH-NO 4E-3-001 501⇨ MTR-CODE BFM, CA, WP	7K2535
4.2 FSI quattro	06/06-	BVJ	257	4163		ALT	5K1135
4.2 TDI quattro	07/05-	BMC, BVN	235-240	4134		ALT, AC	6K1623
<b>ALLROAD (4BH)</b>							
2.5 TDI quattro	05/00-08/05	BAU, AKE	132	2496	RR1113 RR1113K1 RR1116 RR1116K2	AC, CH-NO 4B-3-090 001⇨ AC, ⇨CH-NO 4B-3-090 000 ALT, PS INJP INJP CA CA	4K1217 4K1237 6K2404
	05/03-08/05	BCZ	120	2496	RR1113 RR1113K1 RR1116 RR1116K2	AC ALT, PS INJP INJP CA CA	4K1217 6K2404
2.7 quattro	05/00-08/05	APB, ARE, BEL, BES	184-187	2671	RR1180 RR1180K2	ALT, (-AC) ALT, (AC) CA CA	6K1733 6K1856
4.2 V8 quattro	07/02-08/05	BAS	220	4163		ALT	5K1120
<b>CABRIOLET (8G7, B4)</b>							
1.8	01/97-08/00	ADR	92	1781	RR1181 RR1181K1 RR1227	AC ALT, PS (TP), (HYDR) (THERMO)	4K0855 5K1300
1.9 TDI	06/95-08/00	AHU, 1Z	66	1896	RR1211 RR1211K3	PS, WP ALT, (-AC) ALT, (AC) CA CA	2A0903 6K0890 6K1173
2.0 16V	06/95-07/96	ACE	103	1984	RR1210	PS AC ALT, CH-NO 8CN025001⇨	1A0888 3A0800 4K0890
2.0 E	01/93-07/98	ABK	85	1984	RR1371 RR1371K1	PS AC ALT ⇨CH-NO 8G-S-002 743	1A0910 3A0800 4K0855
2.3 E	05/91-07/94	NG	98	2309	RR1178 RR1178K1	ALT PS CH-NO 8B-M-033 001⇨	2A0866 3A0990
2.6	06/93-08/00	ABC	110	2598	RR1308 RR1308K1 RR1308K2	ALT, PS, CH-NO 8G-S-003001⇨ ALT, PS, ⇨CH-NO 8G-S-003000 ALT, PS, AC, CH-NO 8G-S-003001⇨ ALT, PS, AC, CH-NO 8G-R-003281⇨, ⇨CH-NO 8G-S-003000 ALT, PS, AC, ⇨CH-NO 8G-R-003280 ⇨CH-NO 8G-S-001 302 CH-NO 8G-S-001 303⇨	6K1635 6K1675 6K1863 6K1905 6K2260
	05/95-08/00	ACZ	102	2598	RR1308 RR1308K2	ALT, (-AC), CH-NO 8G-S-003 001⇨ ALT, (-AC), ⇨CH-NO 8G-S-003 000 ALT, (AC), CH-NO 8G-S-003 001⇨ ALT, (AC), CH-NO 8G-R-003 281⇨, ⇨CH-NO 8G-S-003 000 ALT, (AC), ⇨CH-NO 8G-R-003 280 CA CA	6K1635 6K1675 6K1863 6K1905 6K2260
2.8	11/92-08/00	AAH	128	2771		ALT, PS, CH-NO 8G-S-003001⇨	6K1635





**AUDI**

**CABRIOLET (8G7, B4)**

						ALT, PS, ⇨CH-NO 8G-S-003000 ALT, PS, AC, CH-NO 8G-S-003001⇨ ALT, PS, AC, CH-NO 8G-R-003281⇨, ⇨CH-NO 8G-S-003000 ALT, PS, AC, ⇨CH-NO 8G-R-003280	<b>6K1675</b> <b>6K1863</b> <b>6K1905</b> <b>6K2260</b>
					<b>RR1308</b> <b>RR1308K1</b> <b>RR1308K2</b>	⇨CH-NO 8G-S-001 302 CH-NO 8G-S-001 303⇨	

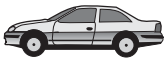





**COUPE (81, 85)**

1.8 GT	04/86-10/88	SF, DS, PV, DZ, JN	65-82	1781		PS, CH-NO 85E170001⇨ PS, ⇨CH-NO 85E170000 ALT, ⇨CH-NO 85E220000 ALT, CH-NO 85F000001⇨ AC	<b>1A0763</b> <b>1A0800</b> <b>1A0940</b> <b>1A0950</b> <b>3A0800</b>
					<b>RR1003</b> <b>RR1003K1</b>		
2.0	09/83-07/86	JS, SK	83-85	1994		ALT, ⇨CH-NO 85F090000 ALT, CH-NO 85F090001⇨ ALT, (AC) AC PS CH-NO 85E000001⇨	<b>1A0800</b> <b>1A0825</b> <b>1A0850</b> <b>3A1000</b> <b>3A1000</b>
					<b>RR1355</b> <b>RR1355K1</b> <b>RR1369</b>	⇨CH-NO 85D250000	
2.2 quattro	10/84-10/88	KV, JT	88-100	2226		ALT, ⇨CH-NO 85F090000 ALT, CH-NO 85F090001⇨ ALT, (AC) AC PS CH-NO 85E000001⇨ ⇨CH-NO 89-J-934 742 ⇨CH-NO 85D250000	<b>1A0800</b> <b>1A0825</b> <b>1A0850</b> <b>3A1000</b> <b>3A1000</b>
					<b>RR1355</b> <b>RR1355K1</b> <b>RR1369</b>		
2.2 GT	07/81-10/88	KX, HY, KV	85-100	2226		ALT, ⇨CH-NO 85F090000 ALT, CH-NO 85F090001⇨ ALT, (AC) AC PS CH-NO 85E000001⇨ ⇨CH-NO 89-J-934 742 ⇨CH-NO 85D250000	<b>1A0800</b> <b>1A0825</b> <b>1A0850</b> <b>3A1000</b> <b>3A1000</b>
					<b>RR1355</b> <b>RR1355K1</b> <b>RR1369</b>		
2.3	01/87-10/88	NG	100	2309		ALT, ⇨CH-NO 85F090000 ALT, CH-NO 85F090001⇨ ALT, (AC) AC PS CA, CH-NO 85-E-000 001⇨ CA, CH-NO 85-E-000 001⇨ CA, ⇨CH-NO 85-D-250 000	<b>1A0800</b> <b>1A0825</b> <b>1A0850</b> <b>3A1000</b> <b>3A1000</b>
					<b>RR1355</b> <b>RR1355K1</b> <b>RR1369</b>		
2.3 quattro	01/87-10/88	NG	100	2309		ALT, ⇨CH-NO 85F090000 ALT, CH-NO 85F090001⇨ ALT, (AC) AC PS CA CA	<b>1A0800</b> <b>1A0825</b> <b>1A0850</b> <b>3A1000</b> <b>3A1000</b>
					<b>RR1355</b> <b>RR1355K1</b>		

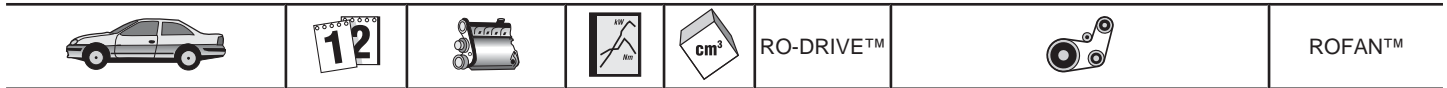
**COUPE (89, 8B)**

1.8	08/89-07/91	DZ	82	1781		PS ALT AC	<b>1A0850</b> <b>1A0950</b> <b>3A0800</b>
					<b>RR1003</b> <b>RR1003K1</b>		
2.0	05/89-12/96	AAD, ABK	85	1984		MTR-CODE AAD, PS PS, MTR-CODE ABK MTR-CODE AAD, ALT MTR-CODE AAD, AC ALT, MTR-CODE ABK CA CA, ⇨CH-NO 8B-S-001 503	<b>1A0850</b> <b>1A0910</b> <b>1A0950</b> <b>3A0800</b> <b>4K0855</b>
					<b>RR1371</b> <b>RR1371K1</b>		
2.0 16 V	01/92-12/96	ACE, 6A	101-103	1984		PS AC ALT	<b>1A0888</b> <b>3A0800</b> <b>4K0885</b>
					<b>RR1210</b> <b>RR1210K1</b>	⇨MTR-NO 017 139	
2.2 quattro	11/88-07/91	KV	100	2226		ALT AC PS CH-NO 8BM033001⇨ ⇨CH-NO 89-J-934 742	<b>2A0866</b> <b>3A0915</b> <b>3A0990</b>
					<b>RR1178</b> <b>RR1355K1</b>		



					RO-DRIVE™		ROFAN™
<b>AUDI</b>							
<b>COUPE (89, 8B)</b>							
					<b>RR1427</b> <b>RR1427K1</b>	⇒CH-NO 8BM033000 CH-NO 89-J-394 743⇒	
2.3	10/88-07/94	NG	98-100	2309		ALT, (-AC), ⇒CH-NO 8B-N-003 457 ALT, (-AC), CH-NO 8B-N-003 458⇒ ALT, (AC) PS	<b>2A0866</b> <b>2A0875</b> <b>3A0915</b> <b>3A1000</b>
					<b>RR1178</b> <b>RR1178K1</b> <b>RR1427</b> <b>RR1427K1</b>	CA, CH-NO 8B-M-033 001⇒ CA, CH-NO 8B-M-033 001⇒ CA, ⇒CH-NO 8B-M-033 000 CA, ⇒CH-NO 8B-M-033 000	
2.3 quattro	05/90-12/96	NG	98-100	2309		ALT, (-AC), ⇒CH-NO 8B-N-003 901 ALT, (-AC), CH-NO 8B-N-003 902⇒ ALT, (AC) PS, ⇒CH-NO 8B-N-003 901 PS, CH-NO 8B-N-003 902⇒	<b>2A0866</b> <b>2A0875</b> <b>3A0915</b> <b>3A0990</b> <b>3A1000</b>
					<b>RR1178</b> <b>RR1178K1</b> <b>RR1427</b> <b>RR1427K1</b>	CA, CH-NO 8B-M-033 001⇒ CA, CH-NO 8B-M-033 001⇒ CA, ⇒CH-NO 8B-M-033 000 CA, ⇒CH-NO 8B-M-033 000	
2.3 20V	08/90-07/91	7A	123	2309		ALT AC PS	<b>1A0865</b> <b>3A0925</b> <b>3A0990</b>
					<b>RR1178</b>		
2.3 20V / 2.3 20V quattro	08/89-07/91	7A	125	2309		ALT, ⇒CH-NO 8BN015000 ALT, CH-NO 8BN015001⇒ AC PS	<b>1A0865</b> <b>1A0875</b> <b>3A0925</b> <b>3A1000</b>
					<b>RR1178</b>		
2.3 20V quattro	05/90-12/96	7A	123	2309		ALT AC PS	<b>2A0866</b> <b>3A0915</b> <b>3A0990</b>
					<b>RR1178</b>		
2.6 / 2.6 quattro	08/92-12/96	ABC	110	2598		ALT, PS, (-AC), CH-NO 8B-S-002001⇒ ALT, PS, (-AC), ⇒CH-NO 8B-S-002000 ALT, PS, AC, CH-NO 8B-S-002001⇒ ALT, PS, AC, CH-NO 8B-R-001636⇒, ⇒CH-NO 8B-S-002000 ALT, PS, AC, ⇒CH-NO 8B-R-001635	<b>6K1635</b> <b>6K1675</b> <b>6K1863</b> <b>6K1905</b> <b>6K2260</b>
					<b>RR1308</b> <b>RR1308K1</b> <b>RR1308K2</b>	⇒CH-NO 8B-S-000 544 CH-NO 8B-S-000 545⇒	
2.8 / 2.8 quattro	08/91-12/96	AAH	128	2771		ALT, PS, (-AC), CH-NO 8B-S-002001⇒ ALT, PS, (-AC), ⇒CH-NO 8B-S-002000 ALT, PS, AC, CH-NO 8B-S-002001⇒ ALT, PS, AC, CH-NO 8B-R-001636⇒, ⇒CH-NO 8B-S-002000 ALT, PS, AC, ⇒CH-NO 8B-R-001635	<b>6K1635</b> <b>6K1675</b> <b>6K1863</b> <b>6K1905</b> <b>6K2260</b>
					<b>RR1308</b> <b>RR1308K1</b> <b>RR1308K2</b>	⇒CH-NO 8B-S-000 544 CH-NO 8B-S-000 545⇒	
S2 quattro	09/90-09/92	3B	162	2226		ALT ALT, ⇒CH-NO 8BN015000 ALT, CH-NO 8BN015001⇒ AC PS	<b>1A0825</b> <b>1A0865</b> <b>1A0875</b> <b>3A0960</b> <b>3A1000</b>
	10/92-12/96	ABY	169	2226		ALT, AC PS CA	<b>3A1030</b> <b>4K0890</b>
					<b>RR1441</b>		
<b>Q5 (8R)</b>							
2.0 TDI	11/08-	CAGA, CAHA, CAGB, CAHB	100-125	1968		MTR-CODE CAGA, CAGB, CAHA, CAHB, ALT, (AC)	<b>6K1580</b>
					<b>RR1479</b>	MTR-CODE CAGA, CAGB, CAHA, CAHB, CA	
2.0 TFSI	11/08-	CDNC, CDNB	132-155	1984		ALT	<b>6K1590</b>
3.2 FSI	11/08-	CALB	199	3197		ALT	<b>6K2404</b>
<b>Q7 (4L)</b>							
3.0 TDI	11/07-	CASA, CCMA	176	2967		ALT, CH-NO 4L-9-017 201⇒	<b>6K2475</b>
4.2 FSI	03/06-	BAR	257	4163		ALT	<b>5K1120</b>
4.2 TDI	03/07-	BTR, CCFA	240-250	4134		ALT	<b>6K1623</b>
<b>QUATTRO (85)</b>							
2.1 20V Turbo	05/84-07/87	KW	225	2144		PS AC CA	<b>3A0950</b> <b>3A1000</b>
					<b>RR1178</b>		
2.1 Turbo	07/80-07/87	WR, GV	147	2144		ALT, ⇒CH-NO 85E901500 ALT, CH-NO 85F900001⇒ AC PS, CH-NO 85B900833⇒	<b>1A0785</b> <b>1A0850</b> <b>3A0960</b> <b>3A1000</b>





**AUSTIN**

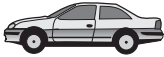





**AUDI**

QUATTRO (85)							
						PS, ⇨CH-NO 85B900832 PS, ⇨CH-NO 85B901297, (AC) CH-NO 85E900001⇨ ⇨CH-NO 85-J-900-643 ⇨CH-NO 85D902500	<b>3A1025</b> <b>3A1025</b>
2.2 20V	08/89-07/91	RR	162	2226	<b>RR1355</b> <b>RR1355K1</b> <b>RR1369</b>	ALT AC PS	<b>1A0825</b> <b>3A0950</b> <b>3A1000</b>
2.2 Turbo	08/87-07/89	1B, MB	147	2226	<b>RR1178</b>	ALT AC PS, CH-NO 85B900833⇨ PS, ⇨CH-NO 85B900832 PS, ⇨CH-NO 85B901297, (AC) ⇨MTR-NO 001 570	<b>1A0825</b> <b>3A0950</b> <b>3A1000</b> <b>3A1025</b> <b>3A1025</b>
					<b>RR1355K1</b> <b>RR1427</b> <b>RR1427K1</b>	MTR-NO 001 571⇨	
R8							
4.2 FSI quattro	04/07-	BYH	309	4163		ALT	<b>5K0950</b>
5.2 FSI quattro	04/09-	BUJ	386	5204		ALT	<b>5K0970</b>
TT							
1.8 T	01/01-06/06	AUM	110	1781	<b>RR1186</b> <b>RR1186K5</b>	ALT, PS, AC ALT, PS	<b>6DK1195</b> <b>6K1120</b>
1.8 T / 1.8 T quattro	10/98-06/06	AJQ, APP, AUQ, ARY	132-165	1781	<b>RR1186</b> <b>RR1186K4</b> <b>RR1186K5</b>	ALT, PS, AC ALT, PS ⇨CH-NO 8N-Y-095 000 CH-NO 8N-Y-095 001⇨	<b>6DK1195</b> <b>6K1120</b>
1.8 T, 1.8 T quattro	09/02-06/06	AUM, BFV	110	1781	<b>RR1186</b> <b>RR1186K5</b>	ALT, (AC) ALT, (-AC) CA CA	<b>6DK1195</b> <b>6K1120</b>
1.8 TFSI	06/08-	CDAA	118	1798		ALT	<b>6K1120</b>
2.0 quattro	05/08-	CDLA	195	1984	<b>RR1061</b>	ALT, (AC) CA	<b>6K1054</b>
2.0 TDI quattro	06/08-	CBBB	125	1968	<b>RR1479</b>	MTR-CODE CBBB, ALT, (AC) MTR-CODE CBBB, CA	<b>6K1070</b>
2.0 TFSI	10/06-	BWA, CCZA	147	1984	<b>RR1061</b>	MTR-CODE BWA, BPY, ALT, (AC) MTR-CODE CCZA, CCTA, ALT, (AC) MTR-CODE BWA, BPY, CA, WP	<b>6K1054</b> <b>6K1120</b>
2.0 TFSI quattro	06/08-	CDLB	200	1984	<b>RR1061</b>	ALT, (AC) CA	<b>6K1054</b>
		CCZA	147	1984		ALT	<b>6K1120</b>
2.5 TFSI quattro	05/09-	CEPA	250	2480		ALT, WP	<b>5K1060</b>
3.2 V6 quattro	02/07-	BUB	184	3189		ALT, PS, AC, CH-NO 8J-7-013 501⇨ ALT, PS, AC, ⇨CH-NO 8J-7-013 500	<b>6K1610</b> <b>6K1623</b>
3.2 VR6 quattro	07/03-06/06	BHE	184	3189		ALT, PS, AC	<b>6DK1320</b>
V8 (44_, 4C_)							
3.6 quattro	10/88-02/94	PT	180	3562		ALT, ⇨CH-NO 4C-M-020 000, (AUTOM) ALT, CH-NO 4C-N-000 001⇨	<b>6K2460</b> <b>6K2475</b>
4.2 quattro	10/91-02/94	ABH	206	4172		ALT, ⇨CH-NO 4C-M-020 000, (AUTOM) ALT, CH-NO 4C-N-000 001⇨	<b>6K2460</b> <b>6K2475</b>


**AUSTIN**

MAESTRO (XC)							
1.3 LS	03/83-08/90	12H	49	1275		AIRC ALT	<b>1A0775</b> <b>1A0813</b>
1.6 Mayfair HLS	03/83-08/90	16HC37	61	1598	<b>RR1419</b>	PS ALT	<b>1A0710</b> <b>1A0935</b>
1.6 MG	03/83-08/90	16HA35AL	73	1598	<b>RR1419</b>	PS ALT	<b>1A0710</b> <b>4K0815</b>
2.0 EFi	10/84-08/90	20HA50AA, 20HC51AA, 20HC81	83	1994	<b>RR1012</b>	PS, ⇨12/1985 PS, 01/1986⇨ ALT, ⇨12/1985 ALT, 01/1986⇨ CA, 01/1986⇨	<b>1A0700</b> <b>1A0750</b> <b>1A0950</b> <b>4K0890</b>
METRO							
1.0, 1.0 Surf HLE	10/80-04/90	99H, 99HA65P	30-35	999		DYN ALT, (AUTOM) ALT	<b>1A0813</b> <b>1A0813</b> <b>1A0838</b>
1.3 L,HLE,S	10/80-04/90	12H	44	1275		ALT	<b>1A0813</b>
1.3 Turbo	10/83-04/90	12HA85AA	66	1275		ALT ALT	<b>1A0813</b> <b>1A0825</b>



					RO-DRIVE™		ROFAN™
---	---	---	---	---	-----------	---	--------

## AUSTIN

<b>METRO</b>							
	1.3, 1.3 Surf	10/80-04/90	12HA83AA	44-51	1275	ALT	1A0825
<b>MINI MK I</b>							
	1000 Mayfair	08/82-06/93	99HC20P, 99H997P, 99HA53P, 99HD81	30-31	998	DYN ALT, (AUTOM) ALT	1A0813 1A0813 1A0838
<b>MONTEGO / MONTEGO Kombi (XE)</b>							
	1.6 LS,HL	10/84-08/88	16HC37	61	1598	PS ALT	1A0710 4K0815
	2.0	10/84-08/91	20H, 20HSC, 20HC85	74-100	1994	PS, ⇨12/1985 PS, 01/1986⇨ ALT, ⇨12/1985 ALT, 01/1986⇨ CA, 01/1986⇨	1A0700 1A0750 1A0950 4K0890

## BARKAS

<b>B 1000 Bus / B 1000 Kasten (KB, KM)</b>							
	1.0	01/76-12/91	353-1/B1000	34	992	DYN, FAN ALT, FAN	1A1165 1A1190
	1.3	01/76-12/91	4V07.2 /7.5GRF	43	1272	DYN, FAN ALT, FAN	1A1165 1A1190

## BEDFORD

<b>BLITZ (CF97)</b>							
	1.8	08/69-10/87	N18Z	49	1759	ALT	1A0900

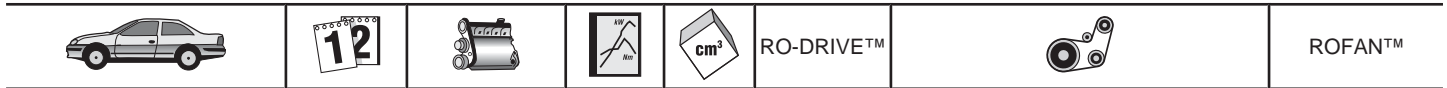
## BMW

<b>1 (E81, E82, E87, E88)</b>							
	116d	03/09-		85	1995	ALT, (ELECTR PS), (-AC) ALT, (-ELECTR PS), (-AC)	6K1548 6K1800
	116i	09/04-	N45B16TU2, N45B16, N45B16A	85-90	1596	ALT, (-AC), MTR-CODE N45 ALT, (AC), MTR-CODE N45	6K1635 6K1870
	118d	09/04-	M47N204D4, N47D20A	90-105	1995	PS, MTR-CODE M47 ALT, (ELECTR PS), (-AC), MTR-CODE N47 ALT, (-AC), MTR-CODE M47 ALT, (-ELECTR PS), (-AC), MTR-CODE N47 ALT, (AC), MTR-CODE M47	4K0830 ELAST 6K1548 6K1685 6K1800 6K1836
		09/08-		105	1995	ALT, (-AC), (ELECTR PS) ALT, (-AC), (-ELECTR PS)	6K1548 6K1800
	118i	09/04-	N43B20A, N46B20, N42B20B	95-105	1995	ALT, (-AC), MTR-CODE N46 ALT, AC, MTR-CODE N46	6K1635 6K1870
	120d	09/04-	M47N204D4, N47D20A	120-130	1995	PS, MTR-CODE M47 ALT, (ELECTR PS), (-AC), MTR-CODE N47 ALT, (-AC), MTR-CODE M47 ALT, (-ELECTR PS), (-AC), MTR-CODE N47 ALT, (AC), MTR-CODE M47	4K0830 ELAST 6K1548 6K1685 6K1800 6K1836
	120i	09/04-	N42B20A, N46B20	110	1995	ALT, WP, (-AC) ALT, WP, AC	6K1635 6K1870
	125i	10/07-	N53B30A	160	2996	ALT, PS, AC, (-ACTIVE STEERING)	6K1830
	130i	03/05-	N52B30, N52B30A	190-195	2996	ALT, PS, AC, (-ACTIVE STEERING)	6K1830
	3.0	03/05-07/05	N52B30A	190	2996	ALT, (-ACTIVE STEERING)	6K1830
<b>3 (E30)</b>							
	316	09/82-12/87	M10B18	66	1766	PS, 09/1983⇨ ALT, 09/1983⇨ PS, ⇨09/1983 ALT, ⇨06/1983 ALT, 06/1983⇨, ⇨09/1983 AC	1A0813 1A0875 1A0900 1A0940 1A0950 3A0800
	316 (Ecotronic)	09/83-12/90	M10B18	66	1766	PS, 09/1983⇨ ALT, 09/1983⇨ PS, ⇨09/1983 ALT, ⇨09/1983 AC	1A0813 1A0875 1A0900 1A0950 3A0800
	316 i	09/87-06/91	M40B16	73-75	1596	PS, 09/1988⇨ PS, ⇨09/1988 ALT, WP, FAN	1A0800 1A0813 1A1013

RR1398  
RR1398K2





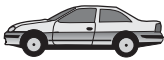







**BMW**


3 (E30)

	09/91-06/94	M40B16	73-75	1596		PS ALT, WP, FAN AC	<b>1A0800</b> <b>1A1025</b> <b>4K0855</b>
					<b>RR1398</b> <b>RR1398K2</b>		
	08/87-08/88	M10B18	75	1766		PS ALT, WP, FAN	<b>1A0813</b> <b>1A0875</b>
	09/87-06/90	M40B16C	73	1596		PS ALT AC CA CA	<b>1A0800</b> <b>1A1013</b> <b>3A0840</b>
					<b>RR1398</b> <b>RR1398K2</b>		
318 i	12/84-08/88	M10B18, M10B18	75	1766		PS ALT, WP, FAN AC	<b>1A0813</b> <b>1A0875</b> <b>3A0800</b>
	09/82-08/87	M10B18	77	1766		PS, 09/1983⇒ ALT, 09/1983⇒ PS, ⇒09/1983 ALT, ⇒06/1983 ALT, 06/1983⇒, ⇒09/1983 AC	<b>1A0813</b> <b>1A0875</b> <b>1A0900</b> <b>1A0940</b> <b>1A0950</b> <b>3A0800</b>
	09/87-06/91	M40B18	83	1796		PS, 09/1988⇒, ⇒12/1990 PS, 09/1987⇒, ⇒09/1988 ALT, WP, FAN AC	<b>1A0800</b> <b>1A0813</b> <b>1A1013</b> <b>3A0800</b>
					<b>RR1398</b> <b>RR1398K2</b>		
	09/87-06/94	M40B18	83-85	1796		AC	<b>3A0840</b>
318 is	09/89-08/91	M42B18	100	1796		PS ALT, WP, FAN AC	<b>1A0800</b> <b>1A1025</b> <b>3A0900</b>
320 i	12/85-10/93	M20B20	95	1991		PS PS, (LC) ALT, WP, FAN AC	<b>1A0825</b> <b>1A0858</b> <b>1A0965</b> <b>3A0800</b>
					<b>RR1439</b> <b>RR1439K1</b>	01/1986⇒	
	12/85-06/90		110	1990		PS ALT, WP, FAN AC	<b>1A0825</b> <b>1A0965</b> <b>3A0800</b>
					<b>RR1439</b>	01/1986⇒	
320 is	05/88-12/90	S14204EA	141	1990		PS ALT AC	<b>1A0813</b> <b>1A0865</b> <b>3A0800</b>
323 i	09/83-08/86	M20B23	110	2316		PS ALT, WP, FAN	<b>1A0825</b> <b>1A0965</b>
					<b>RR1439</b> <b>RR1439K1</b>	01/1986⇒ 09/1985⇒	
324 d, 324 td	09/85-06/93	M21D24, M21D24W, M21D24WA	63-86	2443		PS AC, ⇒03/1988 AC, 03/1988⇒	<b>1A0865</b> <b>3A0800</b> <b>3A0825</b>
					<b>RR1432</b> <b>RR1432K1</b>		
324 td	01/88-06/93	M21D24, M21D24WA	63-86	2443		PS, (LC)	<b>1A0858</b>
325 e 2.7	10/83-12/88	M20B27	90-95	2693		PS ALT, WP, FAN AC	<b>1A0825</b> <b>1A0965</b> <b>3A0800</b>
					<b>RR1439K1</b>		
325 i	09/83-11/89	M20B25	125-126	2494		AC	<b>3A0800</b>
	07/87-03/93	M20B25	125-126	2494		PS, (-LC) PS, (LC) ALT, (-AC) AC ALT, (AC) CA CA	<b>1A0825</b> <b>1A0858</b> <b>1A0965</b> <b>3A0825</b> <b>3A1050</b>
					<b>RR1439</b> <b>RR1439K1</b>		
325 i X	03/86-12/87	M20B25	125-126	2494		PS ALT, WP, FAN AC	<b>1A0825</b> <b>1A0965</b> <b>3A0800</b>
					<b>RR1439</b> <b>RR1439K1</b>		
M3 2.3	07/86-06/91	S14B23	143-158	2303		PS ALT AC	<b>1A0800</b> <b>1A0865</b> <b>3A0810</b>
M3 EVO I 2.3	10/88-10/90	S14B23	162	2302		PS ALT AC	<b>1A0800</b> <b>1A0865</b> <b>3A0810</b>



					RO-DRIVE™		ROFAN™
---	---	---	---	---	-----------	---	--------

## BMW

<b>3 (E30)</b>							
 M3 EVO II 2.5	01/90-01/92	S14B25	175	2467		ALT	1A0865
<b>3 (E36)</b>							
316 g, 316 i	12/95-08/00		75-77	1596		AC ALT	4K0890 6K1733
316 i	09/90-09/93	M40B16	73	1596		PS ALT, WP AC	1A0730 1A1025 4K0855
					<b>RR1398</b> <b>RR1398K1</b>		
	07/93-08/00	M43B16	75	1596		PS, ⇨09/1993 ALT, ⇨09/1993 AC, ⇨03/1994 AC, 03/1994⇨ ALT, 09/1993⇨, ⇨09/1995 ALT, 09/1995⇨	1A0730 1A1025 4K0855 4K0890 6K1660 6K1733
318 i	12/90-10/93	M40B18	83	1796		PS, ⇨09/1993 ALT, ⇨09/1993 AC ALT, 09/1993⇨	1A0730 1A1025 4K0855 6K1660
					<b>RR1398</b> <b>RR1398K1</b>		
	10/93-04/99	M43B18	85	1796		AC, ⇨03/1994 AC, 03/1994⇨ ALT, ⇨09/1995 ALT, 09/1995⇨	4K0855 4K0890 6K1660 6K1733
318 is	03/92-09/97	M42B18	103	1796		PS, ⇨09/1993 ALT, ⇨09/1993 AC, ⇨03/1994 AC, 03/1994⇨ ALT, 09/1993⇨, ⇨09/1995 ALT, 09/1995⇨	1A0730 1A1025 4K0855 4K0890 6K1660 6K1733
318 tds	01/95-08/00	M41D18	66	1665		AC ALT	4K0836 5K1885
318 ti	11/94-08/95	M42B18	103	1796		AC ALT	4K0890 6K1660
320 i	09/90-04/99	M50B, M50B, M52B, M52B20, M50B20TU, M50B20	110	1991		AC, MTR-CODE M 50 AC, MTR-CODE M 52 ALT, 09/1991⇨ ALT, ⇨09/1991	5K0890 5K0906 6K1555 6K1560
323 i 2.5	03/95-10/99	M52B25	125	2494		AC ALT	5K0906 6K1555
323 ti	08/97-08/00	M52B25	125	2494		AC ALT, WP, PS	5K0906 6K1555
325 i	09/90-09/95	M50B25, M50B25TU, M50B25	141	2494		AC ALT ALT, WP, PS	5K0890 6K1555 6K1560
325 td, 325 tds	09/91-10/99	M51D25	85-105	2497		AC, ⇨12/1995 ALT, WP	4K0780 5K1815
328 i	01/95-10/99	M52B28, M52B28TU	142	2793		AC ALT, WP, PS	5K0906 6K1555
M3 3.0	10/92-10/95	S50B30	210-217	2990		AIRP, (AC) ALT	5K1125 6K1515
M3 3.2	10/95-04/99	S50B32	236	3201		AIRP, (AC) ALT	5K1125 6K1515
<b>3 (E46)</b>							
2.0 TD	10/01-12/02	M47204D1	100	1951		AC ALT, WP	5K0836 5K2030
316 i	09/98-02/05	M43B19TU, M43164E3	77	1895		AC ALT, (AUTOM) ALT, (MANL)	5K0950 6K1705 6K1733
	04/00-02/05	M43B16, M43B16	77	1596		AC ALT	4K0890 6K1733
316 ti	06/01-02/05	N46B18A, N46B18, N42B18	85	1796		ALT, ⇨09/2003 ALT, AC, ⇨09/2003	6K1635 6K1870
318 Ci	02/05-	N46B20A, N46B20B	110	1995		AC	6K1870
318 Ci, 318 i	02/98-09/01	M43B19, M43B19TU	87	1895		AC ALT, (AUTOM) ALT, (MANL)	5K0950 6K1705 6K1733
318 Ci, 318 i, 318 ti	09/01-	N42B20, N46B20, N46B20A	105	1995		ALT, WP, (-AC) ALT, WP, AC	6K1635 6K1870
318 d	09/01-03/03	M47D20, M47204D1	85	1951		AC ALT, WP	5K0836 5K2030
318 d, 318 td	03/03-02/05	M47N204D4	85	1995		AC, ⇨09/2004 ALT, WP	4K0970 6K2080





RO-DRIVE™

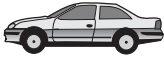







ROFAN™

### BMW

Model	Year	Part No.	Width	Height	Material	Part No.
<b>3 (E46)</b>						
320 Cd	02/05-	M47N204D4	110	1995	ALT, WP	6K2080
320 Cd, 320 d, 320 td	09/01	M47N204D4	110	1995	AC, ⇨09/2004 ALT, WP, 10/2002⇨	4K0970 6K2080
320 Ci, 320 i	08/99-09/00	M52B20, M52B	110	1991	AC ALT, PS	5K0865 6K1538
	09/00-	M54226S1, M54B22	125	2171	AC, ⇨08/2002 ALT	5K0865 6K1538
320 d	03/00-09/01	M47D20, M47204D1	100	1951	AC ALT, WP	5K0836 5K2030
323 Ci, 323 i	03/98-09/00	M52B25, M52B25TU	125	2494	AC ALT, PS	5K0865 6K1538
325 Ci, 325 i, 325 ti, 325xi	09/00-	M54256S5, M54B25	141	2494	AC, ⇨09/2002 ALT, WP	5K0865 6K1538
	02/98-06/00	M52B28	142	2793	AC ALT, PS	5K0865 6K1538
330 Cd	08/05-	M57N306D2	150	2993	AC ALT	4K0860 ELAST 6K2080
330 Cd, 330 d, 330 xd	03/03-	M57N306D2	150	2993	AC, 10/2004⇨ AC, ⇨09/2004 ALT, WP	4K0860 ELAST 4K0885 6K2080
330 Ci, 330 i, 330 xi	06/00-	M54306S3, M54B30	170	2979	AC, ⇨09/2002 ALT, WP	5K0865 6K1538
330 d	10/99-02/05	M57D30	135	2926	AC, ⇨03/2003 ALT, WP, ⇨03/2003	5K0813 5K2060
	06/00-02/05	M57D30	135	2926	AC, ⇨03/2003 ALT, WP, ⇨03/2003	5K0813 5K2060
M3 3.2	06/00-	S54B32, S54326S4	252	3246	ALT, WP	6K1460
M3 CSL	06/03-	S54N326S4, S54B32	265	3246	ALT, WP	6K1460
<b>3 (E90)</b>						
316i	02/06-	N45B16TU2, N45B16, N45B16A	85	1596	ALT	6K1870
318d	09/05-	M47N204D4	90	1995	PS ALT, WP, AC	4K0830 ELAST 6K1836
318i	09/05-	N46B20TU2, N43B20A	95-105	1995	ALT, MTR-CODE N46	6K1870
320 si, 320i	01/05-	N45B20A, N46B20, N46B20C, N46B20A	110-127	1997	ALT	6K1870
320d	01/05-	M47N204D4	110-120	1995	PS ALT, WP, AC	4K0830 ELAST 6K1836
325d	09/06-	M57306D3	145	2993	ALT, WP	6K1836
325i, 325 xi	09/07-	N53B30, N53B30A	160	2996	ALT, PS, AC, (-ACTIVE STEERING)	6K1830
330d, 330xd	09/05-	M57D30TU2, M57306D3	170	2993	ALT, WP, AC	6K1836
330i, 330xi	09/07-	N52B30A, N53B30A, N53B30	200	2996	ALT, (ACTIVE STEERING), MTR-CODE N53	6K1830
335d	09/06-	M57N306D5	210	2993	AC, OE-NO 6455 7793608	4K0850 ELAST
					AC, OE-NO 6455 7792851 ALT	4K0860 ELAST 6K2065
M3	03/07-	S65B40	309	3999	AC, ⇨04/2008 ALT, WP	6K1065 6K1460
<b>3 (E91)</b>						
318d	09/05-	M47N204D4	90	1995	PS ALT, WP, AC	4K0830 ELAST 6K1836
318i	01/06-	N46B20B, N46B20	95	1995	ALT, WP, AC	6K1870
320d	09/05-	M47D20TU, M47N204D4, N47D20A, M47N204D5	110-120	1995	MTR-CODE M47, PS MTR-CODE M47, ALT, WP, AC	4K0830 ELAST 6K1836
320i	09/05-	N46B20C, N46B20, N46B20A	110	1995	ALT, AC	6K1870
325d	09/06-	M57D30TU2, M57306D3	145	2993	ALT, WP	6K1836
325i	09/07-	N53B30A, N53B30	160	2996	ALT, PS, AC, (-ACTIVE STEERING)	6K1830
330d, 330xd	09/05-	M57306D3, M57D30TU2	170	2993	ALT, WP, AC	6K1836
330xi	09/07-	N53B30A	200	2996	ALT, PS, AC, (-ACTIVE STEERING)	6K1830
335d	09/06-	M57N306D5	210	2993	AC, OE-NO 6455 7793608	4K0850 ELAST



					RO-DRIVE™		ROFAN™
<b>BMW</b>							
<b>3 (E91)</b>							
						AC, OE-NO 6455 7792851 ALT	<b>4K0860 ELAST</b> <b>6K2065</b>
<b>3 (E92)</b>							
320i	11/06-06/07	N46B20A, N46NB20B	110	1995		ALT	<b>6K1870</b>
325d	03/07-	N57N306D3, M57D30TU2	145	2993		ALT, WP	<b>6K1836</b>
325i, 325 xi	09/07-	N53B30A, N53B30	160	2996		ALT, AC, (-ACTIVE STEERING)	<b>6K1830</b>
330d, 330xd	09/06-	M57D30TU2, M57306D3	170	2993		ALT, WP, AC	<b>6K1836</b>
335d	09/06-	M57N306D5	210	2993		AC, OE-NO 6455 7793608 AC, OE-NO 6455 7792851 ALT	<b>4K0850 ELAST</b> <b>4K0860 ELAST</b> <b>6K2065</b>
M3	03/07-	S65B40	309	3999		AC, ⇨04/2008 ALT, WP	<b>6K1065</b> <b>6K1460</b>
<b>3 (E93)</b>							
320i	03/07-	N46B20B, N43B20A	125	1995		AC	<b>6K1870</b>
	03/07-08/07	N46B20, N46NB20B	110	1995		ALT	<b>6K1870</b>
325d	03/07-	N57306D3, M57D30TU2	145	2993		ALT	<b>6K1836</b>
325i	03/07-	N53B30A, N53B30	160	2996		ALT, PS, AC, (-ACTIVE STEERING)	<b>6K1830</b>
330d	03/07-	M57D30TU2, N57N306D3	170	2993		ALT, WP	<b>6K1836</b>
M3	03/07-	S65B40	309	3999		AC, ⇨04/2008 ALT, WP	<b>6K1065</b> <b>6K1460</b>
<b>5 (E28)</b>							
518 i	09/83-12/87	M10B18	77	1766		PS ALT, WP, FAN AC	<b>1A0813</b> <b>1A0875</b> <b>3A0800</b>
520 i	06/81-12/87	M20B20	92-95	1990		PS ALT, WP, FAN, ⇨05/1983 ALT, WP, FAN, 05/1983⇨ AC, 06/1983⇨ AC, ⇨06/1983	<b>1A0825</b> <b>1A0950</b> <b>1A0965</b> <b>3A0800</b> <b>3A0825</b>
	12/86-06/90		110	1990	<b>RR1439</b> <b>RR1439K1</b>	01/1986⇨ 09/1985⇨ AC ALT, WP, FAN	<b>5K0890</b> <b>6K1560</b>
524 d, 524 td	09/83-12/87	M21D24, M21D24W, M21D24WA	63-85	2443		PS AC	<b>1A0865</b> <b>3A0800</b>
					<b>RR1432</b> <b>RR1432K1</b>		
525 e 2.7	09/81-12/87	M20B27	90-92	2693		PS ALT, WP, FAN, ⇨09/1983 ALT, WP, FAN, 09/1983⇨ AC, 06/1983⇨ AC, ⇨06/1983	<b>1A0825</b> <b>1A0950</b> <b>1A0965</b> <b>3A0800</b> <b>3A0825</b>
					<b>RR1439K1</b>		
525 i	06/81-12/87	M30B25	110	2495		PS AC ALT, WP, FAN	<b>1A0900</b> <b>3A0800</b> <b>3A1055</b>
528 i	06/81-12/87	M30B28	135	2788		PS AC ALT, WP, FAN	<b>1A0900</b> <b>3A0800</b> <b>3A1055</b>
535 i, M 535 i	01/85-12/87	M30B35	136-160	3430		PS AC ALT, WP, FAN	<b>1A0888</b> <b>3A0800</b> <b>3A1055</b>
M5 3.5	08/85-12/87	S38B35	211	3453		PS AC ALT, WP, FAN	<b>1A0888</b> <b>3A0800</b> <b>3A1055</b>
<b>5 (E34)</b>							
518 g, 518 i	09/94-01/97	M43B18	85	1796		AC ALT	<b>4K0890</b> <b>6K1660</b>
518 i	08/89-09/95	M43B18	85	1796		PS ALT AC	<b>1A0800</b> <b>1A1013</b> <b>3A0850</b>
		M40B18	83	1796		PS ALT AC, ⇨09/1991 AC, 10/1991⇨ CA CA, 10/1991⇨	<b>1A0800</b> <b>1A1025</b> <b>3A0840</b> <b>4K0855</b>
					<b>RR1398</b> <b>RR1398K1</b>		





RO-DRIVE™



ROFAN™

**BMW**

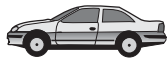
5 (E34)

					<b>RR1398K2</b>	CA, ⇨09/1991	
520 i	01/88-08/91	M20B20	95	1990		PS ALT, WP, FAN AC AC	<b>1A0825</b> <b>1A0983</b> <b>3A0800</b> <b>3A0825</b>
					<b>RR1439</b> <b>RR1439K1</b>		
	11/91-01/97	M50B, M50B, M50B20TU, M50B20	110	1991		AC, ⇨01/1992 AC, 01/1992⇨ ALT, WP, PS	<b>5K0890</b> <b>5K0906</b> <b>6K1555</b>
520 i 24V	09/89-09/95	M50B, M50B, M50B20, M50B20TU	110	1991		PS, ⇨10/1990 ALT, ⇨10/1990 AC, ⇨10/1990 AC, 11/1990⇨, ⇨01/1992 AC, 01/1992⇨ ALT, 09/1991⇨ ALT, WP, PS, 11/1990⇨, ⇨09/1991	<b>1A0825</b> <b>1A0990</b> <b>3A0800</b> <b>5K0890</b> <b>5K0906</b> <b>6K1555</b> <b>6K1560</b>
524 td	03/88-09/95	M21D24, M21D24WA	85	2443		PS AC	<b>1A0865</b> <b>3A0825</b>
					<b>RR1432</b> <b>RR1432K1</b>		
525 i	01/88-08/91	M20B25	125	2494		PS ALT, WP, FAN AC AC	<b>1A0825</b> <b>1A0983</b> <b>3A0800</b> <b>3A0825</b>
					<b>RR1439</b> <b>RR1439K1</b>		
	11/91-01/97	M50B25, M50B25TU	141	2494		AC, ⇨01/1992 AC, 01/1992⇨ ALT, WP, PS	<b>5K0890</b> <b>5K0906</b> <b>6K1555</b>
525 i 24V	09/89-09/95	M52B25, M50B25, M50B25TU	141	2494		AC, ⇨01/1992 AC, 01/1992⇨ ALT, 09/1991⇨ ALT, WP, PS, ⇨09/1991	<b>5K0890</b> <b>5K0906</b> <b>6K1555</b> <b>6K1560</b>
525 i X, 525 i X 24V	10/91-01/97	M50B25, M52B25	141	2494		AC ALT, WP, PS	<b>5K0890</b> <b>6K1555</b>
525 td, 525 tds	09/91-01/97	M51D25	85-105	2503		AC ALT, WP, PS	<b>4K0780</b> <b>5K1815</b>
530 i	01/88-08/91	M30B30	138	2986		PS AC ALT, WP, FAN	<b>1A0865</b> <b>3A0835</b> <b>3A1055</b>
530 i V8	09/92-01/97	M60B30	160	2997		AC ALT	<b>5K0975</b> <b>7K1605</b>
535 i	01/88-09/95	M30B35	155	3430		PS AC ALT, WP, FAN	<b>1A0865</b> <b>3A0835</b> <b>3A1055</b>
540 i, 540 i V8	09/92-01/97	M60B40	210	3982		AC ALT	<b>5K0975</b> <b>7K1605</b>
M5 3.6	10/88-05/92	S38B36	232	3535		PS AC ALT, WP, FAN	<b>1A0865</b> <b>3A0835</b> <b>3A1055</b>
M5 3.6 KAT	10/88-05/92	S38B36	232	3535		PS AIRP AC ALT, WP, FAN, 12/1989⇨ ALT, WP, FAN, ⇨11/1989	<b>1A0825</b> <b>3A0765</b> <b>3A0975</b> <b>3A0990</b> <b>3A1055</b>
M5 3.8	03/92-01/97	S38B38	250	3795		PS AC ALT	<b>1A0825</b> <b>3A0975</b> <b>3A1000</b>

5 (E39)

520 d	02/00-09/03	M47D20, M47204D1	100	1951		AC ALT, WP	<b>5K0836</b> <b>5K2030</b>
520 i	01/97-09/00	M52B, M52B20, M52B	110	1991		AC, 04/1998⇨ AC, ⇨03/1998 ALT, WP, 10/1998⇨ ALT, WP, FAN, PS, ⇨09/1998	<b>5K0865</b> <b>5K0906</b> <b>6K1538</b> <b>6K1555</b>
	04/99-06/03	M54B22, M52B	100-125	2171		AC, ⇨08/2002 ALT	<b>5K0865</b> <b>6K1538</b>
523 i	11/95-09/00	M52B25, M52B25TU	125	2494		AC, 03/1998⇨ AC, ⇨02/1998 ALT, 10/1998⇨ ALT, ⇨09/1998	<b>5K0865</b> <b>5K0906</b> <b>6K1538</b> <b>6K1555</b>
525 d	02/00-05/04	M57256D1, M57D25	120	2497		AC, ⇨03/2003 ALT, WP, ⇨03/2003	<b>5K0813</b> <b>5K2060</b>
525 i	09/00-05/04	M54B25, M54256S5	141	2494		AC, ⇨08/2002 ALT	<b>5K0865</b> <b>6K1538</b>
525 td, 525 tds	01/96-06/03	M51D25	85-105	2497		AC	<b>4K0780</b>





RO-DRIVE™



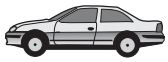
ROFAN™

## BMW

5 (E39)							
						ALT, WP, 95 A	5K1815
						ALT, WP, 140 A	5K1850
528 i	01/97-09/00	M52B28, M52B28TU	142	2793		AC, 03/1998⇨	5K0865
						AC, ⇨02/1998	5K0906
						ALT, 10/1998⇨	6K1538
						ALT, ⇨09/1998	6K1555
530 d	08/98-09/00	M57D30	135	2926		AC	5K0813
						ALT, PS	5K2060
	09/00-05/04	M57D30	142	2926		AC, ⇨03/2003	5K0813
						ALT, WP, ⇨03/2003	5K2060
530 i	09/00-05/04	M54306S3, M54B30	170	2979		AC, ⇨08/2002	5K0865
						ALT	6K1538
535 i	04/96-03/99	M62B, M62B35	173	3498		AC	5K1005
						ALT, ⇨08/1998	7K1629
						ALT, 09/1998⇨	7K1635
	04/99-06/03	M62B35TU, M62B	180	3498		AC	5K1005
						ALT	7K1635
540 i	04/96-05/04	M62B44, M62448S2, M62B44TU	210	4398		AC	5K1005
						ALT, ⇨09/1998	7K1629
						ALT, 10/1998⇨	7K1635
M5	10/98-06/03	S62B50, S38B49	294	4941		AC	5K0980
						ALT, WP	7K1629
5 (E60)							
520d	07/05-	N47D20A, M47N204D5	120	1995		MTR-CODE M47, AC	4K0860 ELAST
						MTR-CODE M47, ALT	6K2080
	09/05-	N47D20A, M47N204D4	110-130	1995		AC, MTR-CODE M47	4K0860 ELAST
						ALT, MTR-CODE M47	6K2080
520i	07/03-	N43B20A, M54B22, M54226S1	125	1995		AC	4K0845
						ALT	6K1538
525d, 525xd	06/04-	M57256D1, M57306D3, M57N256D4, M57D25TU	120-145	2993		AC, OE-NO 6455 7793608	4K0850 ELAST
						AC, 09/2004⇨, OE-NO 6455 7809801	4K0867 ELAST
						ALT, (-LC)	6K2080
						ALT, (LC)	6K2160
525i	09/03-	M54B25, M54256S5	141	2494		AC	4K0845
						ALT, (-LC)	6K1538
						ALT, (LC)	6K1560
530d	07/03-	M57306D3, N57306D2	160-173	2993		AC, OE-NO 6455 7793608	4K0850 ELAST
						AC, OE-NO 6455 7809801	4K0867 ELAST
						ALT, (-LC)	6K2080
						ALT, (LC)	6K2160
530i	07/03-	M54306S3, M54B30	170	2979		AC	4K0845
						ALT	6K1538
530xd	07/05-	M57306D3	170-173	2993		AC, OE-NO 6455 7793608	4K0850 ELAST
						AC, OE-NO 6455 7809801	4K0867 ELAST
						ALT	6K2080
							6K2160
535d	09/04-	M57N306D5, M57306D4	200-210	2993		AC, OE-NO 6455 7793608	4K0850 ELAST
						AC, OE-NO 6455 7792851	4K0860 ELAST
						ALT, (-LC)	6K2080
						ALT, (LC)	6K2160
540i	07/05-	N62B40A	225	4000		ALT, WP	6K1548
545i	09/03-	N62B44	245	4398		ALT	6K1548
550i	07/05-	N62B48B	270	4799		ALT, WP	6K1548
5 (E61)							
520d	07/05-	M47N204D5, N47D20A	110-120	1995		AC, MTR-CODE M47	4K0860 ELAST
						ALT, MTR-CODE M47	6K2080
525d, 525xd	06/04-	M57D25TU, M57N256D4, N57306D3	120-145	2497		AC, OE-NO 6455 7793608	4K0850 ELAST
						AC, 10/2004⇨, OE-NO 6455 7809801	4K0867 ELAST
						ALT, (-LC)	6K2080
						ALT, (LC)	6K2160
525i	06/04-	M54B25, M54256S5	141	2494		AC	4K0845
						ALT, (-LC)	6K1538
						ALT, (LC)	6K1560
530d	06/04-	M57306D3, N57306D2	160-173	2993		AC, OE-NO 6455 7793608	4K0850 ELAST
						AC, OE-NO 6455 7809801	4K0867 ELAST
						ALT, (-LC)	6K2080
						ALT, (LC)	6K2160
530i	06/04-	M54306S3, M54B30	170	2979		AC	4K0845
						ALT, (-LC)	6K1538
						ALT, (LC)	6K1560
530xd	07/05-	M57306D3	170-173	2993		AC, OE-NO 6455 7793608	4K0850 ELAST
						AC, OE-NO 6455 7809801	4K0867 ELAST
						ALT	6K2080
							6K2160
535d	09/04-	M57306D4, M57N306D5	200-210	2993		AC, OE-NO 6455 7793608	4K0850 ELAST
						AC, OE-NO 6455 7792851	4K0860 ELAST
						ALT, (-LC)	6K2080
						ALT, (LC)	6K2160







RO-DRIVE™

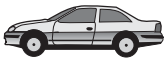








ROFAN™

### BMW

Model	Year Range	Part No.	Width	Height	Material	Part No.
<b>5 (E61)</b>						
545i	06/04-	N62B44	245	4398	ALT	6K1548
550i	07/05-	N62B48A, N62B48B	270	4799	ALT, WP	6K1548
<b>6 (E24)</b>						
628 CSi	09/79-08/87	M30B28	135	2788	PS, 09/1984⇒, ⇒08/1987 PS, 01/1983⇒, ⇒09/1984 AC ALT, WP, FAN	1A0888 1A0900 3A0800 3A1055
635 CSi	06/78-09/90	M30B35, M30B35, M30B35	136-160	3453	PS, 05/1985⇒ PS, ⇒05/1985 AC ALT, WP, FAN	1A0888 1A0900 3A0800 3A1055
M 635 CSi	03/84-05/89	S38B35	191-211	3453	PS, 09/1984⇒ PS, ⇒09/1984 AC ALT, WP, FAN	1A0888 1A0900 3A0800 3A1055
<b>6 (E63)</b>						
635d	07/07-	N57N306D5	210	2993	AC ALT, (-LC) ALT, (LC)	4K0860 ELAST 6K2080 6K2160
645Ci	01/04-	N62B44, N62B44A	245	4398	ALT	6K1548
650i	07/05-	N62B48B	270	4799	ALT, WP	6K1548
<b>6 (E64)</b>						
635d	07/07-	M57N306D5	210	2993	AC ALT, (-LC) ALT, (LC)	4K0860 ELAST 6K2080 6K2160
645Ci	04/04-	N62B44A, N62B44	245	4398	ALT	6K1548
650i	07/05-	N62B48B	270	4799	ALT, WP	6K1548
<b>7 (E23)</b>						
728 i	07/78-08/86	M30B28	135	2788	PS AC ALT, WP, FAN	1A0913 3A0800 3A1055
735 i	09/79-08/86	M30B35, M30B35	160	3453	PS, ⇒05/1980 PS, 05/1980⇒ AC ALT, WP, FAN	1A0900 1A0913 3A0800 3A1055
745 i	05/83-08/86	M30B35	185	3430	AC ALT, WP, FAN	3A0800 3A1055
<b>7 (E32)</b>						
730 i,iL	12/86-09/94	M30B30	138-145	2986	PS AC, 02/1987⇒ ALT, WP, FAN AC, ⇒02/1987 ALT, WP, FAN	1A0865 3A0835 3A1055 3A0850 3A1050
730 i,iL V8	04/92-09/94	M60B30	160	2997	AC ALT, WP	5K0980 7K1605
735 i,iL	09/86-09/92	M30B35	155	3430	PS AC, 02/1987⇒ ALT, WP, FAN, 09/1989⇒ ALT, WP, FAN, ⇒08/1989	1A0865 3A0835 3A1040 3A1055
740 i,iL V8	04/92-09/94	M60B40	210	3982	AC ALT, WP	5K0980 7K1605
750 i,iL V12	09/87-09/94	M70B50	220	4988	AC, Japan AC ALT	5K1155 5K1165 6K1080
<b>7 (E38)</b>						
725 tds	04/96-11/01	M51D25	105	2503	AC ALT, WP, 140 A	4K0780 5K1850
728 i,iL	08/95-11/01	M52B28, M52B28TU	142	2793	AC, 04/1998⇒ AC, ⇒02/1996 AC, 02/1996⇒, ⇒03/1998 ALT	5K0865 5K0890 5K0900 6K1555
730 d	08/98-11/01	M57D30, M57306D1	135-142	2926	AC ALT	5K0813 5K2060
730 i,iL	10/94-11/01	M60B30	155-160	2997	AC ALT, WP	5K0975 7K1605
735 i,iL	01/96-11/01	M62B, M62B35	173	3498	AC ALT, 08/1997⇒, ⇒09/1998 ALT, 09/1998⇒	5K1005 7K1629 7K1635
740 d	05/99-11/01	M67D39	180	3901	AC	5K1120
740 i,iL	10/94-11/01	M60B40	210	3982	AC ALT	5K0975 7K1605
	01/96-11/01	M62B44, M62B44TU, M62448S2	210	4398	AC ALT, 08/1997⇒, ⇒09/1998 ALT, 09/1998⇒	5K1005 7K1629 7K1635



					RO-DRIVE™		ROFAN™
<b>BMW</b>							
<b>7 (E38)</b>							
 750 i,Li	12/94-11/01	M73B54	240	5379		WP, AC, ⇨09/1998, MTR-CODE M73 WP, AC, 10/1998⇨, MTR-CODE M73N ALT, ⇨09/1998, MTR-CODE M73	<b>6K1180</b> <b>6K1190</b> <b>7K1035</b>
<b>7 (E65, E66)</b>							
730 d	10/02-	N57306D2	160	2993		MTR-CODE M57N2, AC AC, MTR-CODE M57N, ⇨09/2003 ALT, MTR-CODE M57N, (-LC) ALT, MTR-CODE M57N2 ALT, MTR-CODE M57N, (LC) ALT, MTR-CODE M57N2, (ADAPTIVE DRIVE)	<b>4K0850 ELAST</b> <b>4K0885</b> <b>6K2080</b> <b>6K2080</b> <b>6K2160</b> <b>6K2160</b>
730 i,Li	03/03-	M54306S3, M54B30	170	2979		AC ALT, (-LC) ALT, (LC)	<b>4K0845</b> <b>6K1538</b> <b>6K1560</b>
730 Ld	07/05-	M57306D3, N57N306D2	170	2993		AC ALT, (-LC) ALT, (LC)	<b>4K0850 ELAST</b> <b>6K2080</b> <b>6K2160</b>
735 i,Li	11/01-	N62B36	200	3600		ALT	<b>6K1555</b>
740 d	10/02-	N67398D1	190	3901		AC ALT, WP	<b>5K0915</b> <b>7K1760</b>
740 i,Li	07/05-	N62B40A	225	4000		ALT	<b>6K1548</b>
745 d	07/05-	N67N448D2	242	4423		AC ALT, WP	<b>4K0915</b> <b>7K1760</b>
	03/05-08/05	N67N448D1	220	4423		ALT	<b>7K1760</b>
745 i,Li	11/01-	N62B44, N62B44A	245	4398		AC, ⇨09/2003 ALT, WP, 10/2003⇨ ALT, WP, ⇨09/2003	<b>4K0860</b> <b>6K1548</b> <b>6K1555</b>
750 i,Li	07/05-	N62B48B	270	4799		ALT	<b>6K1548</b>
760, 760 i, Li	01/03-	N73B60, N73B60A	320-327	5972		AC ALT	<b>4K0845</b> <b>6K1548</b>
<b>7 (F01, F02)</b>							
760i	09/09-		400	5972		AC ALT	<b>4K0830</b> <b>7K1623</b>
<b>8 (E31)</b>							
840 Ci	01/96-12/99	M62B44, M62B44TU	210	4398		AC ALT	<b>5K0975</b> <b>7K1629</b>
840 i	02/93-02/96	M60B40	210	3982		AC ALT	<b>5K0975</b> <b>7K1605</b>
850 Ci	09/94-12/99	M73B54	240	5379		AC, Tropical climate AC, Japan AC, Australia AC ALT	<b>6K1180</b> <b>6K1180</b> <b>6K1180</b> <b>6K1195</b> <b>7K1035</b>
850 CSI	04/93-12/96	M70B56	280	5576		2.ALT AC, Japan AC ALT	<b>3K0590</b> <b>5K1155</b> <b>5K1165</b> <b>6K1080</b>
850 i,Ci	04/90-10/94	M70B50	220	4988		AC, Japan AC ALT	<b>5K1155</b> <b>5K1165</b> <b>6K1080</b>
<b>X3 (E83)</b>							
2.0 d	10/04-	M47N204D4	110	1995		ALT, WP	<b>6K2080</b>
2.0 i	07/05-	N46B20, N46B20A	110	1995		ALT	<b>6K1870</b>
2.5 i	01/04-	M54B25, M54256S5	141	2494		ALT, WP	<b>6K1538</b>
3.0 d	01/04-	M54N306D2	150	2993		MTR-CODE M57N, AC, 10/2004⇨ AC, MTR-CODE M57N, ⇨09/2004	<b>4K0867 ELAST</b> <b>4K0885</b>
		M57N2306D2	160	2993		MTR-CODE M57N, AC, 09/2004⇨ AC, MTR-CODE M57N2 MTR-CODE M57N, M57N2, ALT	<b>4K0860 ELAST</b> <b>4K0860 ELAST</b> <b>6K2065</b>
3.0 i	01/04-	M54306S3, M54B30	170	2979		ALT, WP	<b>6K1538</b>
3.0 sd	09/06-	N57N306D5	210	2993		AC, OE-NO 6455 7792851 AC, OE-NO 6455 7809801 ALT	<b>4K0860 ELAST</b> <b>4K0867 ELAST</b> <b>6K2065</b>
<b>X5 (E53)</b>							
3.0 d	05/01-	M57306D1	135	2925		AC ALT, WP, (MANL)	<b>5K0813</b> <b>5K2060</b>
	12/03-	M57N306D4	160	2993		AC, 10/2004⇨ AC, ⇨09/2004 ALT	<b>4K0860 ELAST</b> <b>4K0885</b> <b>6K2080</b>
3.0 i	05/00-	M54306S3, M54B30	163-170	2979		ALT	<b>6K1538</b>
4.4 i	05/00-	M62B44, M62B44TU	210	4398		AC ALT, WP	<b>5K1025</b> <b>7K1635</b>
	12/03-	N62B44,	235	4398		AC	<b>4K0860</b>





BRILLIANCE BMW

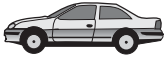





**BMW**

<b>X5 (E53)</b>							
↙		N62B44A					6K1548
4.6 is	02/02-	M67468S1, M62B46	255	4619		AC ALT, WP	5K1025 7K1623
4.8 is	04/04-	N62B48A	265	4799		AC ALT, WP	4K0860 6K1548
<b>X5 (E70)</b>							
3.0 d, 3.0 sd	02/07-	M57306D3, M57N306D5	173-210	2993		AC	4K0867 ELAST
<b>X6 (E71)</b>							
30d	05/08-		173	2993		AC	4K0867 ELAST
35d	05/08-	N57N306D5	210	2993		AC	4K0867 ELAST
xDrive30d	09/08-		173	2993		AC	4K0867 ELAST
<b>Z1</b>							
2.5	06/88-06/91	M20B25	125	2494		PS ALT, WP, FAN AC	1A0900 1A0965 3A0800
						RR1439 RR1439K1	
<b>Z3</b>							
1.8	10/95-10/98	M43B18	85	1796		AC ALT, PS	4K0890 6K1733
1.9	10/95-03/99	M44B19	103	1895		AC ALT, PS	4K0890 6K1733
	01/99-01/03	M43B19, M43B19TU, M43194E1	85-87	1895		ALT, WP	6K1733
2.0	04/99-01/03	M52B, M52B20	110	1991		AC ALT, PS	5K0906 6K1538
2.2	08/00-01/03	M54B22, M54226S1	125	2171		AC ALT	5K0865 6K1538
2.8	04/97-06/00	M52B28, M52B28TU	141	2793		AC ALT, WP, 09/1998↔ ALT, WP, ↔09/1998	5K0906 6K1538 6K1555
3.0	06/00-01/03	M54306S3, M54B30	170	2979		AC ALT	5K0865 6K1538
3.2 M	04/00-04/01	S50326S4	252	3201		AIRP, (AC) ALT	5K1125 6K1515
M	08/00-06/03	S50326S4	252	3201		AIRP, (AC) ALT	5K1125 6K1515
M 3.2	03/97-06/01	S50B32	236	3201		AIRP, (AC) ALT, WP	5K1125 6K1515
	06/01-06/03	S54B32, S54326S4	239	3246		ALT, WP	6K1460
<b>Z4</b>							
3.0 si	03/06-	N52B30A, N52B30	195	2996		ALT, PS, AC	6K1830
3.2 M	03/06-	S54326S4, S54B32	252	3246		ALT, WP	6K1460
<b>Z4 (E85)</b>							
2.0 i	04/05-	N46B20A, N46B20	110	1995		ALT, WP, (-AC) ALT, WP, AC	6K1635 6K1870
2.2 i	10/03-	M54B22, M54226S1	125	2171		ALT, WP	6K1453
2.5 i	02/03-	M54256S5, M54B25	141	2494		ALT, WP	6K1453
2.5 i, 2.5 si	01/06-	N52B25A	130-160	2497		ALT, PS, AC	6K1830
3.0 i	02/03-	M54B30, M54306S3	170	2979		ALT, WP	6K1453
3.0 si	01/06-	N52B30, N52B30A	195	2996		ALT, PS, AC	6K1830
3.2 M	03/06-	S54B32, S54326S4	252	3246		ALT, WP	6K1460
<b>Z4 (E89)</b>							
sDrive23i	05/09-		150-190	2497		ALT	6K1830
<b>Z8</b>							
4.9	06/00-06/03	S38B49, S62B50	294	4941		AC ALT, WP	5K0980 7K1440

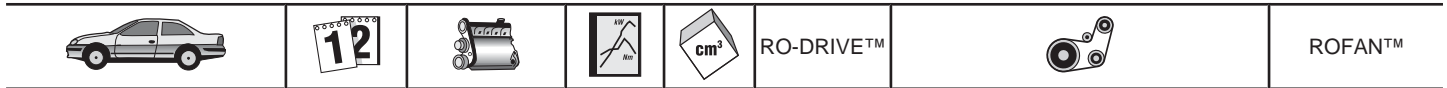
**BRILLIANCE BMW**

<b>5 SERIES (E60)</b>							
525i	04/04-02/06	M54256S5	141	2494		AC ALT, (-LC) ALT, (LC)	4K0845 6K1538 6K1560



					RO-DRIVE™		ROFAN™
<b>BUICK</b>							
<b>PARK AVENUE</b> 3.8	01/91-10/96	L27	127	3791		TURBOC, ⇨12/1998	6K1830
<b>CADILLAC</b>							
<b>BLS</b>							
1.9 D	04/06-	Z19DTH	110	1910		ALT	6K1400
					RR1050	CA	
2.8 T	04/06-	B284L	188	2792		ALT	6K2120
<b>CHANGAN FORD MAZDA</b>							
<b>MONDEO</b>							
2.0	05/03-	LF-DE	105	1999		ALT, 11/2005⇨	6K2225
<b>CHERY</b>							
<b>QIYUN</b>							
1.6, 1.6 HL	03/03-	G16M, G16N	68-85	1598		ALT	6K1440
<b>QQ</b>							
0.8	03/02-	SQR372	38	796		ALT	4K0735
						AC	4K0950
1.1 i	03/02-	SQR476	39	1051		ALT	4K0765
						AC	4K0950
<b>CHEVROLET</b>							
<b>ASTRA</b>							
2.2	08/00-08/04	Z22SE	108	2198		ALT, (-AC)	5K0880
						ALT, (AC)	5K1030
<b>ASTRO</b>							
4.3, 4.3 AWD	10/94-	LB4	142	4296		ALT, (-AC), ⇨12/1994	6K2215
						ALT, (AC), 01/1995⇨	6K2510
<b>AVEO</b>							
1.2	03/06-	F12S3	53	1150		ALT	4K0665
					RR1121	PS, (-AC)	4K0836
						AC	4K0950
	04/08-		62	1206		CA	
						ALT	4K0841
						AC, (PS)	4K0962
1.4	03/06-	F14D3	69	1399		ALT, (-PS), (-AC)	6K0884
					RR1198	CA	
					RR1198K1	CA	
	01/08-		74	1399		ALT, (-AC)	5K1450
					RR1198	ALT, (AC)	5K1570
					RR1198K1	CA	
						CA	
<b>BERETTA (1.37)</b>							
3.1 LT	10/92-09/93	LHO	103	3135		ALT, (-AC)	6K1560
						ALT, (AC), 105 A	6K1795
						ALT, (AC), 100 A	6K1805
<b>BLAZER</b>							
4.3, 4.3 AWD, 4.3 V6 Allroad	01/94-	L35	142	4296		ALT, (-AC)	6K2215
						ALT, (AC)	6K2415
<b>CAMARO</b>							
3.8, 3.8 V6	10/95-	L36	142-149	3791		ALT, (-AC)	6K2115
						ALT, (AC)	6K2404
5.0	10/87-09/92	LO3	127	4998		ALT	6K2404
<b>CAPTIVA</b>							
2.4, 2.4 4WD	06/06-	Z24SED	100-103	2405		RR1179	CA
					RR1179K1	CA	
3.2 4WD	06/06-	10HM	169	3195		ALT	6K2404
<b>CORVETTE</b>							
5.7	01/97-09/04	LS1	253	5666		AC	4K1070
						ALT	6K2040
6.0	09/04-	LS2	298	5970		AC	4K1015
						ALT	6K2020
Z06 7.0	03/06-		376	7008		ALT	6K2020
<b>EPICA (KL1.)</b>							
2.0	01/05-	T20SED	94-105	1993		ALT	6K1836
					RR1209	CA	
					RR1209K1	CA	
<b>EVANDA</b>							
2.0	03/05-	X20SED	96	1998		ALT, (-AC)	6K1725
					RR1209	CA	
					RR1209K1	CA	
<b>KALOS</b>							
1.2	03/05-	B12S1	53	1150		ALT, (-PS)	4K0665
						AC	4K0665
						ALT, (PS)	4K0950
					RR1121	CA	

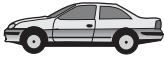









CHEVROLET

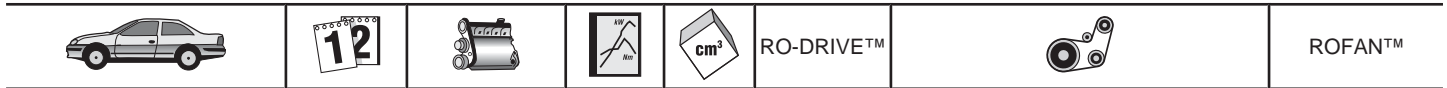
CHEVROLET							
<b>KALOS</b>							
↩ 1.4, 1.4 16V	03/05-	F14D3	61-69	1399	RR1198 RR1198K1	AC ALT CA CA	6K0884 6K1870
<b>LACETTI</b>							
1.4 16V	03/05-	F14D3	70	1399	RR1198 RR1198K1	CA CA	
1.6	03/05-	F16D3	80	1598	RR1198 RR1198K1	CA CA	6K1870
1.8	03/05-	T18SED	90	1799	RR1209 RR1209K1	ALT, (-AC) CA CA	6K1725
	08/05-		89	1796	RR1149 RR1149K1 RR1209 RR1209K1	ALT, (-AC) CA, MTR-CODE F18D3 CA, MTR-CODE F18D3 CA, MTR-CODE T18SED CA, MTR-CODE T18SED	6K1725
<b>LUMINA APV</b>							
2.3	12/92-07/96	LD2	101-108	2260		ALT, AC	5K1140
<b>MATIZ</b>							
0.8	03/05-	F8CV	38	796	RR1458	ALT	1A0666
						PS, (-AC)	4K0648
						PS, (AC)	4K0915
1.0	03/05-	B10S	47	995	RR1121	ALT	4K0665
						PS	4K0950
		B10S1	49	995	RR1121	CA	
						ALT	4K0673
						PS	4K0950
						CA	
<b>NUBIRA</b>							
1.6	03/05-	F16D3	80	1598	RR1198 RR1198K1	CA CA	
						ALT	6K1870
1.8	08/05-	T18SED	89-90	1796	RR1149 RR1149K1 RR1209 RR1209K1	CA, MTR-CODE F18D3 CA, MTR-CODE F18D3 CA, MTR-CODE T18SED CA, MTR-CODE T18SED	
<b>REZZO</b>							
1.6	03/05-	A16DMS	77-79	1598	RR1198 RR1198K1	CA CA	
2.0	03/05-	T20SED	89-90	1998	RR1209 RR1209K1	ALT, (-AC) CA CA	6K1725
<b>S10 Pick Up</b>							
4.3 AWD	10/87-09/95	LB4	119	4296		ALT, (-AC)	6K2380
4.3, 4.3 AWD	10/94-05/05	L35, LF6	127-142	4296		ALT, (-AC)	6K2215
						ALT, (AC)	6K2415
<b>SILVERADO Pick-up</b>							
4.3 1500,	10/99-	LB4	147	4296		ALT, (-AC), 01/2005↔	6K2205
4.3 1500 Allrad						ALT, (AC)	6K2415
5.3 Allrad,	10/99-		201-212	5324		AC	4K0962
5.3 LT 1500 Extended Allrad						ALT, 105 A	6K2345
						ALT, 136 A	6K2360
6.0 Allrad	10/99-		224	5972		AC	4K0962
						ALT, 105 A	6K2345
						ALT, 136 A	6K2360
<b>SPARK</b>							
0.8	05/05-	F8CV	37	796	RR1458	PS, (-AC)	4K0665
						AC, (-PS)	4K0735
						PS, (AC)	4K0915
						CA	
1.0 SX	05/05-		46	995	RR1121	ALT	4K0665
						AC, (-PS)	4K0665
						PS, (-AC)	4K0715
						PS, (AC)	4K0954
						CA	
<b>SUBURBAN</b>							
5.3 Flex-Fuel 4WD	01/07-		228	5326		AC	4K0962
						ALT, 105 A	6K2345
						ALT, 136 A	6K2360
5.7, 5.7 AWD	10/91-09/96	LO5	157	5733		ALT, (-AC), 105 A	6K2460
6.5 D, 6.5 D AWD	10/93-09/96	L56	135	6462		ALT	6K2585
<b>TAHOE (B2W)</b>							
4.8 V8	12/99-		206	4808		AC	4K0962
						ALT, 105 A	6K2345
						ALT, 136 A	6K2360



					RO-DRIVE™		ROFAN™
<b>CHEVROLET</b>							
<b>VECTRA</b> 2.2	04/02-07/06	Z22SE, Z22YH	108-114	2198		ALT, (-AC) ALT, (AC)	5K0880 5K1030
<b>ZAFIRA</b> 2.2	07/05-	Z22YH	110	2198		ALT, (-AC) ALT, (AC)	5K0880 5K1030
<b>CHRYSLER</b>							
<b>300 M (LR)</b> 2.7 V6 24V	11/98-09/04	EER	149-150	2736		AC ALT	6K1060 6K1570
<b>CROSSFIRE</b> 3.2	07/03-	EGX	160	3199		ALT	6K2390
<b>LE BARON</b> 2.2 i	09/86-12/94		69	2213		PS, ⇨12/1991 PS, 01/1992⇨ AC, 01/1990⇨ AC, ⇨12/1988 AC, 01/1989⇨, ⇨12/1989 ALT, 01/1989⇨ ALT, ⇨12/1988	1A1050 1A1090 1A1200 1A1215 1A1225 4K0975 4K1038
					<b>RR1281</b>		
2.2 i Turbo	09/86-12/90	EDR	109-130	2197		PS, 01/1988⇨, ⇨12/1988 AC, 01/1990⇨ AC, 01/1988⇨, ⇨12/1988 AC, 01/1989⇨, ⇨12/1989 ALT, 01/1989⇨ ALT, 01/1988⇨, ⇨12/1988	1A1050 1A1200 1A1215 1A1225 4K0975 4K1038
					<b>RR1281</b>		
2.5 i	09/86-12/94	EDM	75	2501		PS, ⇨12/1991 PS, 01/1992⇨ AC, 01/1990⇨ AC, ⇨12/1988 AC, 01/1989⇨, ⇨12/1989 ALT, 01/1989⇨ ALT, ⇨12/1988	1A1050 1A1090 1A1200 1A1215 1A1225 4K0975 4K1038
					<b>RR1281</b>		
	09/86-12/93	EDM	75	2501		PS, 01/1988⇨, ⇨12/1988 AC, 01/1990⇨ AC, 01/1988⇨, ⇨12/1988 AC, 01/1989⇨, ⇨12/1989 ALT, 01/1989⇨ ALT, 01/1988⇨, ⇨12/1988	1A1050 1A1200 1A1215 1A1225 4K0975 4K1038
					<b>RR1281</b>		
2.5 i Turbo	01/89-12/94	EDT	112	2501		PS, ⇨12/1991 PS, 01/1992⇨ AC, 01/1990⇨ AC, ⇨12/1989 ALT	1A1050 1A1090 1A1200 1A1225 4K0975
					<b>RR1281</b>		
3.0 i V6	01/90-12/94	EFA	105	2972		AC, ⇨12/1990 AC, 01/1992⇨ AC, 01/1991⇨, ⇨12/1991 ALT, ⇨12/1990 ALT, 01/1991⇨	1A0960 1A0990 1A1000 6K1815 6K2080
	01/90-12/96	6G72	105	2972		AC, ⇨12/1990 AC, 01/1994⇨, ⇨12/1995 AC, 01/1992⇨, ⇨12/1993 AC, 01/1991⇨, ⇨12/1991 ALT, ⇨12/1990 ALT, 01/1991⇨, ⇨12/1995	1A0960 1A0960 1A0990 1A1000 6K1815 6K2080
<b>NEON (PL)</b> 1.8 16V	09/97-08/99	EBD	85	1796		PS PS, AC ALT	1A1050 1A1215 4K0895
2.0 16V	05/94-08/99	420H, 420T, ECC	98-109	1996		PS PS, AC ALT	1A1050 1A1215 4K0850
<b>NEON II</b> 1.6	11/01-	EJD	85	1598		ALT, PS, (-AC) ALT, PS, AC	6K0890 6K1440
2.0 16V, 2.0 16V R/T	08/99-	420H	98-110	1996		ALT PS, (-AC) PS, AC	4K0850 4K1125 4K1310
<b>NEW YORKER</b> 3.5 i 24V	04/93-09/98	F01	155	3518		AC, 01/1996⇨ ALT, 01/1996⇨	1A1400 6K1345













**CHRYSLER**

<b>CHRYSLER</b>							
<b>PT CRUISER</b>							
↔ 1.6	11/01-	EJD	85	1598		ALT, (-AC) ALT, (AC)	6K0884 6K1440
2.0	06/00-	ECC	100-104	1996		ALT PS, (-AC) PS, AC	4K0850 4K1125 4K1310
2.2 CRD	03/02-	EDJ	89-110	2148		ALT	6K1600
2.4, 2.4 GT	06/00-	EDV, EDZ	105-164	2429		ALT PS, (AC)	4K0885 4K1390
<b>SARATOGA</b>							
3.0	09/89-12/95	6G72	105	2972		AC, ⇨12/1990 AC, 01/1994⇨ AC, 01/1992⇨, ⇨12/1993 AC, 01/1991⇨, ⇨12/1991 ALT, ⇨12/1990 ALT, 01/1991⇨	1A0960 1A0960 1A0990 1A1000 5K1815 6K2080
<b>SEBRING (JR)</b>							
2.0	04/01-	ECC	104	1996		PS ALT	4K0890 6K1345
2.4	04/01-	EDZ	112	2429		PS ALT	4K0895 6K1345
2.7 V6 24V	04/01-	EES	149	2736		PS, MTR-CODE EES, ⇨10/2005 ALT, MTR-CODE EES, ⇨10/2005	4K0985 6K1400
<b>SEBRING (JR)</b>							
2.0	04/01-	ECC	104	1996		PS ALT	4K0900 6K1345
2.4	04/01-	EDZ	112	2429		PS ALT	4K0895 6K1345
2.7 V6 24V	04/01-	EES	149	2736		PS, MTR-CODE EES, ⇨10/2005 ALT, MTR-CODE EES, ⇨10/2005	4K0985 6K1400
<b>STRATUS</b>							
2.0 16V, 2.0 LE	12/95-	ECB, C00, 420X	96-98	1996		PS ALT	4K0895 6K1345
2.4 16V	12/95-	EDZ	103-112	2429		PS ALT	4K0900 6K1370
2.5 V6, 2.5 LX, 2.5 LX V6	12/95-	H00, EEB, 625H	120-125	2497	RR1065	PS ALT, AC	4K0975 6K1432
<b>VISION</b>							
3.5 TSi	09/93-	F01, F00	155	3518		AC, ⇨12/1994 AC, 01/1995⇨ ALT	1A1375 1A1400 6K1345
<b>VOYAGER I (ES)</b>							
2.5 i	08/84-09/95	K00	72	2501	RR1281	PS, (AC) PS AC AIRP ALT, 01/1989⇨ ALT, 01/1988⇨, ⇨12/1988 01/1989⇨	1A0838 1A1090 1A1200 1A1200 4K0975 4K1038
	08/90-09/95	K	74	2501	RR1281	PS, (AC) PS AC AIRP ALT	1A0838 1A1090 1A1200 1A1200 4K0975
2.5 TD	01/92-09/95	M00, 09B	87	2500		PS ALT	5K0790 5K1200
3.0	10/87-09/99	EFA	100-101	2972		ALT	5K1815
3.0 i	08/84-09/95	300, 6G72	108	2972		AC, 01/1993⇨ AC, ⇨12/1991 AC, 01/1992⇨, ⇨12/1992 ALT, ⇨12/1990 ALT, 01/1991⇨	1A0950 1A0960 1A0990 5K1815 6K2080
3.3	10/89-09/90	EGA	112	3301		ALT, (AC)	6K2510
3.3 i, 3.3 i AWD	08/90-09/95	EGA, R00	110-120	3301		ALT, PS, AC	6K2510
<b>VOYAGER II (GS)</b>							
2.0 i	01/95-03/01	C00	98	1995		PS ALT, AC	4K0895 6K1413
2.4 AWD	02/97-03/01	EDZ	111	2429		PS ALT, (-AC) ALT, (AC)	4K0905 6K1045 6K1420
2.4 i	01/95-03/01	B00	111	2429		PS ALT ALT, AC	4K0895 6K1045 6K1413
2.5 TD	01/95-03/01	425CLIRS/X	85	2499		WP, 01/1996⇨, ⇨12/1998 PS, ⇨12/1995 ALT, ⇨12/1995	3K0960 5K0790 5K1200



					RO-DRIVE™		ROFAN™
---	---	---	---	---	-----------	---	--------

## CHRYSLER

### VOYAGER II (GS)

						ALT, 01/1999⇒	6K2050
						ALT, PS, AC, 01/1996⇒, ⇒12/1998	7K1400
2.5 TDIC AWD	10/95-03/01	ENC	85	2499		WP	3K0960
3.3 i	01/95-03/01	R00	116	3301		ALT, PS, AC, 01/1996⇒	6K2445
						ALT, PS, 01/1996⇒	6K2510
3.8 i AWD	01/95-03/01	L00	122	3778		ALT, PS, AC	6K2445
						ALT, PS	6K2510

### VOYAGER III

2.4	02/00-	EDZ	108	2429		ALT	6K1250
2.5 CRD	02/00-	EDK, ENC	88-105	2499		PS	4K0906 ELAST
						ALT, AC	6K1420
2.8 CRD	06/04-	ENR	110	2776		PS, MTR-CODE ENR	4K0906 ELAST
						ALT	6K1420
3.3	02/00-	EGA	128	3301		ALT, PS, AC	6K2460

## CITROËN

### 2 CV

6	08/79-07/90	A06/664	20	602		ALT	1A0750
---	-------------	---------	----	-----	--	-----	--------

### AX (ZA-)

1.3 Sport	04/87-12/88	M4A	70	1294		ALT	1A0710
						ALT, AC	4K1028
					RR1012 RR1012K1		
1.4 4x4	09/86-07/92	K2A	62	1360		ALT, (-AC)	1A0710
						ALT, (AC), ⇒ORG-NO 05283	4K1020
					RR1385 RR1385K1	CA CA	
1.4 GTi	08/91-12/96	KFY(TU3FJ2)	66-74	1360		ALT	1A0710
						ALT, AC, ⇒ORG-NO 5283	4K1028
					RR1299 RR1299K1		
10	02/87-12/98	CDZ(TU9M)	37	954		ALT	1A0710
					RR1012 RR1012K1		
10, 10 E	07/86-12/98	CDY(TU9M), C1A, C3A	30-33	954		ALT	1A0710
						ALT, AC, ⇒04/1991, ⇒ORG-NO 05283	4K1028
					RR1012 RR1012K1		
11	09/86-12/97	H1B, H1A, HDZ(TU1M), HAZ(TU1CP)	40-44	1124		ALT	1A0710
						ALT, AC, ⇒04/1991, ⇒ORG-NO 05283	4K1028
					RR1012 RR1012K1		
11 4x4	06/91-07/92	H1A	40	1124		ALT	1A0710
					RR1012 RR1012K1		
14	12/86-12/89	KAY(TU3CP), K1F	44-49	1360		ALT	1A0710
						ALT, AC	4K1028
					RR1385 RR1385K1	CA CA	
	01/88-12/92	K2A, K2B	61-62	1360		ALT, (-AC)	1A0710
						ALT, (AC), ⇒ORG-NO 05283	4K1020
					RR1385 RR1385K1	CA CA	
14 D	09/88-12/97	K9A(TUD3), K9Y(TUD3Y)	37-38	1360		ALT, OE-NO 5750.F5	1A0700
						ALT, OE-NO 5750.TX	5K0690
					RR1319 RR1319K1	CA CA	
14, 14 4x4	04/87-04/97	KDY(TU3M), KDZ(TU3M/Z), KDY(TU3FM), KDX(TU3M/Z)	55	1360		ALT	1A0710
						ALT, AC	4K1028
					RR1299 RR1299K1 RR1385 RR1385K1	CA, MTR-CODE TU3F CA, MTR-CODE TU3FM CA CA, MTR-CODE TU3M	
15 D	08/94-12/97	VJZ(TUD5)	40-43	1527		ALT	5K0775
						ALT, PS	5K0962
					RR1189 RR1189K1		

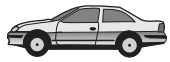
### AXEL

11	01/84-03/91	G11/631	42-45	1129		ALT	1A0635
----	-------------	---------	-------	------	--	-----	--------

### BERLINGO

1.1 i	07/96-	HDZ(TU1M), HFX(TU1JP)	44	1124		ALT, (-PS), (-AC)	1A0710
						ALT, (PS)	4K0855
						ALT, (AC)	4K0855
						ALT, (-PS), (-AC)	5K0725
						PS, (-AC), ORG-NO 09024⇒, 08/2001⇒	5K0860
						PS, (-AC), ⇒ORG-NO 09023, ⇒07/2001	5K0880
						PS, AC	5K1250





RO-DRIVE™



ROFAN™







CITROËN

**CITROËN**

BERLINGO

					RR1012 RR1012	MTR-CODE TU1M MTR-CODE TU1JP, ⇨MTR-NO 3762434	
					RR1012K1 RR1012K1	MTR-CODE TU1M MTR-CODE TU1JP, ⇨MTR-NO 3 762 434	
					RR1076 RR1076K1	MTR-CODE TU1JP, MTR-NO 3762435⇨ MTR-NO 3 762 435⇨	
1.4 bivalent, 1.4 i bivalent	11/02-	KFW(TU3JP)	48-55	1360		ALT, (-AC), MTR-CODE TU3JP ALT, (AC), ⇨ORG-NO 10562, MTR-CODE TU3JP	6K1453 6K1560
					RR1075 RR1075K1	CA CA	
1.4 i	07/96-	KFX(TU3JP), KFW(TU3JP)	55	1360		ALT, (-PS), (-AC) ALT, (PS) ALT, (AC) ALT, (-PS), (-AC) PS, (-AC), ORG-NO 09024⇨, 08/2001⇨ PS, (-AC), ⇨ORG-NO 09023, ⇨07/2001 PS, AC	1A0710 4K0855 4K0855 5K0725 5K0860 5K0880 5K1250
					RR1075 RR1075K1 RR1385 RR1385K1	CA, MTR-NO 3666766⇨ CA, MTR-NO 3666766⇨ CA, ⇨MTR-NO 3666765 CA, ⇨MTR-NO 3666765	
1.6	04/08-	NFR (TU5JP4B), NFU(TU5JP4)	66-80	1587		ALT, (AC) CA CA	6K1698
					RR1077 RR1077K3	CA CA	
1.6 16V	10/00-	NFU(TU5JP4)	80	1587		ALT, (-PS), ⇨10/2002 ALT, (PS), ⇨10/2002 PS, (-AC), 08/2001⇨, ⇨10/2002 PS, (-AC), ⇨07/2001 PS, AC, 10/2001⇨, ⇨10/2002 PS, AC, ⇨09/2001 ALT, PS, (-AC), 11/2002⇨ ALT, (AC), 11/2002⇨, ⇨ORG-NO 10562	4K0800 4K0855 5K0860 5K0884 5K1219 5K1250 6K1453 6K1560
					RR1077 RR1077K1 RR1077K3	CA CA, ⇨MTR-NO 1806404 CA, MTR-NO 1806405⇨	
1.6 HDI 110	08/05-	DV6TED4, 9HZ-DV6TED4	80	1560		ALT, (-AC) ALT, (AC)	6K0800 6K0976
					RR1058 RR1058K1	CA CA	
1.6 HDI 75	07/05-	DV6B	55	1560		ALT, (-AC), ⇨ORG-NO 10570 ALT, (-AC), ORG-NO 10571⇨ ALT, AC, ⇨ORG-NO 10570	6K1345 6K1360 6K1705
					RR1058 RR1058K1	CA CA	
1.6 HDi 75	04/08-	9HT (DV6BTED4), 9HT (DV6BUTED4)	55	1560		ALT, (-AC) ALT, (AC), ⇨ORG-NO 10570	6K1360 6K1705
					RR1058 RR1058K1	CA CA	
1.6 HDI 90	07/05-	DV6ATED4	66	1560		ALT, (-AC), ⇨ORG-NO 10570 ALT, (-AC), ORG-NO 10571⇨ ALT, AC, ⇨ORG-NO 10570	6K1345 6K1360 6K1705
					RR1058 RR1058K1	CA CA	
1.8 D	07/96-	A9A(XUD7)	43	1769		ALT, (-AC), ORG-NO 10571⇨ ALT ALT, PS, (-AC) ALT, AC, (-PS) ALT, PS, AC	6K1352 6K0730 6K1110 6K1165 6K1740
					RR1104 RR1104K1		
1.8 i	04/97-	LFX(XU7JB)	66	1761		ALT, PS, (-AC) ALT, PS, AC	6K1080 6K1660
					RR1029 RR1029K2		
1.9 D	07/96-	DJY(XUD9A), D9B(XUD9A/L)	50-51	1905		VACP ALT ALT, PS ALT, AC ALT, PS, AC	1A0650 6K0730 6K1110 6K1165 6K1740
					RR1104 RR1104K1		
	07/98-	WJZ(DW8), WJY(DW8B)	51	1868		ALT, (-PS), (-AC), MTR-CODE DW8 ALT, (-PS), (AC), MTR-CODE DW8 ALT, (PS), (-AC), ⇨ORG-NO 08374,	6K0869 6K1045 6K1390



					RO-DRIVE™		ROFAN™
---	---	---	---	---	-----------	---	--------

## CITROËN

### BERLINGO

						MTR-CODE DW8 ALT, (-AC), MTR-CODE DW8B ALT, (PS), (-AC), ORG-NO 08375⇒, MTR-CODE DW8 ALT, (AC), ORG-NO 09478⇒, MTR-CODE DW8B ALT, (AC), ⇒ORG-NO 09477, MTR-CODE DW8B ALT, (PS), (AC), MTR-CODE DW8 CA CA	<b>6K1440</b> <b>6K1440</b> <b>6K1680</b> <b>6K1740</b> <b>6K1750</b>
1.9 D 4WD, 1.9 D 70 4WD	07/98-	WJZ(DW8)	51	1868	<b>RR1140</b> <b>RR1140K1</b>	ALT, (-PS), (-AC), MTR-CODE DW8 ALT, (-PS), (AC), MTR-CODE DW8 ALT, (PS), (-AC), ⇒ORG-NO 08374, MTR-CODE DW8 ALT, (PS), (-AC), ORG-NO 08375⇒, MTR-CODE DW8 ALT, (PS), (AC), MTR-CODE DW8 CA CA	<b>6K0869</b> <b>6K1045</b> <b>6K1390</b> <b>6K1440</b> <b>6K1750</b>
1.9 D 70	04/99-	WJZ(DW8)	51	1868	<b>RR1140</b> <b>RR1140K1</b>	ALT, (-PS), (-AC), MTR-CODE DW8 ALT, (-PS), (AC), MTR-CODE DW8 ALT, (PS), (-AC), ⇒ORG-NO 08374, MTR-CODE DW8 ALT, (PS), (-AC), ORG-NO 08375⇒, MTR-CODE DW8 ALT, (PS), (AC), 11/2002⇒, MTR-CODE DW8 ALT, (PS), (AC), MTR-CODE DW8, ⇒10 /2002 CA CA	<b>6K0869</b> <b>6K1045</b> <b>6K1390</b> <b>6K1440</b> <b>6K1680</b> <b>6K1750</b>
2.0 HDI 90, 2.0 HDI 90 4WD	12/99-	RHY(DW10TD)	66	1997	<b>RR1139</b> <b>RR1139K1</b>	ALT, PS, (-AC) ALT, PS, AC CA CA, ⇒ORG-NO 08735	<b>6K1468</b> <b>6K1750</b>
2.0 Hdi, 2.0 HDI 4x4	11/02-10/05	DW10TD	66	1997	<b>RR1139</b>	ALT, (-AC) ALT, (AC) CA	<b>6K1468</b> <b>6K1740</b>

### BX

1.4	01/87-01/92	150C	52	1360	<b>RR1299</b> <b>RR1299K1</b> <b>RR1385</b> <b>RR1385K1</b>	HYDP, ORG-NO 04193⇒ HYDP, ⇒ORG-NO 04192 ALT, ORG-NO 04193⇒ ALT, ⇒ORG-NO 04192 CA, ORG-NO 05440⇒ CA, ORG-NO 05440⇒ CA, ORG-NO 04193⇒, ⇒ORG-NO 05439 CA, ORG-NO 04193⇒, ⇒ORG-NO 05439	<b>1A0710</b> <b>1A0775</b> <b>1A0800</b> <b>1A0910</b>
1.6	01/87-01/92	B6D, B6E	85	1580	<b>RR1436</b> <b>RR1436K1</b>	HYDP ALT, (-AC) ALT, (AC) CA CA	<b>1A0800</b> <b>4K0954</b> <b>4K1245</b>
1.8 D	10/85-09/93	161(XUD7)	44	1769	<b>RR1104</b> <b>RR1104K2</b>	HYDP VACP ALT ALT, AC, ORG-NO 4071⇒, ⇒ORG-NO 4356 ALT, (AUTOM) ALT, AC, ⇒ORG-NO 3857 ALT, AC, ORG-NO 4357⇒	<b>1A0625</b> <b>1A0650</b> <b>4K0698</b> <b>4K1230</b> <b>5K0710</b> <b>5K0975</b> <b>5K1230</b>
11	10/86-06/92		42	1124	<b>RR1012</b> <b>RR1012K1</b> <b>RR1012K1</b>	VACP, 05/1988⇒ VACP, ⇒05/1988 ALT, 05/1988⇒ ALT, ⇒05/1988	<b>1A0710</b> <b>1A0775</b> <b>1A0800</b> <b>1A0913</b>
14	10/88-06/92 01/89-02/93	HDZ(TU1M) K1H(TU3A), KDY(TU3M)	40 47-55	1124 1360	<b>RR1385</b> <b>RR1385K1</b>	HYDP, ORG-NO 04193⇒ ALT, ORG-NO 04193⇒ CA, MTR-CODE TU3A CA, MTR-CODE TU3A	<b>1A0715</b> <b>1A0800</b>
14, 14E	01/86-02/93	KDZ(TU3M/Z), KDY(TU3M),	45-53	1360		HYDP, ORG-NO 04193⇒ HYDP, ⇒ORG-NO 04192	<b>1A0710</b> <b>1A0775</b>





RO-DRIVE™



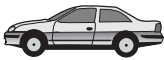





ROFAN™

**CITROËN**

BX  
↔

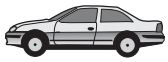
		150C, K1G				RR1299 RR1299K1 RR1385  RR1385K1	ALT, ORG-NO 04193⇒ ALT, ⇒ORG-NO 04192 CA, ORG-NO 05440⇒ CA, ORG-NO 05440⇒ CA, ORG-NO 04193⇒, ⇒ORG-NO 05439 CA, ORG-NO 04193⇒, ⇒ORG-NO 05439	1A0800 1A0910
15	10/87-05/92	B1E(XU51C)	59	1580		RR1436 RR1436K1		
16	10/82-12/92	171C, 171A, 171B, XU52C	66-68	1580		RR1029 RR1436 RR1436K1	HYDP, ⇒11/1983 HYDP, 12/1983⇒ ALT ALT, AC ORG-NO 5546⇒ ⇒ORG-NO 5545	1A0775 1A0800 4K0954 4K1245
	09/87-02/93	B1A(XU51C/K)	58	1580		RR1029K2 RR1436 RR1436K1	VACP ALT 02/1992⇒ ⇒01/1992	1A0800 4K0962
	09/88-12/94	BAZ(XU5CP), BAY(XU5CP)	55	1580		RR1029 RR1029K2 RR1436 RR1436K1	02/1992⇒ 02/1992⇒ ⇒01/1992 ⇒01/1992	
16, 16 E	03/86-12/94	BDZ(XU5M), BDY (XU5M)180Z, 171D, B1E(XU51C)	53-76	1580		RR1029 RR1029K2 RR1436 RR1436K1	HYDP ALT ALT, AC ORG-NO 5546⇒ 02/1992⇒ ⇒ORG-NO 5545 ⇒01/1992	1A0800 4K0954 4K1245
18 D	10/85-09/93	161A(XUD7)	44	1769		RR1104 RR1104K2	HYDP ALT, (-AC), (MANL) ALT, (AC), ORG-NO 04071⇒, ⇒ORG-NO 04357 ALT, (-AC), (AUTOM) ALT, (AC), ⇒ORG-NO 03857 ALT, (AC), ORG-NO 04358⇒	1A0625 4K0698 4K1230  5K0715 5K0975 5K1230
19 4x4	06/89-05/91	D2E	78	1905		RR1029 RR1436 RR1436K1	HYDP ALT, (-AC) ALT, (AC), ⇒ORG-NO 04358 ALT, (AC), ORG-NO 04358⇒ CA, ORG-NO 5546⇒ CA, ⇒ORG-NO 5545 CA, ⇒01/1992	1A0800 4K0954 4K1245 4K1272
19 D	09/83-12/94	D9B(XUD9A (U), D9A(XUD9), 162(XUD9)	47-51	1905		RR1104 RR1104K2	HYDP VACP ALT, (MANL) ALT, AC, ORG-NO 4071⇒, ⇒ORG-NO 4356 ALT, (AUTOM) ALT, AC, ⇒ORG-NO 3857 ALT, AC, ORG-NO 4357⇒	1A0625 1A0650 4K0698 4K1230  5K0710 5K0975 5K1230
19 E 4x4	04/89-02/93	D2F	80	1905		RR1029 RR1029K2 RR1436 RR1436K1	HYDP ALT, (-AC) ALT, (AC), ⇒ORG-NO 04358 ALT, (AC), ORG-NO 04358⇒ CA, ORG-NO 5546⇒ CA, 02/1992⇒ CA, ⇒ORG-NO 5545 CA, ⇒01/1992	1A0800 4K0954 4K1245 4K1272
19 GTi 16V	09/87-02/93	DFW(XU9J4), D6C(XU9J4)	108-116	1905		RR1029 RR1029K2 RR1436 RR1436K1	HYDP, ⇒ORG-NO 4223 HYDP, ORG-NO 4224⇒ ALT ALT, AC, ⇒ORG-NO 4091 ALT, AC, ORG-NO 4091⇒	1A0625 1A0650 5K0725 5K1015 5K1270
19 KAT	07/86-12/94	DFZ(XU9J1)	75	1905		RR1029 RR1029K2 RR1436 RR1436K1	02/1992⇒ 02/1992⇒ ⇒01/1992 ⇒01/1992	
19, 19 4x4	07/86-05/91	159A, D2C(XU92C),	70-80	1905			HYDP ALT	1A0800 4K0954



					RO-DRIVE™		ROFAN™
<b>CITROËN</b>							
<b>BX</b> ↘		DDZ(XU9M)			<b>RR1029</b> <b>RR1436</b> <b>RR1436K1</b>	ALT, AC ORG-NO 5546⇒ ⇒ORG-NO 5545	<b>4K1245</b>
19, 19 E, 19 GTI, 19 GTI 4x4	07/86-12/94	DKZ(XU9JA)	75-90	1905	<b>RR1029</b> <b>RR1029K2</b> <b>RR1436</b> <b>RR1436K1</b>	HYDP ALT ALT, AC ORG-NO 5546⇒ 02/1992⇒ ⇒ORG-NO 5545 ⇒01/1992	<b>1A0800</b> <b>4K0954</b> <b>4K1245</b>
TRD Turbo	03/88-12/94	AJZ(XUD7TE), A8A(XUD7TE)	66	1769	<b>RR1104</b> <b>RR1104K2</b>	HYDP VACP ALT, (MANL) ALT, AC, ORG-NO 4071⇒, ⇒ORG-NO 4356 ALT, (AUTOM) ALT, AC, ⇒ORG-NO 3857 ALT, AC, ORG-NO 4357⇒	<b>1A0625</b> <b>1A0650</b> <b>4K0698</b> <b>4K1230</b> <b>5K0710</b> <b>5K0975</b> <b>5K1230</b>
<b>C1 (PM_, PN_)</b> 1.4 HDi	06/05-	DV4D	40	1398	<b>RR1079</b> <b>RR1079K2</b>	ALT, (-AC) ALT, (AC) CA, OE-NO 0816E7 CA	<b>6K0800</b> <b>6K0962</b>
<b>C15 (VD- )</b>							
1.0	10/84-12/97	TU9, XV8	33	954	<b>RR1012K1</b>	05/1988⇒	
1.1	10/84-12/96	109K, E1A	35	1124	<b>RR1012</b> <b>RR1012K1</b>	PS ALT, 05/1988⇒, ORG-NO 4196⇒ ALT, ⇒05/1988, ⇒ORG-NO 4195 05/1988⇒, ORG-NO 4196⇒ 05/1988⇒	<b>1A0650</b> <b>1A0715</b> <b>1A0913</b>
1.1 i	07/88-12/96	HDZ(TU1M)	44	1124	<b>RR1012</b> <b>RR1012K1</b>	PS ALT	<b>1A0650</b> <b>1A0715</b>
1.4 E	07/87-12/96	K3A	40	1360	<b>RR1299K1</b> <b>RR1385K1</b>	01/1992⇒ 05/1988⇒, ⇒12/1991	
1.4 i	05/91-12/96	KDY(TU3M), KDY(TU3FM)	55	1360	<b>RR1299</b> <b>RR1299K1</b> <b>RR1385</b> <b>RR1385K1</b>	PS ALT CA, ORG-NO 04196⇒, MTR-CODE TU3FM CA, MTR-CODE TU3FM, ORG-NO 04196⇒ CA, MTR-CODE TU3M, ORG-NO 04196⇒ CA, MTR-CODE TU3M, ORG-NO 04196⇒	<b>1A0650</b> <b>1A0715</b>
1.4, 1.4 E	05/87-12/96	K1H(TU3A), 150D(XY7)	44-49	1360	<b>RR1385</b> <b>RR1385K1</b>	PS ALT, 05/1988⇒, ORG-NO 4196⇒ ALT, ⇒05/1988, ⇒ORG-NO 4195 CA, ORG-NO 04196⇒ CA, ORG-NO 04196⇒	<b>1A0650</b> <b>1A0715</b> <b>1A0913</b>
1.8 D	07/86-12/00	161A(XUD7)	44	1769	<b>RR1104</b> <b>RR1104K1</b> <b>RR1104K2</b>	VACP ALT 03/1994⇒ ⇒12/1993	<b>1A0650</b> <b>4K0698</b>
1.9 D	12/00-12/05		44	1868	<b>RR1140</b> <b>RR1140K1</b>	ALT, MTR-CODE DW8B MTR-CODE DW8B MTR-CODE DW8B, ⇒ORG-NO 10461	<b>6K0745</b>
<b>C2 (JM_)</b>							
1.1	09/03-	HFX(TU1JP)	44	1124	<b>RR1076</b> <b>RR1076K1</b>	ALT, (-AC) ALT, (AC), ORG-NO 09885⇒ ALT, (AC), ⇒ORG-NO 09884 MTR-CODE TU1JP, TU1A MTR-CODE TU1JP, TU1A	<b>6K0730</b> <b>6K1050</b> <b>6K1125</b>
1.4	09/03-	KFV(TU3JP)	54	1360	<b>RR1075</b> <b>RR1075K1</b>	ALT, (-AC) ALT, (AC), ORG-NO 09885⇒ ALT, (AC), ⇒ORG-NO 09884	<b>6K0730</b> <b>6K1050</b> <b>6K1125</b>
1.4 16V	06/06-	KFU(ET3J4)	65	1360	<b>RR1052</b> <b>RR1052K1</b>	ALT MTR-CODE ET3J4 MTR-CODE ET3J4	<b>6K1030</b>
1.4 HDi	09/03-	8HX(DV4TD)	50	1398		ALT, (-AC), ORG-NO 10539⇒, ⇒ORG-NO 11073	<b>6K0780 ELAST</b>







RO-DRIVE™









ROFAN™

CITROËN

**CITROËN**

C2 (JM.)						
						ALT, (-AC), ⇨ORG-NO 10426, ORG-NO 11074⇨ <b>6K0800</b> ALT, (AC), ORG-NO 11074⇨ <b>6K0976</b> ALT, (AC), ORG-NO 10539⇨, ⇨ORG-NO 11073 <b>6K1090 ELAST</b>
					<b>RR1079</b> <b>RR1079K2</b>	CA CA
1.6	09/03-	NFU(TU5JP4)	80	1587		ALT, (-AC) <b>6K0730</b> ALT, (AC), ORG-NO 09885⇨ <b>6K1050</b> ALT, (AC), ⇨ORG-NO 09884 <b>6K1125</b>
					<b>RR1077</b> <b>RR1077K3</b>	CA CA, MTR-CODE TU5JP4
1.6 HDi	09/05-	9HZ-DV6TED4	80	1560		ALT, (-AC) <b>6K0800</b> ALT, (AC) <b>6K0976</b>
					<b>RR1058</b> <b>RR1058K1</b>	CA CA
1.6 VTS	01/05-	NFS(TU5JP4S)	90	1587		ALT, (-AC) <b>6K0730</b> ALT, (AC) <b>6K1050</b>
					<b>RR1077</b> <b>RR1077K3</b>	CA CA
C25 (280_, 290_)						
1.8 E	07/87-02/94	169(XM7T)	51	1796		WP <b>1A0888</b> ALT <b>1A0925</b>
1.9 D	07/87-02/94	D9B(XUD9A/U)	51	1905		VACP <b>1A0625</b>
					<b>RR1104</b> <b>RR1104K2</b>	
2.0, 2.0 E	09/81-02/94	170B(XN1T), 170A(XN1T), 170C(XN1T)	58-62	1971		WP <b>1A0888</b> ALT <b>1A0925</b>
2.5 D Turbo	08/87-02/94	CRD93LS(U25-673)	70	2500		VACP <b>1A0600</b> ALT <b>1A0700</b> PS <b>1A0800</b> WP, 2X <b>1A0825</b>
					<b>RR1327</b> <b>RR1327K1</b> <b>RR1354</b> <b>RR1354K1</b>	INJP INJP
2.5 D, 2.5 D 4x4	10/85-02/94	CRD93L(U25-661)	54	2500		VACP <b>1A0600</b> HYDP <b>1A0625</b> HYDP, (AUTOM) <b>1A0666</b> ALT <b>1A0700</b> PS <b>1A0800</b> WP, 2X <b>1A0825</b> AC <b>1A0838</b>
					<b>RR1327</b> <b>RR1327K1</b> <b>RR1354</b> <b>RR1354K1</b>	INJP INJP
C3						
1.1 i	02/02-	HFX(TU1JP)	44	1124		ALT, (-AC) <b>6K0730</b> ALT, (AC), ORG-NO 09885⇨ <b>6K1050</b> ALT, (AC), ⇨ORG-NO 09884 <b>6K1125</b>
					<b>RR1076</b> <b>RR1076K1</b>	
1.4 16V	12/03-	KFU(ET3J4)	65	1360		ALT, (-AC) <b>6K0730</b> ALT, (START/STOP) <b>6K1030</b> ALT, (AC), ORG-NO 09885⇨ <b>6K1050</b> ALT, (AC), ⇨ORG-NO 09884 <b>6K1125</b>
					<b>RR1052</b> <b>RR1052K1</b>	
1.4 16V HDi	02/02-	8HY (DV4TED4)	66	1398		ALT, (-AC) <b>6K0800</b> ALT, (AC) <b>6K0976</b>
1.4 HDi	02/02-	8HX(DV4TD)	50	1398		ALT, (-AC), ORG-NO 10678⇨ <b>6K0780 ELAST</b> ALT, (-AC), ⇨ORG-NO 10677 <b>6K0800</b> ALT, (AC), ⇨ORG-NO 10677 <b>6K0976</b> ALT, (AC), ORG-NO 10678⇨ <b>6K1090 ELAST</b>
					<b>RR1079</b> <b>RR1079K2</b>	CA CA
1.4, 1.4 i	02/02-	KFV(TU3JP)	54	1360		ALT, (-AC) <b>6K0730</b> ALT, (AC), ORG-NO 09885⇨ <b>6K1050</b> ALT, (AC), ⇨ORG-NO 09884 <b>6K1125</b>
					<b>RR1075</b> <b>RR1075K1</b>	
1.6 16V HDi	09/05-	9HX (DV6ATED4)	66-80	1560		ALT, (-AC), ORG-NO 10678⇨ <b>6K0780 ELAST</b> ALT, (-AC), ⇨ORG-NO 10677 <b>6K0800</b> ALT, (AC), ⇨ORG-NO 10677 <b>6K0976</b> ALT, (AC), ORG-NO 10678⇨ <b>6K1090 ELAST</b> CA, MTR-CODE DV6ATED4
					<b>RR1058</b>	



					RO-DRIVE™		ROFAN™
---	---	---	---	---	-----------	---	--------

## CITROËN

C3							
1.6 HDi	02/09-	9HZ-DV6TED4	80	1560	RR1058K1	CA, MTR-CODE DV6ATED4	6K0800 6K0976
					RR1058 RR1058K1	ALT, (-AC) ALT, (AC) CA CA	
1.6, 1.6 16V	02/02-	NFU(TU5JP4)	80	1587	RR1077 RR1077K1 RR1077K3	ALT, (-AC) ALT, (AC), ORG-NO 09885⇒ ALT, (AC), ⇒ORG-NO 09884 CA CA, MTR-CODE TU5JP4, ⇒MTR-NO 1806404 CA, MTR-CODE TU5JP4, MTR-NO 1806405⇒	6K0730 6K1050 6K1125
C4							
1.4 16V	11/04-	KFU(ET3J4)	65	1360	RR1052 RR1052K1	ALT, (-AC) ALT, AC, 80 A, 90 A ALT, AC, 120 A	6K0730 6K1050 6K1070
1.6 HDi	11/04-	9HZ-DV6TED4, 9HY (DV6TED4)	80	1560	RR1058 RR1058K1	ALT, (-AC), ORG-NO 10556⇒, 10 /2005⇒, ⇒ORG-NO 11073, ⇒02/2007 ALT, (-AC), ⇒ORG-NO 10555, ⇒09 /2005 ALT, (AC), ⇒ORG-NO 10555, ⇒09/2005 ALT, AC, ORG-NO 10556⇒, 10/2005⇒, ⇒ORG-NO 11073, ⇒02/2007 CA, MTR-CODE DV6TED4 CA, MTR-CODE DV6TED4	6K0780 ELAST 6K0800 6K0976 6K1090 ELAST
		9HX (DV6ATED4)	66	1560	RR1058 RR1058K1	ALT, (-AC), ORG-NO 10556⇒, 10 /2005⇒, ⇒ORG-NO 11073, ⇒02/2007 ALT, (-AC), ⇒ORG-NO 10555, ⇒09 /2005 ALT, (AC), ⇒ORG-NO 10555, ⇒09/2005 ALT, (AC), ORG-NO 10556⇒, 10 /2005⇒, ⇒ORG-NO 11073, ⇒02/2007 CA, MTR-CODE DV6ATED4 CA, MTR-CODE DV6ATED4	6K0780 ELAST 6K0800 6K0976 6K1090 ELAST
1.6, 1.6 16V Bio-Flex	11/04-	NFU(TU5JP4)	80	1587	RR1077 RR1077K3	ALT, (-AC) ALT, (AC), 80 A ALT, (AC), 120 A MTR-CODE TU5JP4, CA MTR-CODE TU5JP4, CA	6K0730 6K1050 6K1070
2.0 16V	11/04-	RFN(EW10J4)	100	1997	RR1126 RR1126K1	ALT, (AC)	6K1705
		EW10A, RFJ-EW10A	103	1997	RR1045	ALT MTR-CODE EW10A	6K1000
		RFK (EW10J4S), EW10J4S	130	1997	RR1045	ALT, PS, (-AC) ALT, PS, AC CA, MTR-CODE EW10J4S	6K1185 6K1705
2.0 HDi	11/04-	DW10BTED4, RHR (DW10BTED4)	100	1997	RR1059 RR1059K1	ALT, AC, MTR-CODE DW10BTED4 CA, MTR-CODE DW10BTED4 CA, MTR-CODE DW10BTED4	6K1217
	07/08-		103	1997		ALT, MTR-CODE DW10CTED4	6K1240
C4 Grand Picasso (UA_)							
1.6 HDi	10/06-	9HY (DV6TED4), 9HZ-DV6TED4	80	1560	RR1058 RR1058K1	ALT, (-AC) ALT, (-AC), (FAP) ALT, (AC), ORG-NO 10949⇒ ALT, (AC), ⇒ORG-NO 10948 CA, MTR-CODE DV6TED4 CA, MTR-CODE DV6TED4	6K0780 ELAST 6K0800 6K0976 6K1090 ELAST
1.8 i 16V	10/06-	6FY-EW7A	92	1749	RR1045	CA	6K1000
2.0 HDi	10/06-	RHJ- DW10BTED4, RHR (DW10BTED4)	100	1997	RR1059 RR1059K1	ALT, AC, MTR-CODE DW10BTED4 CA, MTR-CODE DW10BTED4 CA, MTR-CODE DW10BTED4	6K1217
2.0 i 16V	10/06-	RFJ-EW10A	103	1997	RR1045	ALT CA	6K1000
C4 Picasso (UD_)							
1.6 HDi	02/07-	9HY (DV6TED4), 9HZ-DV6TED4	80	1560	RR1058 RR1058K1	ALT, (-AC) ALT, (-AC), (FAP) ALT, (AC), ORG-NO 10949⇒ ALT, (AC), ⇒ORG-NO 10948 CA, MTR-CODE DV6TED4 CA, MTR-CODE DV6TED4	6K0780 ELAST 6K0800 6K0976 6K1090 ELAST
1.8 i 16V	02/07-	6FY-EW7A	92	1749	RR1045	MTR-CODE EW7A	
2.0 HDi	02/07-	RHR	100	1997		ALT, AC, MTR-CODE DW10BTED4	6K1217





RO-DRIVE™



ROFAN™

CITROËN

**CITROËN**

**C4 Picasso (UD\_)**

		(DW10BTED4), RHJ- DW10BTED4				RR1059 RR1059K1	ALT, MTR-CODE DW10CTED4 CA, MTR-CODE DW10BTED4 CA, MTR-CODE DW10BTED4	6K1240
2.0 i 16V	02/07-	RFJ-EW10A	103	1997		RR1045	MTR-CODE EW10A	

**C5**

1.6 HDi	09/04-	DV6TED4, 9HY (DV6TED4)	80	1560		RR1058 RR1058K1	ALT CA CA	6K1705
1.8 16V	03/01-	6FZ(EW7J4)	85	1749		RR1126 RR1126K1	ALT, (-AC) ALT, PS, AC	6K1190 6K1705
	09/05-	6FY-EW7A	92	1749		RR1045	MTR-CODE EW7A ALT CA	6K1000
2.0 16V	06/01-08/04	RFN(EW10J4)	100	1997		RR1126 RR1126K1	ALT, PS, (-AC) ALT, PS, AC MTR-CODE EW10J4 MTR-CODE EW10J4	6K1185 6K1705
	09/04-	RFJ-EW10A, EW10A	103	1997		RR1045	ALT CA, MTR-CODE EW10A	6K1000
2.0 16V HPI	03/01-08/04	RLZ(EW10D)	103	1997			ALT, PS, (-AC) ALT, PS, AC	6K1185 6K1705
2.0 HDi	06/01-08/04	RHZ (DW10ATED), RHS (DW10ATED)	66-79	1997		RR1139 RR1139K1	ALT, PS ALT, PS, AC, (SANDEN), MTR-NO 09338⇒ ALT, PS, AC, (DELPHI) CA, MTR-CODE DW10ATED CA, MTR-CODE DW10ATED, ⇒ORG-NO 08756	6K1453 6K1743 6K1750
	09/04-	DW10BTED4, RHR (DW10BTED4)	100	1997		RR1059 RR1059K1	ALT, AC	6K1217
	03/01-08/04	RHZ (DW10ATED), RHS (DW10ATED)	79-80	1997		RR1139 RR1139K1	ALT, (-AC) ALT, (AC), ⇒ORG-NO 09337 ALT, (AC), ORG-NO 09338⇒ ALT, (AC), OE-NO 5750Z7 CA CA, ⇒ORG-NO 08756	6K1453 6K1740 6K1743 6K1750
	02/08-	DW10BTED4	100	1997		RR1059 RR1059K1	ALT, MTR-CODE DW10BTED4 ALT, MTR-CODE DW10CTED4 CA, MTR-CODE DW10BTED4 CA, MTR-CODE DW10BTED4	6K1217 6K1240
2.2 HDi	03/01-08/04	4HX (DW12TED4 /FAP)	98	2179		RR1099 RR1099K1	ALT, PS ALT, PS, AC, (SANDEN) ALT, PS, AC, (DELPHI) CA, MTR-CODE DW12TED4 CA, MTR-CODE DW12TED4, ⇒ORG-NO 10010	6K1453 6K1740 6K1750
2.7 HDi	02/08-	DT17ED4, UHZ (DT17BTED4)	150	2720			ALT	6K1885
3.0 Carlsson	09/03-08/04		173	2946		RR1451	ALT, AC	6K1590
3.0 V6	03/01-	XFX(ES9J4S), XFV(ES9A)	152	2946		RR1451	ALT, AC	6K1590
	02/08-	XFU(ES9A)	155	2946		RR1451	ALT CA	6K1590

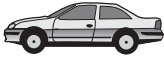





**C6 (TD\_)**

2.7 HDi	09/05-	DT17ED4	150	2720			ALT	6K1885
3.0 V6	09/05-	ES9J4S	155	2946		RR1451	ALT, AC	6K1590

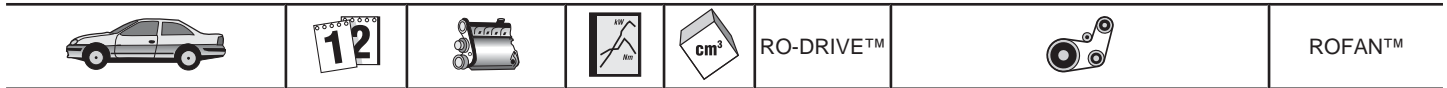
**C8 (EA\_, EB\_)**

2.0 HDi	07/02-	RHW (DW10ATED4), RHM (DW10ATED4), RHT (DW10ATED4)	79	1997		RR1079 RR1079K1	ALT	6K1743
	03/06-	RHR (DW10BTED4)	100	1997		RR1059 RR1059K1	ALT, AC	6K1217
	02/07-	RHK (DW10UTED4)	88	1997		RR1059	ALT CA	6K1217
2.0, 2.0 16V	07/02-	RFN(EW10J4), RFJ-EW10A	100-103	1997		RR1120 RR1126	ALT, AC, MTR-CODE EW10A ALT, PS, AC, MTR-CODE EW10J4 MTR-CODE EW10A MTR-CODE EW10J4	6K1000 6K1705



					RO-DRIVE™		ROFAN™
<b>CITROËN</b>							
<b>C8 (EA_, EB_) ↩</b>							
2.2	07/02-	3FZ(EW12J4)	116	2230	RR1126K1	MTR-CODE EW10J4 ALT, PS ALT, AC, PS	6K1185 6K1705
					RR1126 RR1126K1		
2.2 HDi	07/02-	4HW (DW12TED4)	94	2179	RR1099 RR1099K1	ALT ⇨ORG-NO 10010	6K1743
3.0 V6	07/02-	XFJ(ES9J4S)	150	2946	RR1451	ALT, AC	6K1590
<b>C-CROSSER (EP_)</b>							
2.2 HDi	02/07-		115	2179		ALT	6K1743
<b>CX II</b>							
20	08/85-08/86	829A5	78	1995		HYDP AIRC AC ALT ALT, (AC)	1A0600 1A0675 1A0913 1A1000 1A1150
					RR1296		
20 RE	08/85-12/92	829A5	78	1995		HYDP AIRC AC ALT ALT, (AC) CA	1A0600 1A0675 1A0913 1A1000 1A1150
					RR1296		
22 TRS	07/85-12/92	J6TA500	83	2165		HYDP AC ALT ALT, (AC)	1A0600 1A0913 1A1000 1A1150
					RR1295 RR1295K1	01/1991⇨	
25 D, 25 D Turbo, 25 D Turbo 2	08/85-12/92	M25-648, M25-660, M25-669	54-88	2500		HYDP HYDP, (AUTOM) ALT WP, 2X AC	1A0625 1A0666 1A0700 1A0825 1A0838
					RR1327 RR1327K1 RR1354 RR1354K1	INJP INJP	
25 Gti, 25 Gti Turbo 2, 25 i, 25 TRI	05/86-12/92	M25-659, M25-662, M25-667, M25-668	89-122	2500		HYDP HYDP, (AUTOM) ALT WP, 2X AC	1A0625 1A0666 1A0700 1A0825 1A0838
<b>EVASION (22, U6)</b>							
1.8	05/97-07/02	LFZ(XU7JP)	73	1761		ALT, (VALEOA11V123), (VALEOA11V149) ALT, (VALEOA13V151), (VALEOA13V171), (MITSUA0) ALT, AC	6K1070 6K1080 6K1660
					RR1029 RR1029K2		
1.9 TD	11/94-07/02	DHX(XUD9TF /BTF), D8B(XUD9TF)	66	1905		VACP ALT ALT, AC	1A0650 6K1110 6K1733
					RR1104 RR1104K1		
	10/95-12/98	D8B(XUD9TF)	68	1905		ALT, (-AC) ALT, (AC) CA CA	6K1110 6K1740
					RR1104 RR1104K1		
2.0 16V	05/98-04/00	RFV(XU10J4R)	97	1998			
					RR1157 RR1157K1		
	05/00-07/02	RFN(EW10J4)	100	1997			
					RR1126 RR1126K1		
2.0 HDI	08/99-07/02	RHZ (DW10ATED)	80	1997		ALT, PS, (-AC) ALT, PS, AC, (SANDEN) ALT, PS, AC, (DELPHI) CA, MTR-CODE DW10ATED4 CA, MTR-CODE DW10ATED4 CA, MTR-CODE DW10ATED CA, MTR-CODE DW10ATED, ⇨ORG-NO 08560	6K1468 6K1740 6K1750
					RR1079 RR1079K1 RR1139 RR1139K1		
2.0 HDI 16V	09/99-07/02	RHW (DW10ATED4)	80	1997		ALT, (-AC) ALT, (AC), (SANDEN) ALT, (AC), (DELPHI) CA	6K1468 6K1740 6K1750
					RR1079		

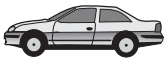









CITROËN

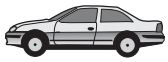
CITROËN							
EVASION (22, U6)							
2.0 TD	05/97-07/02		68	1998	RR1079K1	CA ALT ALT, AC	6K1110 6K1733
					RR1104 RR1104K1	CA CA	
2.0, 2.0 Turbo C.T.	06/94-07/02	RFU(XU10J2 /C), RGX (XU10J2TE)	89-108	1998		HYDP ALT, 70 A ALT, 80 A, 90 A ALT, AC	1A1025 6K1070 6K1080 6K1660
					RR1029 RR1029K2		
2.1 TD	05/96-07/02	P8C (XUD11BTE)	80	2088		ALT ALT, AC	6K1110 6K1740
					RR1282 RR1282K1		
GS							
A 1.3	09/79-07/86	G13/646, G13/625	48	1299		ALT, ⇨12/1982 ALT, 12/1982⇨	1A0613 1A0635
JUMPER							
1.9 D	07/99-04/02	DJY(XUD9A)	50	1905		ALT, (-AC) ALT, (AC)	6K0730 6K1153
					RR1104 RR1104K1	CA CA, MTR-CODE DJY	
1.9 D, 1.9 TD	02/94-04/02	D9B(XUD9A /U),	51-68	1905		VACP PS, ⇨12/1996 PS, 12/1996⇨	1A0650 1A0710 4K0755
					RR1104 RR1104K1	ALT ALT, AC	6K0730 6K1153
		D9B(XUD9A/U)	51-68	1905		ALT, (AC), 80 A	6K1145
1.9 TD	08/94-04/02	D8C (XUD9UTF), DHX(XUD9TF /BTF)	66-68	1905		VACP ALT ALT, PS ALT, AC ALT, PS, AC	1A0650 4K0698 6K1130 6K1153 6K1705
	03/94-04/02	D8C (XUD9UTF), DHX(XUD9TF /BTF)	66-68	1905		PS, ⇨12/1996 PS, 12/1996⇨ ALT, (-AC) ALT, (AC), 80 A	1A0715 4K0755 6K0730 6K1145
					RR1104 RR1104K1	CA CA	
2.0	03/94-04/02	RFW (XU10J2U)	80	1998		PS, ⇨12/1996 PS, 01/1997⇨ ALT ALT, AC	1A0715 4K0755 6K0698 6K1100
					RR1213		
2.0 HDi	11/01-	DW10UTD	62	1997		PS ALT, (-AC), 06/2004⇨ ALT, AC ALT, PS, (-AC), ⇨05/2004	4K0755 6K0875 6K1185 6K1468
					RR1139 RR1139K1		
2.0, 2.0 4x4	02/94-04/02	RFW (XU10J2U)	80	1998		PS ALT ALT, AC	1A0715 6K0698 6K1100
					RR1213		
2.0, 2.0 bivalent	04/02-	XU10J2	81	1998		PS ALT, (-AC) ALT, (AC) CA	4K0755 6K0698 6K1100
					RR1213		
2.2 HDi 100	04/06-		74-88	2198		ALT, (-AC) ALT, (AC)	6K0875 6K1675
2.2 Hdi, 2.2 Hdi 16V	04/02-	DW12TED	74	2179		PS ALT, (-AC), 06/2004⇨ ALT, AC ALT, PS, (-AC), ⇨05/2004	4K0755 6K0875 6K1185 6K1468
2.5 D	03/94-04/02	T9A(DJ5)	63	2446		WP, ⇨05/1996 ALT, (-PS) AC ALT, PS	4K0866 6K0800 6K0915 6K1015
					RR1038 RR1038K1		
2.5 D 4x4	08/96-04/02	T9A(DJ5)	63	2446		ALT, (-PS) AC ALT, PS	6K0800 6K0915 6K1015
					RR1038 RR1038K1		



					RO-DRIVE™		ROFAN™
<b>CITROËN</b>							
<b>JUMPER</b>							
↪ 2.5 DT 4x4	10/96-08/97		76	2446		WP ALT, (-PS) AC ALT, (PS) CA CA	3K0945 6K0800 6K0915 6K1010
					RR1038 RR1038K1		
2.5 TD	03/94-04/02	T8A(DJ5T)	76	2446		WP, 06/1996⇒ WP, ⇒05/1996 ALT, (-PS) AC ALT, PS	3K0945 4K0945 6K0800 6K0915 6K1015
					RR1038 RR1038K1		
2.5 TD 4x4	08/96-04/02	T8A(DJ5T)	76	2446		WP, 06/1996⇒ ALT, (-PS) AC ALT, PS	3K0945 6K0800 6K0915 6K1015
					RR1038 RR1038K1		
2.5 Tdi, 2.5 Tdi 4x4	12/96-04/02	THX(DJ5TED)	79	2446		WP ALT, (-PS) AC ALT, PS	3K0945 6K0800 6K0915 6K1015
2.8 HDi	05/04-	8140.43N	107	2798		AC ALT, PS, (MANL) ALT, PS, (AUTOM) CA	5K1100 6K0948 6K0995
					RR1102		
2.8 HDi 4x4	02/02-06/06	F28TDCR	94	2798		ALT, (MANL) ALT, (AUTOM) CA CA	6K0948 6K0995
					RR1452 RR1452K1		
2.8 Hdi, 2.8 Hdi 4x4	09/00-04/02	8140.43S	94	2798		RR1452 RR1452K1	
2.8 Hdi, 2.8 HDI 4x4	04/02-	8140.43S	94	2798		AC ALT, PS, (MANL) ALT, PS, (AUTOM) CA CA	5K1100 6K0948 6K0995
					RR1452 RR1452K1		
3.0 HDi 160	09/06-		115	2999		ALT	6K1165
<b>JUMPY</b>							
1.6	10/95-	220A2.000, 1580SPI	58	1581		PS ALT, (AC) ALT AC	1A0675 4K0900 6K0890 6K0923
					RR1386 RR1386K1		
1.6 HDi 90	01/07-		66	1560		ALT, (-AC) ALT, (AC) CA CA	6K1360 6K1705
					RR1058 RR1058K1		
1.6 i	10/95-	220A2.000, 1580SPI	58	1581		RR1386 RR1386K1	
1.9 D 70	04/98-	WJZ(DW8)	51	1868		ALT, (-PS), (-AC), MTR-CODE DW8 ALT, (-PS), (AC), MTR-CODE DW8 ALT, (PS), (-AC), ⇒ORG-NO 08374, MTR-CODE DW8 ALT, (PS), (-AC), ORG-NO 08375⇒, MTR-CODE DW8 ALT, (PS), (AC), MTR-CODE DW8 CA CA	6K0869 6K1045 6K1390 6K1440 6K1750
					RR1140 RR1140K1		
1.9 D, 1.9 TD	10/95-	D9B(XUD9A /U), D8B(XUD9TF)	51-68	1905		VACP ALT ALT, PS ALT, AC ALT, PS, AC	1A0650 6K0730 6K1110 6K1165 6K1740
					RR1104 RR1104K1		
1.9 TD	10/95-	D8B(XUD9TF), DHX(XUD9TF /BTF)	66-68	1905		VACP ALT, (-PS), (-AC) ALT, PS, (-AC) ALT, AC, (-PS) ALT, PS, AC	1A0650 6K0730 6K1110 6K1165 6K1740
					RR1104 RR1104K1		
2.0 HDi 110	03/00-	RHZ (DW10ATED)	80	1997		ALT, PS, (-AC) ALT, PS, (AC) CA, MTR-CODE DW10ATED4	6K1468 6K1750
					RR1079		







RO-DRIVE™









ROFAN™

**CITROËN**

JUMPY  
↔

2.0 HdI 120	01/07-	RHK (DW10UTED4)	88-100	1997	RR1079K1 RR1139 RR1139K1 RR1139K1	CA, MTR-CODE DW10ATED4, ⇒ORG-NO 10010 CA, MTR-CODE DW10ATED, DW10BTED CA, MTR-CODE DW10ATED, DW10BTED W3, ⇒ORG-NO 08560 CA, MTR-CODE DW10BTED W4, ⇒ORG-NO 09867, ORG-NO 09868⇒	
2.0 HdI 95	10/99-	RHX (DW10BTED)	69	1997	RR1059 RR1059K1 RR1079 RR1079K1 RR1139 RR1139K1 RR1139K1	ALT, AC MTR-CODE DW10BTED4 FAP MTR-CODE DW10BTED4 FAP ALT, (-AC) ALT, (AC) CA, MTR-CODE DW10ATED4 CA, MTR-CODE DW10ATED4, ⇒ORG-NO 10010 CA, MTR-CODE DW10ATED, DW10BTED CA, MTR-CODE DW10ATED, ⇒ORG-NO 08560 CA, MTR-CODE DW10BTED, ORG-NO 09868⇒	6K1217 6K1468 6K1750
2.0 i	01/07-	RFH(EW10A)	103	1997	RR1045	ALT, AC MTR-CODE EW10A	6K1000
2.0, 2.0 i 16V	0/00-	RFN(EW10J4)	100-102	1997	RR1126 RR1126K1	ALT, (-AC) ALT, (AC) CA CA, MTR-CODE RFN	6K1190 6K1705
<b>LNA</b> 0.6	11/78-07/86	V06644, V06630	26	652		ALT	1A0775
<b>NEMO</b> 1.4	02/08-		54	1360	RR1075 RR1075K1	ALT, (-AC) CA CA	6K1225
1.4 HdI	02/08-		50	1399	RR1079 RR1079K2	ALT, (-AC) CA CA	6K1360
<b>SAXO (S0, S1)</b> 1.0 X	05/96-11/98	CDZ(TU9M)	33	954	RR1012 RR1012K1 RR1076	ALT ALT ⇒MTR-NO 3762433 MTR-NO 3762434⇒	1A0710 5K0725
1.1 X,SX	05/96-09/03	HDZ(TU1M), HFX(TU1JP)	40-44	1124	RR1012 RR1012K1 RR1076 RR1076K1	ALT, 70 A ALT, 80 A ⇒MTR-NO 3762434 ⇒MTR-NO 3 762 434 MTR-NO 3762435⇒ MTR-NO 3 762 435⇒	1A0710 5K0725
1.4 VTS	05/96-06/03	KFX(TU3JP), KFW(TU3JP)	55	1360	RR1075 RR1075K1 RR1385 RR1385K1	ALT ALT CA, MTR-NO 3666766⇒ CA, MTR-NO 3666766⇒ CA, ⇒MTR-NO 3666765 CA, ⇒MTR-NO 3666765	1A0710 5K0725
1.5 D	09/96-09/03	VJY(TUD5), VJZ(TUD5)	40-42	1527	RR1189 RR1189K1	ALT ALT, PS CA CA, MTR-CODE TUD5	5K0775 5K0962
1.6	02/96-06/03	NFZ(TU5JP)	66	1587	RR1299 RR1299K1	ALT, (XSARA I), MTR-CODE TU5JP PS, (-AC), ⇒ORG-NO 07832, (XSARA I), MTR-CODE TU5JP PS, (AC), (XSARA I), MTR-CODE TU5JP ALT, (-AC), (XSARA II), MTR-CODE TU ALT, (AC), ORG-NO 09156⇒, (XSARA II), MTR-CODE TU CA CA	4K0860 5K0880 5K1255 6K1453 6K1560
1.6 VTL,VTR	05/96-06/03	NFZ(TU5JP)	65	1587	RR1299 RR1299K1	ALT	5K0725
1.6 VTS	02/01-04/04	NFT	72-74	1587	RR1299 RR1299K1	ALT, (-AC)	5K0725
	02/96-04/04	NFX(TU5JP4)	87-88	1587		ALT, (-AC) ALT, (AC)	5K0775 5K1054



					RO-DRIVE™		ROFAN™
---	---	---	---	---	-----------	---	--------

## CITROËN

SAXO (S0, S1)

					RR1077 RR1077K2	CA CA	
--	--	--	--	--	--------------------	----------	--

VISA

0.6	09/78-03/91	V06/665, V06644, V06630	24-25	652		ALT, WP	1A0775
1.0	09/84-06/88		33	954		ALT	1A0913
11 E	09/78-03/91	109/5, 109K, 109/5F	35-42	1124		ALT	1A0913
14, 14 GT	07/84-03/91	150D(XY7), 150B(XY8)	44-58	1360		ALT	1A0913
16 GTI	01/85-06/86	180A(XU5J)	76	1580	RR1436 RR1436K1	ALT	4K0698
	06/86-03/91	B6D	83	1580	RR1436	ALT	4K0698
17 D	04/84-03/91	161A(XUD7)	44	1769	RR1104 RR1104K2	VACP ALT	1A0650 4K0698

XANTIA (X1)

1.6 i	03/93-01/98	BFZ(XU5JP)	65	1580	RR1029 RR1029K2	ALT	6K1080
1.8 i	03/93-01/98	LFZ(XU7JP)	74	1761	RR1029 RR1029K2	ALT, PS, (-AC) ALT, PS, AC	6K1080 6K1660
	04/97-01/98	LFY(XU7JB)	66	1761	RR1029K2	ALT ALT, AC	6K1080 6K1660
1.8 i 16V	06/95-01/98	LFY(XU7JP4)	81	1761	RR1157 RR1157K1 RR1157K2	ALT ALT, AC ⇒ORG-NO 8469 ORG-NO 8470⇒	6K1080 6K1660
1.9 SD	02/96-01/98	DHW (XUD9SD)	55	1905	RR1104 RR1104K1	ALT, (-AC), 07/1995⇒, ORG-NO 6809⇒ ALT, (AC), ⇒ORG-NO 07358, (SANDEN) ALT, (AC), ORG-NO 06809⇒, (SANDEN) ALT, (AC), ORG-NO 06809⇒, (HARRISSON)	6K1100 6K1698 6K1725 6K1740
1.9 Turbo D	06/94-01/98	DJZ(XUD9Y), D9B(XUD9A /L), DHX(XUD9TF /BTF), DHY(XUD9TE /Y)	50-66	1905	RR1104 RR1104K1	ALT, (-AC), 07/1995⇒, ORG-NO 6809⇒ ALT, (-AC), ⇒06/1995, ⇒ORG-NO 6808 ALT, (AC), ⇒ORG-NO 07358, (SANDEN) ALT, (AC), ORG-NO 06809⇒, (SANDEN) ALT, (AC), ORG-NO 06809⇒, (HARRISSON)	6K1100 6K1130 6K1698 6K1725 6K1740
	06/95-01/98	D8B(XUD9TF), DHY(XUD9TE /Y), DHX(XUD9TF /BTF)	66	1905	RR1104 RR1104K1	VACP ALT ALT, 07/1995⇒ ALT, ⇒06/1995 ALT, AC, ⇒06/1995 ALT, AC, 07/1996⇒	1A0650 4K0698 6K1100 6K1130 6K1698 6K1725
2.0 i	06/95-01/98	RFX(XU10J2C)	89	1998	RR1029 RR1029K2	ALT ALT, AC	6K1080 6K1660
2.0 i 16V	06/94-01/98	RFT(XU10J4 /Z), RFY(XU10J4 /Z)	110-112	1998	RR1214	ALT ALT, PS, (-AC), 70 A, 80 A ALT, PS, (-AC), 90 A ALT, AC, (-PS) ALT, PS, AC	6K0698 6K1060 6K1075 6K1100 6K1653
	06/95-01/98	RFV(XU10J4R)	97	1998	RR1157 RR1157K1	ALT, (-AC) ALT, (AC)	6K1200 6K1653
2.0 Turbo	06/95-01/98	RGX	108	1998		ALT	6K1200





RO-DRIVE™



ROFAN™

## CITROËN

### XANTIA (X1)

		(XU10J2TE)			RR1029 RR1029K2	ALT, AC	6K1653
2.1 Turbo D 12V	06/95-01/98	P8C (XUD11BTE)	80	2088	RR1282 RR1282K1	ALT ALT, AC	6K1130 6K1705
3.0 i 24V	01/97-01/98	XFZ(ES9J4)	140	2946		ALT, PS, AC	6K1623

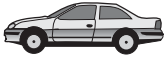





### XANTIA (X2)

1.8 i	01/98-04/03	LFX(XU7JB)	66	1761	RR1029 RR1029K2	ALT ALT, AC	6K1080 6K1660
1.8 i 16V	01/98-04/03	LFY(XU7JP4)	81	1761	RR1157 RR1157K1 RR1157K2	ALT ALT, AC ⇒ORG-NO 8469 ORG-NO 8470⇒	6K1080 6K1660
1.9 SD, 1.9 Turbo SD	01/98-04/03	DHW (XUD9SD), DHX(XUD9TF /BTF), DHY(XUD9TE /Y)	55-66	1905	RR1104 RR1104K1	ALT, (-AC) ALT, AC CA CA	6K1110 6K1733
2.0 HDI 109, 2.0 HDI 90	02/99-04/03	RHZ (DW10ATED), RHY(DW10TD)	66-80	1997	RR1139 RR1139K1	ALT, (-AC) ALT, (AC), (SANDEN) ALT, (AC), 02/2001⇒ ALT, (AC), (DELPHI), ⇒02/2001	6K1453 6K1733 6K1743 6K1750
2.0 i	01/98-04/03	RFX(XU10J2C)	89	1998	RR1029 RR1029K2	ALT ALT, AC	6K1080 6K1660
2.0 i 16V	01/98-04/03	RFV(XU10J4R)	97	1998	RR1157 RR1157K1	ALT ALT, AC	6K1200 6K1653
2.0 Turbo	01/98-04/03	RGX (XU10J2TE)	108	1998	RR1029 RR1029K2	ALT ALT, AC	6K1200 6K1653
2.1 Turbo D 12V	01/98-02/99	P8C (XUD11BTE)	80	2088	RR1282 RR1282K1	ALT ALT, AC	6K1110 6K1733
3.0 V6	01/98-04/03	XFZ(ES9J4)	140	2946	RR1451	ALT, AC	6K1623

### XM (Y3)

2.0	05/89-04/94		84	1998	RR1029 RR1029K1 RR1029K2	VACP ALT ALT ALT, AC ALT, AC ⇒06/1993 07/1993⇒	1A1025 5K0690 5K0710 5K1125 5K1135
2.0 i (Y3A)	05/89-06/94	RFZ(XU10J2), RDZ(XU10MZ), XU102C	79-89	1998	RR1029 RR1029K1 RR1029K2	HYDP ALT, 60 A ALT, 80 A, 90 A ALT, AC, 60 A ALT, AC, 80 A, 90 A ⇒06/1993 07/1993⇒	1A1025 5K0690 5K0710 5K1125 5K1140
2.0 i Turbo	09/92-06/94	RGY (XU10J2TE/Z)	104	1998	RR1029 RR1029K2	HYDP ALT, 60 A ALT, 80 A, 90 A ALT, AC	1A1025 5K0690 5K0710 5K1155
2.1 D 12V	05/89-06/94	P9A(XUD11A)	60	2138		HYDP, 08/1990⇒, ORG-NO 4992⇒ HYDP, ⇒07/1990, ⇒ORG-NO 4991 ALT, (MANL), OE-NO 91538177 ALT, (MANL), OE-NO 96056835 ALT ALT, AC, (MANL) ALT, AC, (AUTOM)	1A1090 1A1113 5K0710 5K0736 5K0775 5K1165 5K1200



					RO-DRIVE™		ROFAN™
<b>CITROËN</b>							
<b>XM (Y3)</b>							
	11/91-04/94	P9A(XUD11A)	60	2138	<b>RR1279</b>	HYDP, ORG-NO 4992⇒ HYDP, ⇒ORG-NO 4991 ALT, (-AC), (MANL) ALT, (-AC), (AUTOM) ALT, (AC), (MANL) ALT, (AC), (AUTOM)	<b>1A1090</b> <b>1A1125</b> <b>5K0736</b> <b>5K0768</b> <b>5K1165</b> <b>5K1190</b>
2.1 TD 12V	05/89-06/94	P8A (XUD11ATE), PHZ (XUD11ATE), PJZ (XUD11ATE)	80	2088	<b>RR1279</b>	HYDP, 08/1990⇒, ORG-NO 4992⇒ HYDP, ⇒07/1990, ⇒ORG-NO 4991 ALT, (MANL), OE-NO 91538177 ALT, (MANL), OE-NO 96056835 ALT ALT, AC, (MANL) ALT, AC, (AUTOM)	<b>1A1090</b> <b>1A1113</b> <b>5K0710</b> <b>5K0736</b> <b>5K0775</b> <b>5K1165</b> <b>5K1200</b>
	11/91-04/94	PHZ (XUD11ATE), P8C (XUD11BTE), PJZ (XUD11ATE), P8A (XUD11ATE)	80	2088	<b>RR1282</b> <b>RR1282K1</b>	HYDP ALT, (MANL), OE-NO 91538177 ALT, (MANL), OE-NO 96056835 ALT ALT, AC, (MANL) ALT, AC, (AUTOM)	<b>1A1090</b> <b>5K0710</b> <b>5K0736</b> <b>5K0775</b> <b>5K1165</b> <b>5K1200</b>
3.0 V6	05/89-06/94	UFZ(ZPJ/Z), SFZ(ZPJ/Z)	123	2963		HYDP, ⇒ORG-NO 5565, ⇒02/1992 HYDP, ORG-NO 5566⇒, 03/1992⇒ WP, (AC), MTR-CODE ZPJ4	<b>1A0666</b> <b>1A0700</b> <b>5K1450</b>
3.0 V6 24V	07/90-06/94	SKZ(ZPJ4/Z), UKZ(ZPJ4/Z)	147	2963		HYDP, ⇒ORG-NO 5565, ⇒02/1992 HYDP, ORG-NO 5566⇒, 03/1992⇒ WP, (AC), MTR-CODE ZPJ4	<b>1A0666</b> <b>1A0685</b> <b>5K1450</b>
<b>XM (Y4)</b>							
2.0 i 16V	05/94-10/00	RFV(XU10J4R)	97	1998		HYDP, 07/1994⇒ ALT, ⇒05/1995 ALT, 06/1995⇒ ALT, AC, 06/1995⇒ ALT, AC, ⇒05/1995	<b>1A1025</b> <b>6K1080</b> <b>6K1200</b> <b>6K1653</b> <b>6K1660</b>
					<b>RR1157</b> <b>RR1157K1</b>		
2.0 Turbo	05/94-10/00	RGX (XU10J2TE), RGY (XU10J2TE/Z)	108	1998		HYDP ALT, 60 A, ⇒05/1995 ALT, 80 A, 90 A, ⇒05/1995 ALT, AC, ⇒05/1995 ALT, 06/1995⇒ ALT, AC, 06/1995⇒	<b>1A1025</b> <b>5K0690</b> <b>5K0710</b> <b>5K1155</b> <b>6K1200</b> <b>6K1653</b>
					<b>RR1029</b> <b>RR1029K2</b>		
2.1 D12	07/94-06/96	P9A(XUD11A)	60	2138		HYDP, ORG-NO 4992⇒ HYDP, ⇒ORG-NO 4991 ALT, (-AC), (MANL) ALT, (-AC), (AUTOM) ALT, (AC), (MANL) ALT, (AC), (AUTOM)	<b>1A1090</b> <b>1A1125</b> <b>5K0736</b> <b>5K0768</b> <b>5K1165</b> <b>5K1190</b>
					<b>RR1279</b>	CA	
2.1 TD 12V	05/94-10/00	P8A (XUD11ATE), P8C (XUD11BTE), PHZ (XUD11ATE), PJZ (XUD11ATE), PHZ (XUD11ATE)	80	2088		HYDP, ORG-NO 4992⇒ ALT, ⇒ORG-NO 6778, ⇒05/1995, OE-NO 91538177, (AUTOM) ALT, ⇒ORG-NO 6778, ⇒05/1995, OE-NO 96056835, (MANL) ALT, (AUTOM) ALT, AC, (MANL) ALT, AC, (AUTOM) ALT, ORG-NO 6779⇒, 06/1995⇒ ALT, AC, ORG-NO 6779⇒, 06/1995⇒	<b>1A1090</b> <b>5K0715</b>  <b>5K0736</b>  <b>5K0775</b> <b>5K1165</b> <b>5K1200</b> <b>6K1110</b> <b>6K1733</b>
					<b>RR1282</b> <b>RR1282K1</b>		
2.5 TD	05/94-10/00	THY(DK5ATE)	95	2446		WP, 06/1996⇒ WP, ⇒05/1996 ALT, OE-NO 5750M3 ALT, OE-NO 5750M0 ALT, AC	<b>3K0945</b> <b>4K0945</b> <b>6K1190</b> <b>6K1200</b> <b>6K1863</b>
					<b>RR1038</b> <b>RR1038K1</b>		
3.0 V6	04/97-10/00	XFZ(ES9J4)	140	2946		ALT, AC	<b>6K1623</b>
					<b>RR1451</b>		
	05/94-10/00	SFZ(ZPJ/Z), UFZ(ZPJ/Z)	123	2963		HYDP WP, (-AC)	<b>1A0700</b> <b>4K1245</b>
3.0 V6, 3.0 V6 24V	05/94-10/00	SFZ(ZPJ/Z),	123-147	2963		HYDP	<b>1A0700</b>





RO-DRIVE™



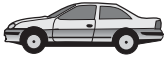





ROFAN™

**CITROËN**

XM (Y4)							
		UFZ(ZPJ/Z), SKZ(ZPJ4/Z), UKZ(ZPJ4/Z)				WP, (AC), MTR-CODE ZPJ4	5K1450
<b>XSARA</b>							
1.4 HDi	01/03-08/05	8HX(DV4TD)	50	1398	RR1079 RR1079K2	ALT, (-AC) ALT, (AC) CA CA	6K1345 6K1705
1.4 i	04/97-03/05	KFX(TU3JP), KFW(TU3JP)	55	1360	RR1075 RR1075K1 RR1385 RR1385K1	ALT, (XSARA I), MTR-CODE TU5JP PS, (-AC), ⇨ORG-NO 07832, (XSARA I), MTR-CODE TU5JP PS, (AC), (XSARA I), MTR-CODE TU5JP ALT, (-AC), (XSARA II), MTR-CODE TU ALT, (AC), ORG-NO 09156⇨, (XSARA II), MTR-CODE TU CA, MTR-NO 3666766⇨ CA, MTR-NO 3666766⇨ CA, ⇨MTR-NO 3666765 CA, ⇨MTR-NO 3666765	4K0860 5K0880 5K1255 6K1453 6K1560
1.5 D	04/97-09/00	VJZ(TUD5)	42	1527	RR1189 RR1189K1	ALT	5K0962
1.6 16V	09/00-08/05	NFU(TU5JP4)	80	1587	RR1077 RR1077K1 RR1077K3	ALT, (XSARA I), MTR-CODE TU5JP PS, (-AC), ⇨ORG-NO 07832, (XSARA I), MTR-CODE TU5JP PS, (AC), (XSARA I), MTR-CODE TU5JP ALT, (-AC), (XSARA II), MTR-CODE TU ALT, (AC), ORG-NO 09156⇨, (XSARA II), MTR-CODE TU CA CA, MTR-CODE TU5JP4, ⇨MTR-NO 1806404 CA, MTR-CODE TU5JP4, MTR-NO 1806405⇨	4K0860 5K0880 5K1255 6K1453 6K1560
1.6 i	04/97-09/00	NFZ(TU5JP)	65	1587	RR1299 RR1299K1	ALT, (XSARA I), MTR-CODE TU5JP PS, (-AC), ⇨ORG-NO 07832, (XSARA I), MTR-CODE TU5JP PS, (AC), (XSARA I), MTR-CODE TU5JP ALT, (-AC), (XSARA II), MTR-CODE TU ALT, (AC), ORG-NO 09156⇨, (XSARA II), MTR-CODE TU CA CA	4K0860 5K0880 5K1255 6K1453 6K1560
1.8 D, 1.8 TD	04/97-09/00	161A(XUD7), A9A(XUD7)	43-66	1769	RR1104 RR1104K1	ALT, (-PS), (-AC) ALT, (PS), (-AC) ALT, (PS), (AC) CA CA	6K0730 6K1130 6K1740
1.8 i 16V	04/97-09/00	LFY(XU7JP4)	81	1761	RR1157 RR1157K1 RR1157K2	ALT ALT, AC ⇨ORG-NO 8469 ORG-NO 8470⇨	6K1080 6K1660
1.8 i, 1.8 i Aut.	04/97-09/00	LFX(XU7JB)	66-74	1761	RR1029 RR1029K2	ALT, 70 A, 80 A ALT, 90 A ALT, AC	6K1070 6K1080 6K1660
1.9 D	07/98-08/05	WJZ(DW8), WJY(DW8B)	51	1868	RR1140 RR1140K1	ALT, (-PS), (-AC), MTR-CODE DW8 ALT, (-PS), (AC), MTR-CODE DW8 ALT, (PS), (-AC), ⇨ORG-NO 08374, MTR-CODE DW8 ALT, (-AC), MTR-CODE DW8B ALT, (PS), (-AC), ORG-NO 08375⇨, MTR-CODE DW8 ALT, (AC), ORG-NO 09478⇨, MTR-CODE DW8B ALT, (AC), ⇨ORG-NO 09477, MTR-CODE DW8B ALT, (PS), (AC), MTR-CODE DW8 CA CA	6K0869 6K1045 6K1390 6K1440 6K1440 6K1680 6K1740 6K1750
1.9 SD, 1.9 TD	04/97-09/00	DJY(XUD9A), DHV (XUD9BSD)	50-66	1905		ALT, (-PS), (-AC) ALT, (PS), (-AC) ALT, (PS), (AC)	6K0730 6K1130 6K1740

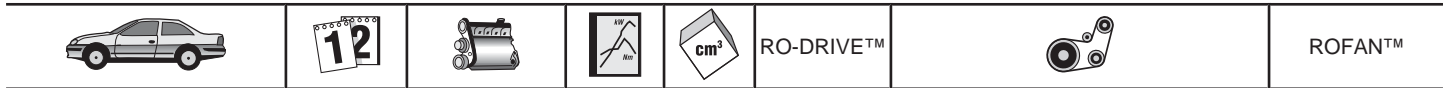


CITROËN

					RO-DRIVE™		ROFAN™
<b>CITROËN</b>							
<b>XSARA</b>							
					RR1104 RR1104K1	CA CA	
2.0 16V	07/98-09/00	RFV(XU10J4R)	97	1998		ALT ALT, AC	6K1165 6K1660
					RR1157 RR1157K1		
	09/00-08/05	RFN(EW10J4)	100	1997		ALT, PS, (-AC) ALT, PS, AC	6K1200 6K1725
					RR1126 RR1126K1		
2.0 16V, 2.0 i 16V	04/97-03/05	RFS (XU10J4RS)	120	1998		ALT ALT, AC	6K1165 6K1660
					RR1058 RR1058K1 RR1157 RR1157K1	ORG-NO 08547⇒, 09/2000⇒ ORG-NO 08547⇒, 09/2000⇒ ⇒ORG-NO 08546, ⇒08/2000 ⇒ORG-NO 08546, ⇒08/2000	
2.0 HDi 109	05/01-03/05	RHZ (DW10ATED)	80	1997		ALT, PS, (-AC) ALT, PS, AC, (XSARA II), OE-NO 5750GK CA	6K1468 6K1740
					RR1139 RR1139K1	CA, ⇒ORG-NO 08735	
2.0 HDi 90	02/99-03/05	RHY(DW10TD)	66	1997		ALT, PS, (-AC) ALT, PS, AC, (XSARA II), OE-NO 5750GK ALT, PS, AC, (XSARA I), OE-NO 5750Z7 CA	6K1468 6K1740 6K1750
					RR1139 RR1139K1	CA, ⇒ORG-NO 08735	
<b>XSARA PICASSO (N68)</b>							
1.6	12/99-	NFZ(TU5JP)	65-70	1587		ALT, (-AC), MTR-CODE TU5JP, TU5JP4	6K1453
						ALT, (AC), ORG-NO 09163⇒, ⇒ORG-NO 10555, MTR-CODE TU5JP CA	6K1560
					RR1299 RR1299K1	CA	
1.6 16V	09/05-	NFU(TU5JP4)	80	1587		ALT, (-AC), MTR-CODE TU5JP, TU5JP4	6K1453
						ALT, (AC), ORG-NO 09163⇒, ⇒ORG-NO 10555, MTR-CODE TU5JP CA, MTR-CODE TU5JP4	6K1560
					RR1077 RR1077K3 RR1299 RR1299K1	CA, MTR-CODE TU5JP4 CA, MTR-CODE TU5JP4 CA, MTR-CODE TU5JP CA, MTR-CODE TU5JP	
1.6 HDi	05/04-	DV6TED4	66-80	1560		ALT, (-AC) ALT, (AC) CA	6K1345 6K1705
					RR1058 RR1058K1	CA	
1.8 16V	02/00-	LFY(XU7JP4), 6FZ(EW7J4)	85	1749		ALT, PS ALT, PS, AC	6K1200 6K1725
					RR1126 RR1126K1 RR1157 RR1157K1 RR1157K2	MTR-CODE 6FZ (EW7 J4) MTR-CODE 6FZ MTR-CODE LFY (XU7 JP4) MTR-CODE LFY, ⇒ORG-NO 8469 MTR-CODE LFY, ORG-NO 8470⇒	
2.0 16V	01/03-	RFN(EW10J4)	100	1997		ALT, PS, (-AC) ALT, PS, AC	6K1200 6K1725
					RR1126 RR1126K1		
2.0 HDi	12/99-	RHY(DW10TD)	66	1997		ALT, PS, (-AC) ALT, PS, AC, (XSARA II), OE-NO 5750GK ALT, PS, AC, (XSARA I), OE-NO 5750Z7 CA	6K1468 6K1740 6K1750
					RR1139 RR1139K1	⇒ORG-NO 8735	
<b>ZX (N2)</b>							
1,1	03/91-08/93	H1B, H1A	40	1124		ALT, (-AC) AC, (-PS), ⇒ORG-NO 5713 ALT, (PS), (AC), ⇒ORG-NO 05653 ALT, (-PS), (AC), ORG-NO 05654⇒ AC, (-PS), ORG-NO 5714⇒ PS, (-AC) PS, (AC)	1A0710 4K0815 4K0860 4K0860 5K0813 5K0884 5K1250
					RR1012 RR1012K1	MTR-CODE TU1, TU1M MTR-CODE TU1, TU1M	
1.1	03/91-06/97	HDZ(TU1M)	44	1124		ALT, (-AC) AC, (-PS), ⇒ORG-NO 5713 ALT, (PS), (AC), ⇒ORG-NO 05653 ALT, (-PS), (AC), ORG-NO 05654⇒ AC, (-PS), ORG-NO 5714⇒	1A0710 4K0815 4K0860 4K0860 5K0813













CITROËN

CITROËN							
ZX (N2)							
						PS, (-AC) PS, (AC)	5K0884 5K1250
					<b>RR1012</b> <b>RR1012K1</b>		
1.4, 1.4 i	03/91-06/97	KDZ(TU3M/Z), KFX(TU3JP), KDZ(TU3M/Z), KDX(TU3M/Z), KDY(TU3M)	55	1360		ALT, (-AC) AC, (-PS), ⇨ORG-NO 5713 ALT, (PS), (AC), ⇨ORG-NO 05653 ALT, (-PS), (AC), ORG-NO 05654⇨ AC, (-PS), ORG-NO 5714⇨ PS, (-AC) PS, (AC)	1A0710 4K0810 4K0860 4K0860 5K0813 5K0884 5K1250
					<b>RR1385</b> <b>RR1385K1</b>	CA, MTR-CODE TU3M, TU3MC, TU3-2, TU3JP CA, MTR-CODE TU3M, TU3MC, TU3-2, TU3JP	
1.6 i	03/91-06/97	BFZ(XU5JP), BDY(XU5M)	65	1580		ALT, (-PS), (AC), ⇨06/1994 AC ALT, (PS), (AC), ⇨06/1994 ALT, (-PS), (-AC), 07/1994⇨ ALT, (PS), (-AC), 70,8 A ALT, (PS), (-AC), 90 A ALT, (-PS), (AC), 07/1994⇨ ALT, (PS), (AC), 07/1994⇨ CA, ORG-NO 5546⇨ CA, 01/1992⇨ CA, ⇨ORG-NO 5545 CA, ⇨01/1992	4K0698 4K0841 4K0954 6K0698 6K1070 6K1080 6K1100 6K1660
	10/93-10/97	BFZ(XU5JP), BDY(XU5M)	65	1580		ALT, PS	4K0962
1.8 D	06/93-10/97	161A(XUD7)	44	1769		VACP ALT, (-PS), (-AC) ALT, PS, (-AC), 03/1996⇨, ORG-NO 07056⇨ ALT, PS, (-AC), ⇨ORG-NO 07055, ⇨02 /1996 ALT, AC, (-PS) ALT, PS, AC, ⇨12/1994, ⇨ORG-NO 06628 ALT, PS, AC, 01/1995⇨, ORG-NO 06629⇨	1A0650 6K0730 6K1125 6K1145 6K1165 6K1698 6K1740
					<b>RR1104</b> <b>RR1104K1</b> <b>RR1104K2</b>	03/1994⇨, ORG-NO 06265⇨ ⇨12/1993, ⇨ORG-NO 06264	
1.8 i	07/92-10/97	LFZ(XU7JP)	74	1761		HYDP ALT ALT, PS, (VALEO), 70 A, 80 A ALT, PS, (MITSU), 90 A ALT, AC ALT, PS, AC	1A1025 6K0698 6K1070 6K1080 6K1100 6K1660
					<b>RR1029</b> <b>RR1029K2</b>		
1.8 i 16V	01/96-02/98	LFY(XU7JP4)	81	1761		CA CA	
					<b>RR1157</b> <b>RR1157K1</b>		
1.9 D	06/94-10/97	D9B(XUD9A/U)	50	1905		VACP ALT, (-PS), (-AC) ALT, PS, (-AC), 03/1996⇨, ORG-NO 07056⇨ ALT, PS, (-AC), ⇨ORG-NO 07055, ⇨02 /1996 ALT, AC, (-PS) ALT, PS, AC, ⇨12/1994, ⇨ORG-NO 06628 ALT, PS, AC, 01/1995⇨, ORG-NO 06629⇨	1A0650 6K0730 6K1125 6K1145 6K1165 6K1698 6K1740
					<b>RR1104</b> <b>RR1104K1</b>		
1.9 D, 1.9 TD	03/91-10/97	DJZ(XUD9Y), DHY(XUD9TE /Y)	47-66	1905		VACP ALT, (-PS), (-AC) ALT, PS, (-AC), ⇨02/1993, ⇨ORG-NO 05956 03/1996⇨, ORG-NO 07056⇨ ALT, PS, (-AC), ORG-NO 05957⇨, 03 /1993⇨, ⇨ORG-NO 07055, ⇨02/1996 ALT, AC, (-PS) ALT, PS, AC, ⇨12/1994, ⇨ORG-NO 06628 ALT, PS, AC, 01/1995⇨, ORG-NO 06629⇨	1A0650 6K0730 6K1125 6K1125 6K1145 6K1165 6K1698 6K1740



					RO-DRIVE™		ROFAN™
---	---	---	---	---	-----------	---	--------







## CITROËN

ZX (N2)							
1.9 i	03/91-06/97	DKZ(XU9JA)	88	1905	RR1104 RR1104K1 RR1104K2	03/1994⇒, ORG-NO 06265⇒ ⇒12/1993, ⇒ORG-NO 06264	4K0698 4K0841 4K0954
2.0 i	07/92-06/97	RFX(XU10J2C)	89	1998	RR1029 RR1029K2 RR1436 RR1436K1	CA, ORG-NO 5546⇒ CA, ORG-NO 5546⇒ CA, ⇒ORG-NO 5545 CA, ⇒ORG-NO 5545	6K1060 6K1080
2.0 i 16V	07/92-10/94	RFT(XU10J4 /Z), RFY(XU10J4 /Z)	112	1998	RR1029 RR1029K2	ALT ALT, PS, (-AC), 70 A, 80 A ALT, PS, (-AC), 90 A ALT, AC, (-PS) ALT, PS, AC	6K0698 6K1060 6K1075 6K1100 6K1660
	06/94-06/97	RFT(XU10J4 /Z)	110	1998	RR1214	ALT, (VALEO) ALT, (MITSU) ALT, AC	6K1060 6K1080 6K1660
	05/96-06/97	RFS (XU10J4RS)	120	1998	RR1157 RR1157K1	ALT ALT, AC	6K1165 6K1605

## DACIA

1210							
1.2	06/83-12/94		36	1185		ALT	1A1225
1310							
1.3	05/83-	810-02/-99	40	1289		ALT	1A1225
1.4, 1.4 Classic	09/85-		46	1397		ALT, ⇒11/2005	1A1225
1.9 D	02/05-	F8Q630	48	1870	RR1162 RR1162K1 RR1162K2	ALT, (-PS), (-AC)	6K0894
						ALT, (AC)	6K1185
						ALT, (PS), (-AC)	6K1400
1410							
1.4	09/85-12/98		48	1397		ALT	1A1175
LOGAN							
1.4	09/04-	K7J710	55	1390	RR1035 RR1035K1	ALT, (-PS)	4K0715
						ALT, (PS), (-AC)	5K1110
1.5 dCi	09/05-	K9K796, K9K790, K9K792	48-63	1461	RR1101	ALT, (PS), (AC) CA, MTR-CODE K9K 790	5K1750
1.6	09/04-	K7M710	64	1598	RR1035 RR1035K1	ALT, (-AC)	5K1135
						ALT, (AC)	6K1200
1.6 16V	02/06-	K4M690	77	1598	RR1148 RR1148K1	CA, MTR-CODE K9K 790 CA	4K0715 5K1750
LOGAN MCV							
1.4	02/07-	K7J710	55	1390	RR1035	ALT, (-PS)	4K0715
						ALT, (PS), (-AC)	5K1110
1.5 dCi	02/07-	K9K796, K9K792	50-63	1461	RR1101	ALT, (PS), (AC) CA	5K1750
1.6	02/07-	K7M710	64	1598	RR1035	ALT, (-AC)	5K1135
						ALT, (AC)	6K1200
1.6 16V	02/07-	K7M690	77	1598	RR1148 RR1148K1	CA, MTR-CODE K4M690 CA	4K0715 5K1110 5K1750
						ALT, (-PS)	6K1200
						ALT, (PS)	6K1815



					RO-DRIVE™		ROFAN™
---	---	---	---	---	-----------	---	--------







## DACIA

<b>SANDERO</b>								
↩	1.4	06/08-	K7J710	55	1390		ALT, (-AC) ALT, (PS), (-AC) ALT, (PS), (AC)	4K0715 5K1110 5K1750
	1.6	06/08-	K7M710	64	1598	RR1035	ALT, (-PS), (-AC) ALT, (PS), (-AC) ALT, (PS), (AC) CA	4K0715 5K1110 5K1750
<b>SOLENZA</b>								
	1.4	02/03-		55	1390	RR1035 RR1035K1	ALT, (-AC) ALT, (AC), Use only with 8200603359, 8200104754 CA CA, ⇨02/2003	5K1110 5K1750

## DAEWOO

<b>CIELO</b>								
	1.5	06/94-07/98	V15L	66	1498	RR1198 RR1198K1	AC ALT CA CA	3A0825 5K1005
<b>ESPERO (KLEJ)</b>								
	1.5	10/97-09/99		55	1498	RR1205 RR1205K1		
	1.5 16V	10/93-06/99	A15MF	65-66	1498	RR1198 RR1198K1	AC ALT ALT, PS	3A0825 5K0875 5K1010
	1.8	02/95-09/99	C18LE	66-70	1796	RR1155 RR1155K1	AC ALT	3A0875 5K1260
	2.0	02/95-06/99	C20LE	77	1998	RR1155 RR1155K1	AC ALT	3A0875 5K1260
		10/91-09/94	C20LZ	74-81	1998	RR1155 RR1155K1		
<b>EVANDA (KLAL)</b>								
	2.0	08/02-	X20SED, L88	96	1998	RR1209 RR1209K1	ALT, PS, AC	6K1885
<b>KALOS (KLAS)</b>								
	1.2	04/03-		53	1150	RR1121	ALT, (-PS), ⇨12/2004 AC, ⇨12/2004 ALT, (PS), ⇨12/2004 CA, ⇨12/2004	4K0665 4K0665 4K0950
	1.4	09/02-		61	1399	RR1205 RR1205K1	ALT, PS, AC	6K1870
	1.4 16V	04/03-	F14D3	69	1399	RR1198 RR1198K1	ALT, PS, AC	6K1870
<b>KORANDO (KJ)</b>								
	2.3 TDiC 4x4	03/00-		74	2299		ALT, (-AC) ALT, (AC)	6K2040 6K2120
	3.2	01/99-	M104.995	156	3199		ALT	6K2245
<b>LACETTI (KLAN)</b>								
	1.4	02/04-	F14D3	70	1399	RR1198 RR1198K1	ALT, PS, AC	6K1870
	1.6	02/04-	F16D3	80	1598	RR1198 RR1198K1	ALT, PS, AC	6K1870
	1.8	02/04-	T18SED	90	1799	RR1209 RR1209K1	ALT, PS, (-AC) ALT, PS, AC	6K1725 6K1885
<b>LANOS (KLAT)</b>								
	1.4	05/97-	A14SMS	55	1349	RR1205 RR1205K1	AC ALT ALT, PS	3A0850 5K0875 5K1015
	1.5	05/97-	A15SMS, Y15L	63	1498		AC ALT ALT, PS	3A0850 5K0875 5K0975



					RO-DRIVE™		ROFAN™
---	---	---	---	---	-----------	---	--------

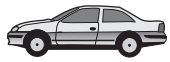
## DAEWOO

<b>LANOS (KLAT)</b>							
1.6 16V	05/97-	A16DMS	78	1598	RR1205 RR1205K1	AC ALT ALT, PS	3A0850 5K0875 5K1015
					RR1198 RR1198K1		
<b>LEGANZA (KLAV)</b>							
2.0 16V	06/97-	X20SED, T20SED	93-98	1998	RR1209 RR1209K1	ALT, ⇨CH-NO 185283 CA CA	6K1905
<b>MATIZ (KLYA)</b>							
0.8	09/98-	F8CV	38	796		ALT PS, (-AC) PS, (AC) CA	1A0666 4K0648 4K0915
					RR1458		
1.0	01/03-		47	995		ALT, ⇨12/2004 AC, (-PS), ⇨12/2004 PS, (-AC), ⇨12/2004 PS, (AC), ⇨12/2004 CA, ⇨12/2004	4K0665 4K0665 4K0715 4K0954
					RR1121		
<b>MUSSO (FJ)</b>							
3.2	01/99-	M104.992	162	3199		ALT	6K2245
<b>NEXIA (KLETN)</b>							
1.5	02/95-08/97	G15MF	44-55	1498		ALT ALT ALT, PS	1A0913 5K0875 5K0975
					RR1205 RR1205K1		
1.5 16V	02/95-08/97	A15MF	66	1498		AC ALT	3A0825 5K1015
					RR1198 RR1198K1		
<b>NUBIRA (KLAJ)</b>							
1.5 SE	06/99-07/03	A15DMS	81	1498	RR1198 RR1198K1	CA CA	
1.6 16V	05/97-	A16DMS	78	1598		ALT	6K1880
					RR1198 RR1198K1		
2.0 16V	05/97-	X20SED	98	1998		ALT ALT, AC	6K1725 6K1900
					RR1209 RR1209K1		
	12/00-	T20SED	93	1998		ALT, (-AC) CA CA	6K1725
					RR1209 RR1209K1		
<b>NUBIRA (KLAN)</b>							
1.6	07/03-	F16D3	80	1598	RR1198 RR1198K1	CA CA	
1.8	07/03-	T18SED	90	1799		ALT, (-AC) CA CA	6K1725
					RR1209 RR1209K1		
<b>REZZO (KLAU)</b>							
1.6	09/00-	A16DMS	77	1598	RR1198 RR1198K1	CA CA	
2.0	09/00-	X20SED	89-94	1998		ALT, (-AC) CA CA	6K1725
					RR1209 RR1209K1		
<b>TICO (KLY3)</b>							
0.8	02/95-12/00	F8C, F8CV	35-38	796		ALT, 04/1996⇨ CA, 04/1996⇨	1A0613
					RR1458		
<b>TOSCA</b>							
1.8	02/06-	T18SED	90	1799	RR1209 RR1209K1	CA CA	

## DAIHATSU

<b>APPLAUSE I (A101, A111)</b>							
1.6 16V	06/89-07/97	HD, HD-E	66-77	1590		PS ALT, (AUTOM), 09/1993⇨ ALT, (MANL) ALT, (AUTOM), ⇨09/1993 AC CA CA	3K0560 4K0780 4K0780 4K0790 4K0830
					RR1271 RR1271K1		
1.6 16V 4WD	06/89-07/97	HD-E	77	1590		PS ALT, (AUTOM), 09/1993⇨ ALT, (MANL)	3K0560 4K0780 4K0780





RO-DRIVE™



ROFAN™

## DAIHATSU

### APPLAUSE I (A101, A111)

						RR1271 RR1271K1	ALT, (AUTOM), ⇨09/1993 AC CA CA	4K0790 4K0830
--	--	--	--	--	--	--------------------	--	------------------

### APPLAUSE II

1.6 16V	07/97-	HD-E	73	1590		RR1271 RR1271K1	ALT AC CA CA	4K0780 4K0830
---------	--------	------	----	------	--	--------------------	-----------------------	------------------

### CHARADE (L2\_)

1.0	03/03-	EJ-VE	43	989			ALT	4K0715
-----	--------	-------	----	-----	--	--	-----	--------

### CHARADE II (G11, G30)

1.0 D, 1.0 TD	10/83-03/87	CL10, CL60	27-34	993			ALT	1A0813
1.0, 1.0 Turbo	10/83-03/87	CB22, CB20	38-50	993			ALT	1A0800

### CHARADE III (G100, G101, G102)

1.0	03/87-12/92	CB90, CB23	38-41	993		RR1302	ALT ALT 11/1990⇨	1A0800 3K0785
1.0 D	03/87-12/92	CL11, CL61, CL	27-35	993			ALT	1A0813
1.0 GTi	03/87-12/92	CB80T	74	993		RR1302	ALT ALT	1A0785 3K0785
1.0 Turbo	03/87-10/90	CB61	50	993			ALT ALT	1A0800 3K0785
1.3	11/90-02/93	HCE	66	1296		RR1301	PS ALT CA	3K0560 4K0780
1.3 i, 1.3 i 4WD	06/88-12/92	HCE	66	1296		RR1301	ALT CA	4K0780

### CHARADE IV

1.0	03/93-03/96	CB22	38-42	993		RR1302	ALT CA	3K0785
1.3	04/98-11/99		59	1342		RR1301	ALT CA	4K0790
1.3 16V	01/93-11/99	HC	62	1296		RR1301	PS ALT, (MANL) ALT, (AUTOM) AC, 04/1994⇨ AC, ⇨04/1994 CA	3K0538 4K0780 4K0790 4K0800 4K0845
1.5, 1.5 16V	08/94-	HE, HEE	55-66	1499		RR1271 RR1271K1	PS ALT, (MANL) ALT, (AUTOM) AC CA CA	3K0538 4K0780 4K0790 4K0825
1.6 GTi	03/93-11/99	HD-E	77	1590		RR1271 RR1271K1	PS ALT, (MANL) ALT, (AUTOM) AC CA CA	3K0538 4K0780 4K0790 4K0825

### CHARMANT (A)

1.3	11/81-07/87	4K	48	1290		RR1337	ALT, 02/1983⇨ ALT, ⇨02/1983 AC	1A0875 1A0888 3A0930
1.6	08/83-07/87	4A	57-61	1588		RR1337	ALT PS AC	1A0975 3A0800 3A0865

### CUORE II (L80, L81)

0.8	09/85-06/90	ED10	29-32	847			ALT ALT, 01/1989⇨, (AUTOM) ALT, ⇨01/1989, (AUTOM)	1A0763 1A0775 1A0785
0.8 4WD	09/86-10/88	ED10	32	847			ALT ALT, (AUTOM)	1A0763 1A0785

### CUORE III (L201)

0.8	10/90-11/96	ED10K, ED20	30-32	847			ALT	1A0775
-----	-------------	-------------	-------	-----	--	--	-----	--------

### CUORE V (L5)

0.8	11/96-10/98	EF-EL	31	847			ALT	1A0788
-----	-------------	-------	----	-----	--	--	-----	--------

### CUORE VI (L7\_)

1.0 i	10/98-05/03	EJDE	41	989			AC ALT	1A0700 4K0715
-------	-------------	------	----	-----	--	--	-----------	------------------







### CUORE VII (L251)

1.0	05/03-	EJ-VE	43	989			ALT	4K0715
-----	--------	-------	----	-----	--	--	-----	--------

### CUORE VIII

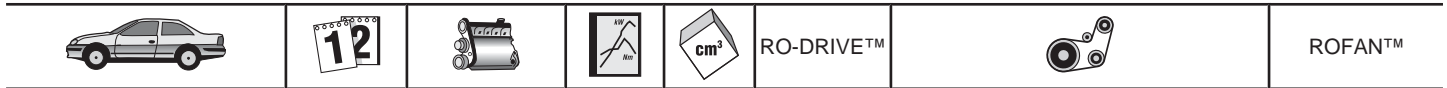
1.0	04/07-	1KR-FE	51	998			ALT, (AC)	6K1185
-----	--------	--------	----	-----	--	--	-----------	--------



					RO-DRIVE™		ROFAN™
<b>DAIHATSU</b>							
<b>FEROZA</b>							
↩ 1.6 16V, 1.6 i 16V	10/88-	HDC, HD-E	63-70	1590		ALT ALT, ⇨05/1992 ALT, 05/1992⇨ PS CA CA	1A0785 4K0715 4K0780 5K0975
					RR1271 RR1271K1		
<b>GRAN MOVE (G3)</b>							
1.5 16V	10/96-07/98	HEEG	66	1499		PS ALT, (MANL) ALT, (AUTOM) AC CA CA	3K0538 4K0780 4K0790 4K0825
					RR1271 RR1271K1		
1.6 16V	05/98-	HDEP	67	1590		PS ALT, (MANL) ALT, (AUTOM) AC CA CA	3K0538 4K0780 4K0790 4K0825
					RR1271 RR1271K1		
<b>HIJET II</b>							
1.0, 1.0 i	12/92-05/98	CB41, CB42	33-35	993		ALT	1A0800
					RR1302		
<b>MATERIA (M4_)</b>							
1.5	10/06-	3SZ-VE	76	1495		ALT, (AC)	6K1580
<b>MOVE (L6, L9)</b>							
0.8	10/96-	ED20	31	847		AC ALT	1A0675 1A0788
1.0 i	10/98-	EJDE	41	989		AC ALT	1A0700 4K0715
<b>ROCKY</b>							
2.0	02/85-04/93	3Y	65	1998		AC, 09/1987⇨ AC, ⇨08/1987 PS ALT	3A0875 3A0900 3A1055 4K0830
2.8 D, 2.8 TD	02/85-	DL, DL51	54-67	2765		PS AC, 12/1987⇨ AC, ⇨12/1987	3A0785 3A0875 3A0900
2.8 TD	12/87-	DL51, DL52	67-75	2765		PS AC, ⇨12/1987	3A0785 3A0875
<b>SIRION (M1)</b>							
1.0, 1.0 i, 1.0 i 4WD	04/98-10/00	EJDE, EJ-VE	40-43	989		AC ALT	1A0700 4K0715
1.3 Sport	08/00-01/05	K3-VE2	75	1298		ALT, (-AC)	4K1708
<b>SIRION (M3_)</b>							
1.0	01/05-	1KR-FE	51	998		ALT, (-AC)	6K0858
1.3	01/05-	K3-VE	64	1298		PS ALT CA	4K1006 4K1708
					RR1301		
1.3 4WD	04/05-	K3-VE	64	1298		ALT PS	4K0770 6K1015
<b>TERIOS (J1)</b>							
1.3, 1.3 4WD	10/97-10/05	K3-VE, HE-EJ	61-63	1298		ALT PS, (-AC) CA	4K0780 4K1006
					RR1301		
<b>TERIOS (J2_)</b>							
1.5	11/05-	3SZ-VE	77	1495		ALT, (-AC) ALT, (AC)	6K1820 6K1880
<b>TREVIS</b>							
1.0	06/06-	EJ-VE	43	989		ALT	4K0715
<b>WILDCAT/ROCKY (F70)</b>							
2.8 D, 2.8 TD	02/85-03/87	DL, DL50	54-65	2765		PS AC	3A0775 3A0900
<b>WILDCAT/ROCKY (F75)</b>							
2.8 D, 2.8 TD	02/85-03/87	DL, DL50	54-65	2765		PS AC	3A0775 3A0900
<b>YRV (M2)</b>							
1.3	02/01-	K3-VE	64	1298		ALT, (-AC)	4K1708
<b>DAIMLER</b>							
<b>2.8 - 5.3</b>							
Double Six 5.3, Double Six H.E. 5.3	07/81-02/93	7P	194-217	5344		ALT FAN WP, (PS) AC	1A0850 3A0850 3A1075 3A1525
Sovereign 4.2	03/79-10/86	XK4.2	151	4235		ALT AC PS	3A0875 3A0990 3A1175







FAW-AUDI

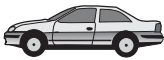





DAIMLER							
XJ 40, 81							
↔ Sovereign 3.6	10/86-09/89	9DPANA	136-145	3590		ALT AC	1A1000 3A0975
Sovereign 4.0	09/89-09/94	9EPCNA	163	3980		ALT AC	1A1000 3A0975

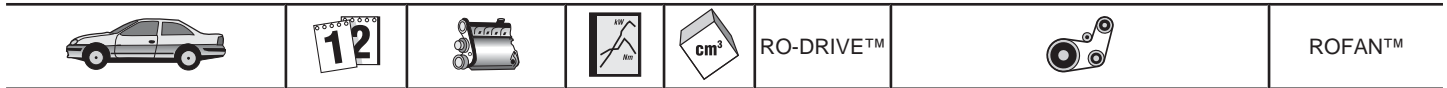
DODGE							
<b>CALIBER</b>							
2.0 CRD	06/06-	ECE, ECD	103	1968		ALT	6K1715
<b>CARAVAN II</b>							
2.0 i	01/95-03/01		98	1995		PS, 10/1996⇨, ⇨12/1997 PS, 01/1998⇨ ALT, (-AC) ALT, (AC)	4K0895 4K0905 6K1020 6K1345
2.4 i	01/95-03/01	EDZ	111	2429		PS ALT, (-AC) ALT, (AC)	4K0905 6K1045 6K1420
<b>CHARGER</b>							
3.5	06/05-	EGG	186	3518		ALT	6K2100
5.7 R/T, 5.7 R/T Daytona	06/05-	EZA	250-257	5654		ALT	6K2100
<b>NEON</b>							
2.0 16V	06/94-08/99	ECB, ECC	98-112	1996		PS, (-AC) PS, (AC) ALT, OE-NO 4612229 ALT, OE-NO 4668180	1A1050 1A1215 4K0850 4K0890
<b>NEON II</b>							
2.0 16V	08/99-	ECB, ECH	98-112	1996		ALT PS, (-AC) PS, AC	4K0850 4K1125 4K1310
<b>STRATUS</b>							
2.0 16V	12/95-	ECB	98	1996		PS ALT	4K0895 6K1345
2.4 16V	12/95-	EDZ	112	2429		PS ALT, 10/2000⇨ ALT, ⇨09/2000	4K0900 6K1345 6K1370
2.5 V6	12/95-	EEB	125	2497	RR1065	PS ALT, AC CA	4K0975 6K1432

FAW TOYOTA							
<b>LAND CRUISER</b>							
4.7 Allrad	10/03-	2UZ-FE	175	4664		ALT	6K2245

FAW-AUDI							
<b>80 (8C2)</b>							
2.6 quattro	11/93-06/95	ACZ	102	2598	RR1180 RR1180K2	ALT, (-AC) ALT, (AC), CH-NO 8D-T-185 642⇨ CA CA	6K1760 6K1880
<b>A4 (8D2)</b>							
1.8	07/95-09/02	AFY	85	1781	RR1181 RR1181K1	AC ALT CA CA	4K0855 5K1300
<b>A4 (B6)</b>							
1.8 TURBO	02/03-07/05	BKB, BFB	120	1781	RR1186 RR1186K2	ALT, PS, AC	6K1570
<b>A4 (B7)</b>							
1.8 TURBO	07/05-	BKB	120	1781	RR1186 RR1186K2	ALT, PS, (-AC) ALT, PS, (AC), CH-NO 8E-4-191001⇨ ALT, PS, (AC), ⇨CH-NO 8E-4-191000 CA CA	6K1080 6K1570 6K1590
2.0 TURBO	07/05-	BWE, BGB	147	1984	RR1061	ALT CA	6K1570
<b>A6 (4A2, 4B2)</b>							
1.8 Turbo	07/00-12/05	AWL	110	1781	RR1181 RR1181K1 RR1186 RR1186K2 RR1186K5 RR1227	AC ALT, PS CA, (HYDR), MTR-CODE AEB, ANB, APU, ARK CA, MTR-CODE AEB,ARK,ANB,APU CA, MTR-CODE AWT CA, MTR-CODE AWT, 06/2001⇨ CA, MTR-CODE AWT, ⇨06/2001 CA, (THERMO)	4K0855 5K1300
2.6	06/94-04/97	ACZ	102	2598		ALT, (-AC), CH-NO 4A-S-020 001⇨	6K1635



					RO-DRIVE™		ROFAN™
<b>FAW-AUDI</b>							
<b>A6 (4A2, 4B2)</b>							
2.8	07/99-12/05	ATX	140	2771	RR1308 RR1308K1 RR1308K2	ALT, (-AC), CH-NO 4A-S-026715⇒, (quattro) ALT, (-AC), ⇒CH-NO 4A-S-020 000 ALT, (-AC), ⇒CH-NO 4A-S-026 714, (quattro) ALT, (AC), CH-NO 4A-S-020 001⇒, ⇒CH-NO 4A-T-046 054 ALT, (AC), CH-NO 4A-S-026 715⇒, ⇒CH-NO 4A-T-050 000, (quattro) ALT, (AC), ⇒CH-NO 4A-S-020 000 ALT, (AC), ⇒CH-NO 4A-S-026 714, (quattro) CA CA, ⇒CH-NO 4A-S-026 714 CA, CH-NO 4A-S-026 715⇒	6K1635 6K1675 6K1675 6K1863 6K1863 6K1905 6K1905
	08/94-04/97	AFC	128	2771	RR1180 RR1180K2	ALT, (-AC), CH-NO 4A-S-020 001⇒ ALT, (-AC), CH-NO 4A-S-026715⇒, (quattro) ALT, (-AC), ⇒CH-NO 4A-S-020 000 ALT, (-AC), ⇒CH-NO 4A-S-026 714, (quattro) ALT, (AC), CH-NO 4A-S-020 001⇒, ⇒CH-NO 4A-T-046 054 ALT, (AC), CH-NO 4A-S-026 715⇒, ⇒CH-NO 4A-T-050 000, (quattro) ALT, (AC), ⇒CH-NO 4A-S-020 000 ALT, (AC), ⇒CH-NO 4A-S-026 714, (quattro) CA CA, ⇒CH-NO 4A-S-026 714 CA, CH-NO 4A-S-026 715⇒	6K1635 6K1635 6K1675 6K1675 6K1863 6K1863 6K1905 6K1905
<b>A6 (C5)</b>							
1.8 TURBO	07/00-12/05	AWL	110	1781		AC ALT, PS	4K0855 5K1300
<b>A6 (C6)</b>							
2.0 Turbo	09/05-	BPJ	125	1984	RR1061	MTR-CODE BPJ, BYK, ALT MTR-CODE BPJ, BYK, CA, WP	6K1570
<b>A6L</b>							
2.0 TURBO	09/05-	BPJ, BWE	125	1984	RR1061	MTR-CODE BPJ, BWE, ALT MTR-CODE BPJ, BWE, CA, WP	6K1570
<b>FAW-VW</b>							
<b>BORA</b>							
1.6	07/01-	AWB	78	1595	RR1186 RR1186K5	ALT, (AC) ALT, (-AC) CA CA	6DK1195 6K1120
	05/00-09/06	AEH, BJH	74-75	1598	RR1187 RR1187K1	ALT, PS, AC ALT, PS CA CA	6DK1195 6K1120
1.8, 1.8 Turbo	12/01-	BAF, BAE	92-110	1781	RR1186 RR1186K5	ALT, (AC) ALT, (-AC) CA CA	6DK1195 6K1120
1.9 TDi	07/03-07/06	ATD	74	1896	RR1107 RR1107K3	ALT, PS, (AC) ALT, PS, (-AC) MTR-CODE ATD, CA, WP CA, WP, MTR-CODE ATD	6DK1195 6K1120
<b>CADDY</b>							
1.6	04/04-	BRY	74-75	1595	RR1187 RR1187K1	ALT, (AC) CA CA	6K1045
2.0 Sdi	04/04-	BDJ	51	1968	RR1107 RR1107K3	ALT, (AC), (PS) ALT, (-AC), (STRONIC) ALT, (AC), (STRONIC) ALT, (-AC), (PS) CA, WP CA, WP	6DK1215 6K0948 6K1050 6K1138
<b>GOLF</b>							
1.6	01/98-	AEH	74	1595	RR1187 RR1187K1	ALT, (AC) ALT, (-AC) CA CA	6DK1195 6K1120

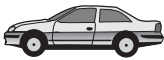







**FAW-VW**

GOLF							
	05/01-	AWB	74	1595	RR1186 RR1186K5	ALT, (AC) ALT, (-AC) CA CA	6DK1195 6K1120
1.8	05/01-	AWD	92-110	1781	RR1186 RR1186K4 RR1186K5	ALT, (AC) ALT, (-AC) CA CA, ⇨CH-NO 9M-Y-140 000 CA	6DK1195 6K1120
1.9 TDi	05/01-	AGR	66	1896	RR1094 RR1094 RR1094K1 RR1094K1 RR1164 RR1164 RR1164K1 RR1164K1	ALT, PS, (-AC) ALT, PS, (AC) CA, WP, MTR-CODE AGR, MTR-NO 565001⇨ CA, WP, MTR-CODE ALH, MTR-NO 500001⇨ CA, WP, MTR-CODE AGR, MTR-NO 565 001⇨ CA, WP, MTR-CODE ALH, MTR-NO 500 001⇨ CA, WP, MTR-CODE AGR, ⇨MTR-NO 565000 CA, WP, MTR-CODE ALH, ⇨MTR-NO 500000 CA, WP, MTR-CODE AGR, ⇨MTR-NO 565 000 CA, WP, MTR-CODE ALH, ⇨MTR-NO 500 000	6K0906 6K1660
2.0	05/01-	APK	85	1984	RR1187 RR1187K1	ALT, (AC) ALT, (-AC) CA CA	6DK1195 6K1120
<b>JETTA</b>							
1.6	01/98-04/00	AEH	74	1595	RR1187 RR1187K1	ALT, (AC) ALT, (-AC) CA CA	6DK1195 6K1120
	01/97-	ATK	64	1595	RR1187 RR1187K1	ALT, (AC) CA CA	6DK1195
		BJG	68	1595	RR1187 RR1187K1	ALT, (AC) CA CA	6K1195
<b>MAGOTAN</b>							
1.8	06/07-	BYJ	118	1781		ALT	6K1120
3.2 FSi	06/07-	AXZ	184	3168		ALT, CH-NO 3C-7-140 001⇨ ALT, ⇨CH-NO 3C-7-140 000	6K1610 6K1623
<b>PASSAT-SANTANA</b>							
1.8	07/96-04/00	AFY	85	1781	RR1181 RR1181K1	AC ALT CA CA	4K0855 5K1300
2.0	06/93-12/94	ACX	78	1984	RR1371 RR1371K2	PS, (-AC) PS, (AC) ALT, (-AC) ALT, (-AC), (TP), ⇨CH-NO 3A-T-011 389 ALT, (AC) CA CA	2A0685 2A0755 6K0894 6K0976 6K1153
<b>SAGITAR</b>							
1.6	02/06-	BWH	74	1595	RR1187 RR1187K1	ALT, (AC) CA CA	6K1045
		AEH	74	1595	RR1187 RR1187K1	ALT, (AC) ALT, (-AC) CA CA	6DK1195 6K1120
1.8 FSi	06/07-	BZB	118	1798		ALT	6K1120
1.8, 1.8 FSi	02/06-	BPL	110	1781	RR1186 RR1186K2	ALT CA CA	6K1054
2.0	06/07-	APK	85	1984	RR1187 RR1187K1	ALT, (AC) ALT, (-AC) CA CA	6DK1195 6K1120
	02/06-	BJZ	85	1984	RR1187 RR1187K1	ALT CA CA	6K1045



FAW-VW

					RO-DRIVE™		ROFAN™
<b>FAW-VW</b>							
<b>VENTO</b>							
1.6	11/91-06/94	ABX	53	1598	RR1003 RR1003K1	AC ALT CA CA	1A0630 1A0950
<b>FERRARI</b>							
<b>F355</b>							
3.5, 3.5 Spider	05/94-	F129B/40	280	3496		ALT	6K1256
<b>FIAT</b>							
<b>126</b>							
650	07/77-06/96	126A1.048, 126A1.000, 141A.000	17-22	652		ALT, ⇨12/1987	1A0800
700	09/87-06/96	126A2.048, 126A2.000	19	704		ALT	1A0725
<b>127</b>							
1.0	01/77-12/86	127A.000	37	1049	RR1362	ALT	1A1000
1.3 Diesel	04/81-12/86	127A5.000	33	1301		ALT	1A1075
<b>500</b>							
1.2	10/07-	169A4.000	51	1242	RR1041	ALT, (-AC) ALT, (AC) CA	4K0665 5K1150
1.3 D Multijet	10/07-	169A1.000	55	1248		ALT, (-AC) ALT, (AC)	6K1180 6K1310
1.4	10/07-	169A3.000	74	1368	RR1089 RR1089K1	ALT, (-AC) ALT, (AC) CA CA	4K0665 5K1150
<b>ARGENTA (132A)</b>							
2000 i.e.	06/81-07/86	132C3.000	90	1995		AC ALT	1A0750 1A1085
<b>BARCETTA (183)</b>							
1.8 16V	04/95-	183A1.000, 188A6.000	96	1747	RR1163 RR1163K1 RR1203 RR1203K2	ALT, PS, (-AC), OE-NO 60676137 ALT, PS, (-AC), OE-NO 6066949 ALT, PS, (AC), OE-NO 73501580 ALT, PS, (AC), OE-NO 60674147 ALT, PS, (AC), OE-NO 60667257 MTR-CODE 188A6000 MTR-CODE 188A6000 MTR-CODE 183A1000 MTR-CODE 183A1000	6K1030 6K1045 6K1760 6K1795 6K1815
<b>BRAVA (182)</b>							
1.2 16V 80	12/98-10/00	182B2.000	60	1242	RR1089 RR1089K1	ALT, (-PS), (-AC) AC ALT, (-PS), (AC) ALT, (PS), (AC) CA CA	4K0673 4K0698 4K0841 5K1585
	10/00-10/01	188A5.000	59	1242	RR1089 RR1089K1	PS ALT, (-AC) ALT, (AC)	3K0915 4K0673 5K1585
1.4	10/95-10/01	182A5.000	55	1370	RR1202 RR1202K1	ALT, (PS), (-AC) ALT, (PS), (AC) CA CA	6K1045 6K1840
1.4 12 V	10/95-08/98	182A3.000	59	1370	RR1202 RR1202K1	ALT, (-PS), (-AC), OE-NO 71718718 ALT, (PS), (-AC) ALT, (PS), (AC) CA CA	4K0673 6K1045 6K1840
1.6 16V	10/95-10/01	182A4.000, 182A6.000	66-76	1581	RR1201 RR1201K1	PS AC, ⇨MTR-NO 9478517 AC, MTR-NO 9478518⇨ ALT	3K0670 4K0954 4K0962 5K0940
1.8 GT 16V	10/95-10/01	182A2.000	83	1747	RR1203 RR1203K2	ALT, PS, (-AC) ALT, PS, (AC), OE-NO 60662991	6K1045 6K1856
1.9 D	10/95-10/01	160A7.000	48	1929		PS AC ALT	1A0650 5K0940 6K0923





RO-DRIVE™



ROFAN™

## FIAT

### BRAVA (182)

					RR1376 RR1376K1	ALT, (AC)	6K0986
1.9 JTD 105	12/98-10/01	182B9.000, 182B4.000	74-77	1910		ALT, PS, (-AC) ALT, PS, AC, 03/1999⇒, MTR-NO 1370829⇒	6K1038 6K1795
					RR1039 RR1039K2	CA CA	
1.9 TD 100 S	03/96-10/01	182A7.000, 182A8.000	55-74	1910		ALT, (-AC) InfoALT, (AC), ⇒MTR-NO 1865931 ALT, (AC), MTR-NO 1865932⇒	6K1038 6K1830 6K1836
					RR1132	CA	

### BRAVO

1.4, 1.4 T-Jet	04/07-	192B2.000, 198A4.000, 198A1.000	66-110	1368	RR1089 RR1089K1	(-AC) (AC) CA CA	4K0665 5K1150
1.9 D Multijet	04/07-	192A8.000	88	1910		ALT, (-AC) ALT, (AC), OE-NO 71744462 ALT, (AC), OE-NO 71739512	6K0800 6K1256 6K1270
		937A5.000	110	1910	RR1050	ALT, AC CA	6K1360

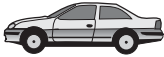





### BRAVO (182)

1.2 16V 80	12/98-10/00	182B2.000	60	1242	RR1089 RR1089K1	ALT, (-PS), (-AC) AC ALT, (-PS), (AC) ALT, (PS), (AC) CA CA	4K0673 4K0698 4K0841 5K1585
	10/00-10/01	188A5.000	59	1242	RR1089 RR1089K1	PS ALT, (-AC) ALT, (AC)	3K0915 4K0673 5K1585
1.4	10/95-10/01	182A3.000, 182A5.000	55-59	1370	RR1202 RR1202K1	ALT, (PS), (-AC) CA CA	6K1045
1.6, 1.6 16V	10/95-10/01	182A6.000, 182B6.000	66-76	1581	RR1201 RR1201K1	PS AC, ⇒MTR-NO 9478517 AC, MTR-NO 9478518⇒ ALT	3K0670 4K0954 4K0962 5K0940
1.8 GT	10/95-10/01	182A2.000	83	1747	RR1203 RR1203K2	ALT, PS, (-AC) ALT, PS, (AC), OE-NO 60662991 CA, WP CA, WP	6K1045 6K1856
1.9 D	10/95-10/01	160A7.000	48	1929	RR1376 RR1376K1	PS AC ALT ALT, (AC)	1A0650 5K0940 6K0923 6K0986
1.9 JTD, 1.9 JTD 105	12/98-10/01	182B9.000, 182B4.000	74-77	1910	RR1039 RR1039K2	ALT, PS, (-AC) ALT, PS, AC, 03/1999⇒, MTR-NO 1370829⇒ CA CA	6K1038 6K1795
1.9 TD 100 S	03/96-10/01	182A7.000, 182A8.000	55-74	1910	RR1132	ALT, (-AC) ALT, (AC), ⇒MTR-NO 1865931 ALT, (AC), MTR-NO 1865932⇒ CA	6K1038 6K1830 6K1836
2.0 HGT 20V	10/95-10/01	182A1.000	108-113	1998	RR1200	ALT, (AC), MTR-NO 0517624⇒ ALT, (AC), ⇒MTR-NO 0517623 ALT, (-AC) PS CA	6DK1225 6DK1237 6K0698 6K1138

### CINQUECENTO (170)

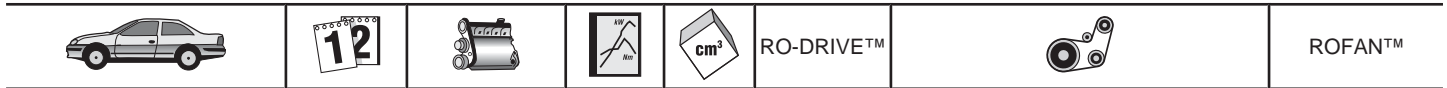
0.7 i	07/94-01/98	170A.046	22	704		ALT	1A0735
0.9 i.e. S	07/91-07/99	1170A1.000, 1170A1.046	29	899		ALT AC	1A0800 3A0850
1.1 Sporting	10/94-01/98	176B2.000	40	1108	RR1130 RR1130K1	ALT, (AC) ALT, (-AC) AC MTR-NO 9042884⇒ MTR-NO 9042884⇒	4K0545 4K0673 4K0785



					RO-DRIVE™		ROFAN™
<b>FIAT</b>							
<b>CINQUECENTO (170)</b>							
↩							
					RR1151	⇒MTR-NO 9042883	
					RR1151K1	⇒MTR-NO 9042883	
<b>COUPE (FA/175)</b>							
1.8 16V	03/96-08/00	183A1.000	96	1747		ALT, PS, (-AC) ALT, PS, (AC), OE-NO 60662991	6K1045 6K1856
					RR1203	CA, WP	
					RR1203K1	CA, WP, ⇒05/1998	
					RR1203K2	CA, WP, 06/1998⇒	
2.0 16V, 2.0 16V Turbo	11/93-08/96	836A3.000, 175A1.000	102-140	1995		PS, (AC) AC PS ALT, WP ALT, WP, (AC)	3A0750 3A0850 3A0875 5K1040 5K1054
					RR1175		
					RR1469	BS	
2.0 20V, 2.0 20V Turbo	08/96-08/00	182A1.000, 175A3.000, 182B3.000	108-162	1998		ALT, (AC), MTR-NO 0517624⇒ ALT, (AC), ⇒MTR-NO 0517623 ALT, (-AC) PS CA	6DK1225 6DK1237 6K0698 6K1138
					RR1200		
	04/98-08/00	182B3.000	113	1998		ALT, AC ALT, (-AC) PS	6DK1225 6K0698 6K1138
					RR1200		
<b>CROMA (154)</b>							
1900 Turbo D i.d.	05/89-10/92	154C6.000	66	1929		PS ALT ALT, AC	1A0710 5K0906 5K0962
2000 16V	08/92-08/96	154E1.000	101	1995		PS, (AC) PS AC ALT	3A0750 3A0850 3A0875 4K1100
					RR1175		
2000 CHT	12/85-02/89	154A1.000	66-74	1995		PS, ⇒RICAMBI-NO 0206424 AC, ⇒RICAMBI-NO 0216250 ALT ALT, (AC), ⇒RICAMBI-NO 0216250 PS, (AC), RICAMBI-NO 0216251⇒ PS, (AC), ⇒RICAMBI-NO 0216250 PS, RICAMBI-NO 0206425⇒ AC, RICAMBI-NO 0216251⇒ ALT, (AC), RICAMBI-NO 0216251⇒	1A0825 1A0838 1A1090 1A1090 3A0750 3A0775 3A0850 3A0875 4K1100
					RR1384	CA	
					RR1469	BS	
2000 i.e.	03/86-09/90	834B.048	83	1995		PS, ⇒RICAMBI-NO 0206424 AC, ⇒RICAMBI-NO 0216250 ALT ALT, (AC), ⇒RICAMBI-NO 0216250 PS, (AC), RICAMBI-NO 0216251⇒ PS, (AC), (1.HYDP) PS, (AC), ⇒RICAMBI-NO 0216250 PS, RICAMBI-NO 0206425⇒ AC, RICAMBI-NO 0216251⇒ ALT, (AC), RICAMBI-NO 0216251⇒	1A0825 1A0838 1A1090 1A1090 3A0750 3A0775 3A0775 3A0850 3A0875 4K1100
					RR1384	CA	
					RR1469	BS	
2000 i.e. Turbo	06/87-08/96	834C.146, 154C4.046	110	1995		PS, (1.HYDP), ⇒RICAMBI-NO 0216250, (AC) PS, ⇒RICAMBI-NO 0216250, (AC) AC, ⇒RICAMBI-NO 0216250 ALT, ⇒RICAMBI-NO 0216250, (PS) PS, (AC), 01/1991⇒ PS, (1.HYDP), 01/1991⇒ PS AC, 01/1991⇒ ALT, 01/1991⇒	1A0750 1A0775 1A0838 1A1090 3A0750 3A0800 3A0850 3A0875 4K1100
					RR1384	CA	
					RR1469	BS	
2000 i.e., 2000 i.e. Turbo	12/85-08/96	154A2.000, 834B.000, 154C3.000, 154C3.046	85-114	1995		PS, (1.HYDP), ⇒RICAMBI-NO 0216250, (AC) PS, ⇒RICAMBI-NO 0216250, (AC) PS AC, ⇒RICAMBI-NO 0216250 ALT ALT, ⇒RICAMBI-NO 0216250, (PS)	1A0750 1A0775 1A0825 1A0838 1A1090 1A1090
					RR1384	CA	
					RR1469	BS	
2500 D	12/85-12/89	8144.67	55	2499		ALT	1A0635







**FIAT**

**CROMA (154)**

						HYDP AC, ⇨MTR-NO 752412 WP, ⇨11/1986 AC, MTR-NO 752413⇨ WP, 11/1986⇨ CA CA	1A0715 1A0813 1A0925 3A0825 3A0925
2500 TD	12/85-08/89	8144.91.2000	74	2445	RR1305 RR1305K1	ALT HYDP AC, ⇨MTR-NO 752412 WP, ⇨11/1986 AC, MTR-NO 752413⇨ WP, 11/1986⇨	1A0635 1A0710 1A0813 1A0925 3A0825 3A0925
	05/89-08/96	8144.97Y, 8144.97, 8144.97.2400	85	2500		ALT HYDP AC, ⇨MTR-NO 752412 AC, ⇨02/1991, MTR-NO 752413⇨ AC, 02/1991⇨ WP 01/1993⇨ MTR-CODE 8144.97Y, 01/1993⇨	1A0635 1A0710 1A0813 3A0825 3A0825 3A0925
2500 V6	06/93-08/96	834G.000	119	2492		PS, (-LC) PS, (LC) ALT, (-AC) ALT, (AC)	4K0770 4K0785 7K1175 7K1240

**CROMA (194)**

1.8 16V	12/05-	939A4.000	103	1796	RR1068	ALT, WP, AC CA	5K1546
1.9 D Multijet	06/05-	939A1.000	88	1910	RR1049	ALT, 05/2007⇨ ALT, AC, 05/2007⇨ CA	6K1400 6K1413
		939A2.000	110	1910	RR1050	ALT, AC CA	6K1413
2.2 16V	06/05-	194A1.000	108	2198		ALT	5K1030
2.4 D Multijet	06/05-	939A3.000	147	2387	RR1050	ALT PS, AC CA	5K0595 ELAST 6K1580

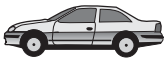





**DOBLO**

1.2	03/01-	223A5.000	48	1242		PS ALT, (PS), (-AC) ALT, (-PS), (-AC) ALT, (PS), (AC) AC	3K0915 4K0665 4K0673 4K0698 4K0841
					RR1015	CA, MTR-CODE 223 A5.000, ⇨MTR-NO 2533528	
					RR1015K1	CA, MTR-CODE 223 A5.000, ⇨MTR-NO 2533528	
					RR1041	CA, MTR-CODE 223 A5.000, MTR-NO 2533529⇨	
1.3 D Multijet, 1.3 JTD, 1.3 JTD 16V	05/04-	199A2.000, 199A9.000, 223A9.000	51-62	1248		PS ALT, (-AC) ALT, (AC)	4K1022T1 6K1080 6K1310
					RR1041	PS, (-AC) ALT, (-AC) ALT, (AC) CA	3K0915 4K0665 5K1150
1.6, 1.6 16V, 1.6 Natural Power	10/01-	182B6.000	68-76	1596	RR1201 RR1201K1	ALT, Russia ALT, (-AC) CA CA	4K0874T1 5K0940
1.9 D	03/01-	223A6.000	46	1910		ALT, PS ALT, PS, AC CA	6K1054 6K1815
					RR1132	ALT, (-AC) ALT, (AC) CA CA	6K1054 6K1815
1.9 D Multijet	10/01-	186A9.000	88	1910		ALT, PS, (-AC) ALT, PS, AC CA	6K1054 6K1815
					RR1039 RR1039K2	CA, ⇨04/2003, ⇨MTR-NO 3646771	
1.9 JTD	10/01-	182B9.000, 223B2.000	74	1910		ALT, PS, (-AC) ALT, PS, AC CA	6K1054 6K1815
					RR1039 RR1039K2	ALT, PS ALT, PS, AC CA CA	6K1054 6K1815
	07/03-	223B1.000, 223A7.000	77	1910	RR1039 RR1039K2	ALT, PS ALT, PS, AC CA CA	6K1054 6K1815

**DUCATO**

100 Multijet 2,2 D	07/06-	4HV	74	2198		PS, (AC) ALT, PS, (-AC), 2 BELTS	4K0922T1 6K0873T1
--------------------	--------	-----	----	------	--	-------------------------------------	----------------------



					RO-DRIVE™		ROFAN™
<b>FIAT</b>							
<b>DUCATO</b>							
120 Multijet 2,3 D	07/06-	F1AE0481D	88	2287	RR1083 RR1083K1	ALT, (AC) AC CA CA	6K1670 4K0903 ELAST
160 Multijet Power 3,0 D	07/06-	F1CE0481D	116	2999		ALT	6K1165
<b>DUCATO (230, 230L)</b>							
1.9 D	03/94-04/02	230A2.000	51	1929	RR1375 RR1375K1	PS ALT AC	1A0700 5K0940 5K1040
1.9 TD	04/98-04/02	DJY, D9B, DHX	50-66	1905	RR1004 RR1004K1	PS ALT ALT, AC	4K0755 6K0730 6K1153
	03/94-04/02	230A3.000	59-60	1929	RR1375 RR1375K1	PS ALT ALT, (PS) AC ALT, (PS), (AC)	1A0700 5K0925 5K0962 5K1040 6K0962
2.0	03/94-04/02	RFW	80	1998	RR1213	PS ALT, (-AC) ALT, (AC) CA	4K0755 6K0698 6K1100
2.0 JTD	10/01-04/02	RHV	62	1997	RR1139 RR1139K1	PS, (AC) ALT, AC ALT, PS, (-AC)	4K0755 6K1180 6K1468
2.5 D	03/94-04/02	8140.67	62	2500	RR1452 RR1452K1	VACP AC, ⇨MTR-NO 2669394 AC, MTR-NO 2669395⇨ ALT	1A0600 5K1090 5K1100 6K0900
2.5 TD	06/94-04/02	8140.47	80-85	2499	RR1138 RR1138K1	AC, (FWD) AC, ⇨MTR-NO 2669394, (4WD) AC, MTR-NO 2669395⇨, (4WD) ALT CA CA	5K1054 5K1090 5K1100 6K0900
2.5 TDI	03/94-04/02	8140.47, 8140.47R	80-85	2500	RR1138 RR1138K1	AC, ⇨MTR-NO 2669394 AC, MTR-NO 2669395⇨ ALT CA CA	5K1090 5K1100 6K0900
2.8 D	02/98-04/02	8140.63	64	2800	RR1138 RR1138K1	PS AC ALT, ⇨12/1999, ⇨MTR-NO 2976897 ALT, 01/2000⇨, MTR-NO 2976898⇨	1A0700 5K1100 6K0915 6K0948
2.8 JTD	11/00-04/02	8140.43S	93-94	2799	RR1452 RR1452K1	AC ALT, OE-NO 504171190 ALT, OE-NO 500385160 CA CA	5K1100 6K0948 6K0995
2.8 TDI	10/97-04/02	8140.43	90	2800	RR1102 RR1102K1	PS AC ALT, WP, ⇨MTR-NO 2976897, ⇨12 /1999 ALT, WP, MTR-NO 2976898⇨, 01 /2000⇨	1A0700 5K1100 6K0915 6K0948
<b>DUCATO (244, Z_)</b>							
2.0 JTD	04/02-	RHV	62	1997	RR1139 RR1139K1	PS, (AC) ALT, AC ALT, PS, (-AC)	4K0755 6K1180 6K1468
2.0, 2.0 Bipower	04/02-	RFL	81	1998	RR1213	ALT ALT, AC	6K0698 6K1090





RO-DRIVE™

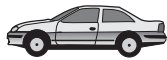


ROFAN™

### FIAT

Modelo	Fecha	Código	Medida	Volumen	Material	Descripción	Código
<b>DUCATO (244, Z_)</b>							
2.3 JTD	04/02-	F1AE0481C	81	2286	RR1083 RR1083K1	AC, MTR-NO 0113089⇒ AC, ⇒MTR-NO 0113089 CA CA	4K0903 ELAST 4K0985
2.8 JTD, 2.8 JTD Power	04/02-	8140.43S, 8410.43N	94-107	2798	RR1452 RR1452K1	AC ALT, (MANL) ALT, (AUTOM) CA CA	5K1100 6K0948 6K0995
<b>DUCATO (280)</b>							
1.8	01/82-10/88	169B	49	1783		FAN WP ALT	1A0710 1A0888 1A0925
1.9 D	01/88-08/90	149B1.000	52	1929		ALT, ⇒MTR-NO 0889988 ALT, MTR-NO 0889989⇒	1A0875 5K0925
1.9 TD	03/89-08/90	280A1.000	60	1929	RR1375 RR1375K1	ALT, ⇒MTR-NO 0889988 ALT, MTR-NO 0889989⇒	1A0913 5K0925
2.0	07/85-08/90	170D, 170B, XN1T	55-62	1971		WP ALT	1A0888 1A0925
2.4 D	01/82-08/90	8144.61	53	2428	RR1305 RR1305K1	ALT	1A0913
2.4 TD	01/87-08/90	8144.21, 8144.21.220	68	2445	RR1374	ALT ⇒07/1990	1A0913
2.5 D	01/82-08/90	8144.67	55	2500	RR1305 RR1305K1	ALT AC CA, ⇒07/1990 CA, MTR-CODE 8144.67	1A0913 5K1432
<b>DUCATO (290)</b>							
1.9 D	07/90-03/94	149B1.000	52	1929		ALT, ⇒MTR-NO 0889988 ALT, MTR-NO 0889989⇒	1A0913 5K0925
1.9 TD	03/89-03/94	280A1.000	60	1929	RR1375 RR1375K1	ALT	5K0925
2.0	07/90-03/94	170D	62	1971		WP ALT	1A0888 1A0925
2.5 D	07/90-03/94	8144.67	55	2500	RR1452 RR1452K1	ALT AC CA CA	1A0913 5K1432
2.5 TD	07/90-03/94	8140.27	70	2500	RR1138 RR1138K1	ALT 07/1990⇒	1A0913
<b>DUNA (146 B)</b>							
60 1.1	01/87-12/91	146A6.000	43	1116	RR1373	ALT	1A1000
70 1.3	01/87-12/91	146A5.000	49	1301	RR1373	ALT	1A1000
DS 1.7	01/87-12/91	149B3.000	44	1698	RR1007 RR1007K1	ALT	1A0888
<b>ELBA (146_)</b>							
1.3	04/91-02/95	146A5.000	43-49	1298	RR1373	ALT CA	1A1000
<b>FIORINO</b>							
1.3 D Multijet	02/08-	199A2.000	55	1248		PS ALT, (-AC) ALT, (AC)	4K1022T1 6K1180 6K1325
1.4	02/08-		54	1360	RR1075 RR1075K1	ALT, (-AC) CA CA	6K1225
<b>FIORINO (127)</b>							
1050	01/80-12/87	127A.000	37	1049	RR1362	ALT	1A1000
<b>FIORINO (146, 146 Uno)</b>							
1.3	01/88-12/94	146A5.000	49	1301	RR1373	ALT	1A1000
1.4	05/94-05/01	146D5.000	49	1372	RR1386 RR1386K1	ALT, ⇒03/1995 PS ALT, 03/1995⇒ ⇒CH-NO 8220596	1A0865 1A0950 4K0938
1.6	01/94-05/01	146C6.000, 146D6.000	55	1581		ALT, ⇒03/1995 PS ALT, 03/1995⇒	1A0865 1A0950 4K0938





RO-DRIVE™



ROFAN™

## FIAT

### FIORINO (146, 146 Uno)

1.7 D, 1.7 TD	05/88-10/99	146B2.000, 149B3.000, 146D7.000	42-46	1698	RR1386 RR1386K1	⇒CH-NO 8220596 ALT, ⇒09/1990 ALT, 10/1990⇒ PS ALT, (PS)	1A0888 1A0913 3K0690 5K0884
60 1.1	05/88-12/93	146A9.000	40	1116	RR1007 RR1007K1	ALT	1A1000
60 1.7 D	05/88-05/00	149B3.000	42-44	1698	RR1326	ALT, ⇒09/1990 ALT, 10/1990⇒ PS ALT, (PS)	1A0888 1A0913 3K0690 5K0884
65 1.7 TD	01/97-05/01	146D7.000	46	1698	RR1007 RR1007K1	ALT PS ALT, (PS)	1A0913 3K0690 5K0884
70 1.3	01/88-12/94	146A5.000	49	1301	RR1373	ALT	1A1000
70 i.e. 1.4	05/94-05/01	146C5.000, 146D5.000	49	1372	RR1386 RR1386K1	ALT, ⇒03/1995 PS ALT, 03/1995⇒	1A0865 1A0950 4K0938
75 i.e. 1.5	05/88-12/93	149C1.000	55	1499	RR1394	⇒CH-NO 8220596 ALT	1A0825
75 i.e. 1.6	10/93-05/01	146C6.000, 146D6.000	55	1581	RR1386 RR1386K1	ALT, ⇒03/1995 PS ALT, 03/1995⇒	1A0865 1A0950 4K0938

### FIORINO (147)

1.0	01/80-12/87	127A.000	37	1049	RR1362	ALT	1A1000
	12/86-04/88	156A.000	41	1049	RR1362	ALT ALT, (SELECTA) ALT	1A0825 1A0825 3K0690
1.1 60	11/86-04/88	146A9.000	40	1116	RR1326	ALT	1A1000
1.3	12/87-08/93	146A5.000	49	1288	RR1373	ALT	1A1000
1.3 Diesel	03/82-12/87	127A5.000	33	1288	RR1394	ALT	1A1060
1.5	01/88-08/93	149C1.000	55	1499	RR1394	ALT	1A0825
1.7 Diesel	12/87-	149B2.000, 149B3.000	42-44	1698	RR1007 RR1007K1	ALT, ⇒09/1990 ALT, 10/1990⇒	1A0888 1A0913
						MTR-CODE 149B3.000	

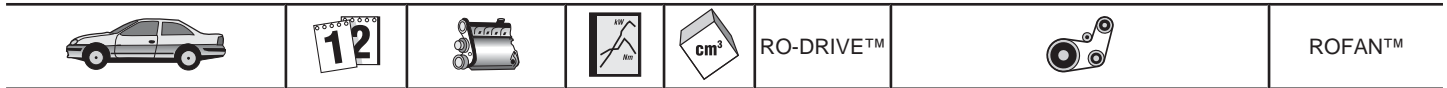
### GRANDE PUNTO (199)

1.2	10/05-	199A4.000	48	1242	RR1041	ALT, (-AC) ALT, (AC) CA, MTR-CODE 199 A4.000	4K0665 5K1150
1.3 D Multijet	10/05-	199A2.000, 199A3.000	55-66	1248	RR1041	ALT, (-AC) ALT, (AC)	6K1180 6K1325
1.4	10/05-	350A1.000	57	1368	RR1041	ALT, (-AC) ALT, (AC) CA, MTR-CODE 350 A1.000	4K0665 5K1150
1.4 16V, 1.4 Abarth, 1.4 T-Jet	10/05-	198A4.000, 199A6.000	70-114	1368	RR1089 RR1089K1	ALT, (-AC) ALT, (AC) CA CA	4K0665 5K1150
1.9 D Multijet	10/05-	939A1.000, 939A5.000	88-96	1910	RR1049	ALT, (AC), OE-NO 51758124 CA	6K1390

### IDEA

1.4 16V	12/03-	843A1.000, 192B2.000	66-70	1368	RR1089 RR1089K1	ALT, (-AC) ALT, (AC) CA CA	4K0673 5K1150
1.2 16V	01/04-	188A5.000	59	1242	RR1089 RR1089K1	ALT, (-AC) ALT, (AC) CA CA	4K0673 5K1150
1.3 D Multijet	10/05-	199A3.000	66	1248		ALT, (-AC)	6K1080

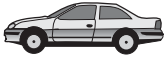










FIAT

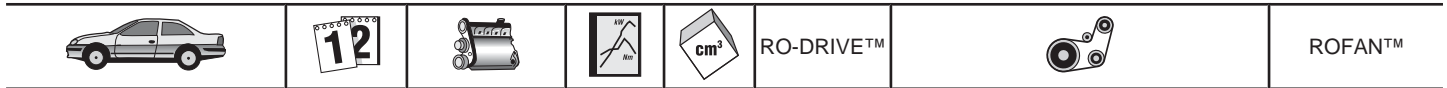
FIAT							
<b>IDEA</b>							
						ALT, (AC)	6K1310
1.3 JTD	01/04-	188A9.000	51	1248		ALT, (-AC)	6K1180
						ALT, (AC)	6K1310
1.4	10/05-	350A1.000	57	1368		ALT, (-AC)	4K0673
					RR1041	ALT, (-AC)	5K1150
						CA	
1.9 JTD	01/04-	188B2.000	74	1910		ALT, AC	6K1195
					RR1039		
					RR1039K2		
<b>LINEA</b>							
1.3 D Multijet	06/07-	199A3.000	66	1248		PS	4K1022T1
						ALT, (-AC)	6K1180
						ALT, (AC)	6K1318
1.4	06/07-	350A1.000	57	1368		ALT, (-AC)	4K0665
					RR1041	ALT, (AC)	5K1150
						CA	
1.4 T-Jet	09/07-	198A4.000	88	1368		ALT, (-AC)	4K0665
					RR1089	ALT, (AC)	5K1150
					RR1089K1	CA	
						CA	
<b>MAREA (185)</b>							
1.2 16V	10/98-	182B2.000	60	1242		PS	3K0915
						ALT, (-AC)	4K0673
						ALT, (AC)	4K0698
					RR1089	AC	4K0841
					RR1089K1	CA	
						CA	
1.4 80 12V	09/96-	182A3.000	59	1370		ALT, PS, (-AC)	6K1045
					RR1202	CA	
					RR1202K1	CA	
1.6	09/00-08/02	182B6.000	76	1596		PS	3K0670
						AC	4K0962
					RR1201	ALT	5K0940
					RR1201K1	CA	
						CA	
1.6 100 16V	09/96-	182A4.000	76	1581		PS	3K0670
						AC, OE-NO 71718443, OE-NO 46759895	4K0924 ELAST
						AC, OE-NO 71718443, OE-NO 46759895	4K0924T1
						AC, ⇨06/2001, OE-NO 46542302, OE-NO 46537099	4K0962
					RR1201	ALT	5K0940
					RR1201K1	CA	
						CA	
1.6 100 16V Bipower	04/99-	186A4.000, 185A3.000	76	1581		RR1201	
					RR1201K1		
1.8 115 16V	09/96-	182A2.000	83	1747		ALT, (-AC)	6K1045
					RR1203	ALT, (AC), OE-NO 60662991	6K1856
					RR1203K2	CA, WP	
						CA, WP	
1.9 JTD 105, 1.9 JTD 110	04/99-	186A6.000, 182B4.000	77-81	1910		ALT, (-AC)	6K1038
					RR1039	ALT, (AC)	6K1836
					RR1039K2	CA, WP	
						CA, WP	
1.9 TD 75, 1.9 TD 100	09/96-	182A7.000, 182A8.000, 182B9.000	55-74	1910		ALT, (-AC)	6K1038
						ALT, (AC), ⇨MTR-NO 1865931	6K1830
					RR1132	ALT, (AC), MTR-NO 1865932⇨	6K1836
						CA	
2.0 150 20V	09/96-01/01	182A1.000, 182B7.000	108-113	1998		ALT, (AC), MTR-NO 0517624⇨	6DK1225
						ALT, (AC), ⇨MTR-NO 0517623	6DK1237
						ALT, (-AC)	6K0698
					RR1200	PS	6K1138
						CA	
	01/01-	185A8.000	110	1998		ALT, (AC)	6DK1225
						ALT, (-AC)	6K0698
					RR1163	PS	6K1138
2.4 JTD 130	04/99-	185A6.000, 839A5.000	96	2387		ALT, PS	6K1105
					RR1039	ALT, PS, AC	6K1760
					RR1039K1		
2.4 TD 125	09/96-04/99	185A2.000	91	2387		ALT	6K1100
					RR1182	ALT, AC	6K1733
					RR1182K1		
<b>MULTIPLA (186)</b>							
1.6 16V	04/99-	182A4.000	70-76	1581		PS	3K0670



					RO-DRIVE™		ROFAN™
<b>FIAT</b>							
<b>MULTIPLA (186)</b>							
						AC, OE-NO 71718443, OE-NO 46759895	<b>4K0924 ELAST</b>
						AC, OE-NO 71718443, OE-NO 46759895	<b>4K0924T1</b>
						AC, ⇒06/2001, OE-NO 46542302, OE-NO 46537099	<b>4K0962</b>
						ALT, WP	<b>5K0940</b>
						RR1201 CA	
						RR1201K1 CA	
	03/01-	182B6.000	68-76	1596		PS	<b>3K0670</b>
						AC, OE-NO 71718443, OE-NO 46759895	<b>4K0924 ELAST</b>
						AC, OE-NO 71718443, OE-NO 46759895	<b>4K0924T1</b>
						ALT, WP	<b>5K0940</b>
						RR1201 CA	
						RR1201K1 CA, MTR-CODE 182B6.000	
1.9 JTD	04/99-	186A6.000, 186A8.000, 186A9.000, 182B4.000	77-88	1910		ALT, (-AC)	<b>6K1038</b>
						ALT, (AC)	<b>6K1836</b>
						RR1039 CA, WP	
						RR1039K2 CA, WP	
<b>PALIO (178BX)</b>							
1.0	04/96-		45-56	994		ALT	<b>6K1105</b>
1.2	06/98-	176A8.000, 178E2.000	54	1242		PS	<b>3K0915</b>
						ALT, (-AC), 05/2002⇒	<b>4K0665</b>
						ALT, (-AC), ⇒04/2002	<b>4K0673</b>
						ALT, (AC)	<b>4K0698</b>
						AC	<b>4K0841</b>
						RR1015 MTR-NO 9042884⇒	
						RR1015K1 MTR-NO 9042884⇒	
						RR1177 ⇒MTR-NO 9042883	
						RR1177K1 ⇒MTR-NO 9042883	
1.3	06/03-		53	1297		PS	<b>4K1022T1</b>
1.6 16V	04/96-	178B3.000	74	1581		PS	<b>3K0670</b>
						AC	<b>4K0855</b>
						ALT	<b>5K0950</b>
						RR1201 CA	
						RR1201K1 CA	
1.7 TD	07/97-	176A5.000	52-53	1697		AC, MTR-NO 02138440⇒	<b>4K0915</b>
						AC, ⇒MTR-NO 02138439	<b>4K0938</b>
						ALT	<b>6K0986</b>
						RR1007 CA	
						RR1007K1 CA	
<b>PALIO Weekend (178DX)</b>							
1.2	04/96-02/01	178B5.000	54	1242		PS	<b>3K0915</b>
						ALT, (-PS), (-AC)	<b>4K0673</b>
						ALT, (PS), (AC)	<b>4K0698</b>
						AC	<b>4K0841</b>
						RR1015 MTR-NO 9042884⇒	
						RR1015K1 MTR-NO 9042884⇒	
						RR1177 ⇒MTR-NO 9042883	
						RR1177K1 ⇒MTR-NO 9042883	
	02/01-	188A4.000	44	1242		PS	<b>3K0915</b>
						ALT, (-AC), 05/2002⇒	<b>4K0665</b>
						ALT, (-AC), ⇒04/2002	<b>4K0673</b>
						ALT, (AC)	<b>4K0698</b>
						AC	<b>4K0841</b>
						RR1015 CA, MTR-CODE 188 A4.000, ⇒MTR-NO 2533528	
						RR1015K1 CA, MTR-CODE 188 A4.000, ⇒MTR-NO 2533528	
						RR1041 CA, MTR-CODE 188 A4.000, MTR-NO 2533529⇒	
1.4	07/97-08/01	178B2.000	51	1372		PS	<b>1A0690</b>
						AC, 05/1999⇒	<b>4K0841</b>
						AC, ⇒04/1999	<b>4K0855</b>
						ALT	<b>5K0955</b>
						RR1386 CA	
1.6	07/97-	178C7.098	70	1581		AC	<b>4K0855</b>
						ALT, 02/2000⇒	<b>5K0940</b>
						ALT, ⇒01/2000	<b>5K0955</b>
						RR1201 CA	
						RR1201K1 CA	
1.6 16V	04/96-	178B3.000, 182B6.000	74-76	1581		PS	<b>3K0670</b>
						AC	<b>4K0855</b>
						ALT, OE-NO 46738444	<b>5K0940</b>
						ALT, OE-NO 46473060	<b>5K0955</b>
						RR1201 CA	







**FIAT**

**PALIO Weekend (178DX)**

1.7 TD	04/96-03/01	176A3.000	51	1698	RR1201K1 RR1007 RR1007K1	CA AC, MTR-NO 02138440⇨ AC, ⇨MTR-NO 02138439 ALT	4K0905 4K0938 6K0986
1.9 D	03/01-	223A6.000	46	1910	RR1132	ALT, (-AC) ALT, (AC) CA	6K1050 6K1815
1.9 JTD	09/01-	188A2.000	59	1910	RR1039 RR1039K2	ALT, (-AC) ALT, (AC) CA CA	6K1090 6K1850

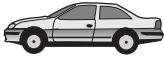





**PANDA (141A\_)**

750	01/86-12/97	156A4.000	25	770	RR1130 RR1130K1 RR1447 RR1447K1	ALT, (OHC) ALT, (OHV) MTR-NO 9042884⇨ MTR-NO 9042884⇨ ⇨MTR-NO 9042883 ⇨MTR-NO 9042883	1A0675 1A0800
1000	01/85-12/92	156A3.000	37	999	RR1447 RR1447K1	ALT, ⇨MTR-NO 4233955	1A0675
1000 4x4, 1000 i.e.	01/86-08/98	156A2.100, 156A3.100, 141C2.000, 156A2.246	32-37	999	RR1130 RR1130K1 RR1447 RR1447K1	ALT, ⇨MTR-NO 4233955 ALT ALT, MTR-NO 4233956⇨ MTR-NO 9042884⇨ MTR-NO 9042884⇨ ⇨MTR-NO 9042883 ⇨MTR-NO 9042883	1A0675 1A0675 4K0673
1100	02/95-09/03	176B2.000, 187A1.000	40	1108	RR1130 RR1130 RR1130K1 RR1130K1 RR1151 RR1151K1	ALT, (-AC), MTR-NO 0714684⇨ ALT, (-AC), ⇨MTR-NO 0714683 ALT, (AC) MTR-CODE 176 B2.000, CA, MTR-NO 9042884⇨ MTR-CODE 187 A1.000, ⇨MTR-NO 2934169, CA MTR-CODE 176 B2.000, CA, MTR-NO 9042884⇨ MTR-CODE 187 A1.000, ⇨MTR-NO 2934169, CA MTR-CODE 176 B2.000, CA, ⇨MTR-NO 9042883 MTR-CODE 176 B2.000, CA, ⇨MTR-NO 9042883	4K0665 4K0673 5K1150
1100 4x4	05/91-07/04	156C.046	37	1108	RR1130 RR1130K1 RR1447 RR1447K1	ALT, ⇨MTR-NO 4233955 ALT, MTR-NO 4233956⇨ CA, MTR-NO 9042884⇨ CA, MTR-NO 9042884⇨ CA, ⇨MTR-NO 9042883 CA, ⇨MTR-NO 9042883	1A0675 4K0673
	02/95-07/04	176B2.000	40	1108	RR1130 RR1130K1 RR1151 RR1151K1	ALT, (-AC), MTR-NO 0714684⇨ ALT, (-AC), ⇨MTR-NO 0714683 ALT, (AC) MTR-CODE 176 B2.000, MTR-NO 9042884⇨ MTR-CODE 176 B2.000, MTR-NO 9042884⇨ MTR-CODE 176 B2.000, ⇨MTR-NO 9042883 MTR-CODE 176 B2.000, ⇨MTR-NO 9042883	4K0665 4K0673 5K1150
650	01/82-07/04	141A.000	22	652		ALT	1A0800
900	10/80-12/96	1170A1.046, 146A.000, 100GL3.000	29-33	899		ALT	1A0800
950 4x4	09/83-12/86	A112B1.054	35	965		ALT	1A0800

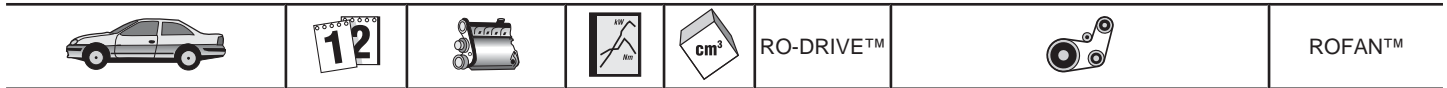
**PANDA (169)**

1.1	09/03-	187A1.000	40	1108	RR1130 RR1130K1	ALT, (-AC) ALT, (AC) CA, ⇨08/2004, ⇨MTR-NO 2533527 CA, ⇨08/2004, ⇨MTR-NO 2533527	4K0665 5K1150
1.2	09/03-	188A4.000	44	1242	RR1015 RR1015K1	ALT, (-AC) ALT, AC CA, MTR-CODE 188 A4.000, ⇨MTR-NO 2533528 CA, MTR-CODE 188 A4.000, ⇨MTR-NO 2533528	4K0665 5K1150



					RO-DRIVE™		ROFAN™
<b>FIAT</b>							
<b>PANDA (169)</b>							
					<b>RR1041</b>	CA, MTR-CODE 188 A4.000, MTR-NO 2533529⇒	
1.3	09/03-	188A9.000	51	1248		ALT, (-AC) ALT, (AC)	<b>6K1180</b> <b>6K1310</b>
1.4	10/06-	169A3.000	74	1368	<b>RR1089</b> <b>RR1089K1</b>	ALT CA CA	<b>5K1150</b>
<b>PANDA Van (141_)</b>							
1.1	05/91-03/95	156C.046	37	1108	<b>RR1130</b> <b>RR1130K1</b> <b>RR1447</b> <b>RR1447K1</b>	ALT, ⇒MTR-NO 4233955 ALT, MTR-NO 4233956⇒ CA, MTR-NO 9042884⇒ CA, MTR-NO 9042884⇒ CA, ⇒MTR-NO 9042883 CA, ⇒MTR-NO 9042883	<b>1A0675</b> <b>4K0673</b>
1.1, 1.1 AWD	09/00-02/04	187A1.000	40	1108	<b>RR1130</b> <b>RR1130K1</b>	ALT, (-AC), MTR-NO 714685⇒ ALT, (-AC), ⇒MTR-NO 714685 ALT, (AC) CA CA	<b>4K0665</b> <b>4K0673</b> <b>5K1150</b>
1000	01/86-02/92	156A2.100, 156A3.100	32	999	<b>RR1130</b> <b>RR1130K1</b> <b>RR1447</b> <b>RR1447K1</b>	ALT, ⇒MTR-NO 4233955 ALT ALT, MTR-NO 4233956⇒ MTR-NO 9042884⇒ MTR-NO 9042884⇒ ⇒MTR-NO 9042883 ⇒MTR-NO 9042883	<b>1A0675</b> <b>1A0675</b> <b>4K0673</b>
1000 i.e	08/92-02/04	156A2.246	33	999	<b>RR1130</b> <b>RR1130K1</b> <b>RR1447</b> <b>RR1447K1</b>	MTR-NO 9042884⇒ MTR-NO 9042884⇒ ⇒MTR-NO 9042883 ⇒MTR-NO 9042883	
750	01/86-07/92	141B.000	25	764	<b>RR1447</b> <b>RR1447K1</b>	ALT, (OHC) ALT, (OHV)	<b>1A0675</b> <b>1A0800</b>
<b>PUNTO (176, 176C)</b>							
1.4 GT Turbo	01/94-09/99	176A4.000, 176B6.000	96-98	1372	<b>RR1386</b> <b>RR1386K1</b>	PS ALT ALT, (AC)	<b>1A0690</b> <b>5K0940</b> <b>5K0990</b>
1.7 D	04/94-09/97	176B3.000	42	1698	<b>RR1007</b> <b>RR1007K1</b>	AC ALT, ⇒MTR-NO 1815650 ALT, MTR-NO 1815652⇒ ALT, (AC)	<b>4K0945</b> <b>5K0940</b> <b>6K0935</b> <b>6K0986</b>
1.7 TD	01/94-09/99	176A5.000	51-52	1698	<b>RR1007</b> <b>RR1007K1</b>	AC ALT, MTR-NO 01815652⇒ ALT, (AC)	<b>4K0950</b> <b>6K0935</b> <b>6K0986</b>
55 1.1	09/93-09/99	176B2.000, 176A6.000	40	1108	<b>RR1130</b> <b>RR1130K1</b> <b>RR1151</b> <b>RR1151K1</b>	PS ALT ALT, (PS), (AC) AC, (PS) MTR-NO 9042884⇒ MTR-NO 9042884⇒ ⇒MTR-NO 9042883 ⇒MTR-NO 9042883	<b>3K0915</b> <b>4K0673</b> <b>4K0706</b> <b>4K0855</b>
60 1.2	01/94-06/00	176A7.000, 176B4.000, 176B1.000	43-44	1242	<b>RR1015</b> <b>RR1015K1</b> <b>RR1177</b> <b>RR1177K1</b>	PS ALT, (-AC) ALT, (AC), MTR-NO 7882273⇒ ALT, (AC), ⇒MTR-NO 7882272 AC, MTR-NO 7882273⇒ AC, ⇒MTR-NO 7882272 MTR-NO 9042883⇒ MTR-NO 9042883⇒ ⇒MTR-NO 9042882 ⇒MTR-NO 9042882	<b>3K0915</b> <b>4K0673</b> <b>4K0698</b> <b>4K0706</b> <b>4K0841</b> <b>4K0855</b>
60 TD 1.7	09/96-09/99	176B7.000	46	1698	<b>RR1007</b> <b>RR1007K1</b>	AC ALT, MTR-NO 01815652⇒ ALT, (AC)	<b>4K0950</b> <b>6K0935</b> <b>6K0986</b>
75 1.2	10/93-09/99	176A8.000	54	1242		PS, MTR-NO 5795655⇒ PS, ⇒MTR-NO 5795654 ALT, (-AC) ALT, (AC), MTR-NO 7882273⇒	<b>3K0915</b> <b>3K0935</b> <b>4K0673</b> <b>4K0698</b>





**FIAT**

**PUNTO (176, 176C)**

					RR1015 RR1015K1 RR1177 RR1177K1	ALT, (AC), ⇨MTR-NO 7882272 AC, MTR-NO 7882273⇨ AC, ⇨MTR-NO 7882272 MTR-NO 9042883⇨ MTR-NO 9042883⇨ ⇨MTR-NO 9042882 ⇨MTR-NO 9042882	4K0706 4K0841 4K0855
85 16V 1.2	04/97-06/00	176B9.000	63	1242	RR1089 RR1089K1	PS ALT, (-AC) ALT, (AC), MTR-NO 7882273⇨ ALT, (AC), ⇨MTR-NO 7882272 AC, MTR-NO 7882273⇨ AC, ⇨MTR-NO 7882272	3K0915 4K0673 4K0698 4K0706 4K0841 4K0855
90 1.6	01/94-04/97	176A9.000	65	1581	RR1386 RR1386K1	PS AC, MTR-NO 09396122⇨ AC, ⇨MTR-NO 09396121 ALT	1A0690 4K0975 4K1006 5K0940

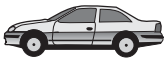





**PUNTO (188)**

1.2 16V 80	09/99-	188A5.000	59	1242	RR1089 RR1089K1	(RHD), PS ALT, (-AC), MTR-NO 714686⇨ ALT, (-AC), ⇨MTR-NO 714685 (RHD), ALT, AC (RHD), AC 09/2001⇨, ALT, AC ⇨08/2001, ALT, AC	3K0915 4K0665 4K0673 4K0698 4K0841 5K1150 5K1173
1.2 60	09/99-	188A4.000	44	1242	RR1015 RR1015K1 RR1041	ALT, (-AC), MTR-NO 714686⇨ ALT, (-AC), ⇨MTR-NO 714685 ALT, AC, 02/2002⇨ ALT, AC, ⇨01/2002 CA, MTR-CODE 188 A4.000, ⇨MTR-NO 2533528 CA, MTR-CODE 188 A4.000, ⇨MTR-NO 2533528 CA, MTR-CODE 188 A4.000, MTR-NO 2533529⇨	4K0665 4K0673 5K1150 5K1173
1.2 Natural Power	09/03-	188A4.000	44	1242	RR1015 RR1015K1 RR1041	ALT, (-AC), MTR-NO 0714686⇨ ALT, (-AC), ⇨MTR-NO 0714685 AC, (RHD) ALT, (AC) CA, MTR-CODE 188 A4.000, ⇨MTR-NO 2533528 CA, MTR-CODE 188 A4.000, ⇨MTR-NO 2533528 CA, MTR-CODE 188 A4.000, MTR-NO 2533529⇨	4K0665 4K0673 4K0841 5K1150
1.3 JTD 16V	06/03-	188A9.000	51	1248		ALT, (-AC) ALT, (AC)	6K1180 6K1310
1.4	09/03-	843A1.000	70	1368	RR1089 RR1089K1	ALT, (-AC) ALT, AC	4K0673 5K1150
1.8 130 HGT	09/99-	183A1.000, 188A6.000	96	1747	RR1163 RR1163K1 RR1203 RR1203K2	ALT, OE-NO 73501580 ALT, OE-NO 60674147 ALT, OE-NO 60667257 MTR-CODE 183.A6.000, 09/2000⇨ MTR-CODE 183.A6.000 MTR-CODE 183.A1.000, ⇨08/2000 MTR-CODE 183.A1.000	6K1760 6K1795 6K1815
1.9 DS 60	09/99-	188A3.000	44	1910	RR1132	ALT ALT, AC, 04/2002⇨ ALT, AC, ⇨03/2002 CA	6K0815 6K1195 6K1230
1.9 JTD	09/99-	188A2.000, 188A7.000	59-63	1910	RR1039 RR1039K2	ALT ALT, AC, 04/2002⇨ ALT, AC, ⇨03/2002	6K0815 6K1195 6K1230
	06/03-	188B2.000	74	1910	RR1039 RR1039K2	ALT, AC MTR-CODE 188 B2.000 MTR-CODE 188 B2.000	6K1195

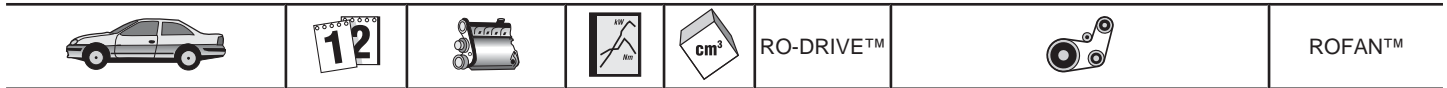
**PUNTO Van (176L)**

1.1	04/96-02/00	176B2.000	40	1108		PS	3K0915
-----	-------------	-----------	----	------	--	----	--------



					RO-DRIVE™		ROFAN™
<b>FIAT</b>							
<b>PUNTO Van (176L)</b>							
						ALT, (-PS), (-AC) ALT, (AC) AC, (PS)	4K0673 4K0706 4K0855
					RR1130 RR1130K1 RR1151 RR1151K1	MTR-NO 9042884⇒ MTR-NO 9042884⇒ ⇒MTR-NO 9042883 ⇒MTR-NO 9042883	
1.7 D	04/96-02/00	176B3.000	42	1698		ALT	6K0935
					RR1007 RR1007K1		
1.7 TD	04/96-02/00	176A5.000	52	1698		AC ALT, MTR-NO 01815652⇒ ALT, (AC)	4K0950 6K0935 6K0986
					RR1007 RR1007K1		
<b>PUNTO Van (188AX)</b>							
1.2 60	02/00-	188A4.000	44	1242		ALT, (-AC), MTR-NO 714686⇒ ALT, (-AC), ⇒MTR-NO 714685 AC, (RHD) ALT, AC, 02/2002⇒ ALT, AC, ⇒01/2002	4K0665 4K0673 4K0841 5K1150 5K1173
					RR1015 RR1015K1 RR1041	CA, MTR-CODE 188 A4.000, ⇒MTR-NO 2533528 CA, MTR-CODE 188 A4.000, ⇒MTR-NO 2533528 CA, MTR-CODE 188 A4.000, MTR-NO 2533529⇒	
1.9 D 60	02/00-	188A3.000	44	1910		ALT ALT, AC, 04/2002⇒ ALT, AC, ⇒03/2002	6K0815 6K1195 6K1230
					RR1132	CA	
1.9 JTD	02/00-	188A7.000	63	1910		ALT ALT, AC, 04/2002⇒ ALT, AC, ⇒03/2002	6K0815 6K1195 6K1230
					RR1039 RR1039K2		
<b>QUBO</b>							
1.3 D Multijet	09/08-	199A2.000	55	1248		PS ALT, (-AC) ALT, (AC)	4K1022T1 6K1180 6K1325
1.4	09/08-		54	1360		ALT, (-AC) CA	6K1225
					RR1075 RR1075K1	CA	
<b>REGATA</b>							
100 1.6, 100 Super 1.6	10/83-12/90	149A4.000	74	1585		PS AC AC ALT, (AC) ALT ALT	1A0685 1A0775 1A0825 1A0913 1A0940 1A1050
60 Diesel 1.7	05/85-03/89	149B3.000	44	1698		ALT ALT, (PS)	1A0888 5K0836
	09/83-12/86	138B6.000	43	1714		ALT	1A0825
65 Diesel 1.9	04/84-07/89	149A1.000	48	1929		PS, MTR-NO 387355⇒ PS, ⇒MTR-NO 387354 PS, (AC) ALT, ⇒RICAMBI-NO 7056787, ⇒RICAMBI-NO 7380450 ALT, RICAMBI-NO 7056788⇒, RICAMBI-NO 7380451⇒	1A0650 1A0775 1A0775 1A0875 1A0888
						ALT, AC	6K1610
70 1.3	09/83-07/89	149A3.000, 149A7.000	48	1301		ALT, (AC) WP, (AC) ALT AC	1A0550 1A0685 1A0825 1A0825
					RR1001 RR1326 RR1394 RR1394	(MANL) (AC), CH-NO 7211447⇒ (AUTOM) (AC), ⇒CH-NO 7211446	
	01/84-07/89	138B2.000	50	1301		ALT, (AC) WP, (AC) ALT AC	1A0550 1A0685 1A0825 1A0825
					RR1001 RR1394	(AUTOM)	
75 1.5,75 i.e. 1.5	09/83-07/89	138B3.048, 138C3.048, 149C1.000,	55	1498		ALT, (AC) WP, (AC) ALT	1A0550 1A0685 1A0825

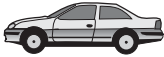









FIAT

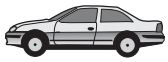
FIAT								
REGATA								
		138C2.048				RR1326 RR1394 RR1394 RR1394	AC CH-NO 7711447⇨, (AC) ⇨CH-NO 7211446 ⇨CH-NO 7211446, (AC) CH-NO 7211447⇨	1A0825
80 Turbo Diesel 1.9	05/86-07/89	831D1.000	59	1929			PS, MTR-NO 387355⇨ PS, (CAT) PS, ⇨MTR-NO 387354 PS, (AC) ALT, (PS) ALT, AC	1A0650 1A0735 1A0775 1A0775 5K0836 6K1610
85 1.5	05/85-12/87	149A5.000	58	1498		RR1326 RR1394 RR1394 RR1394	ALT, (AC) WP, (AC) ALT AC CH-NO 7711447⇨, (AC) ⇨CH-NO 7211446 ⇨CH-NO 7211446, (AC) CH-NO 7211447⇨	1A0550 1A0685 1A0825 1A0825
85 1.6	10/83-06/90	149A.000	60	1585		RR1011 RR1366	PS AC AC ALT, ⇨CH-NO 7409423 ALT, CH-NO 7409424⇨ MTR-NO 1484419⇨, ⇨CH-NO 7409424 ⇨MTR-NO 1484418	1A0685 1A0775 1A0825 1A0888 1A0960
90 i.e. 1.6	01/87-07/89	149C2.000	66	1595			PS AC AC ALT, (AC) ALT ALT	1A0685 1A0775 1A0825 1A0913 1A0940 1A1050
RITMO Bertone Cabriolet								
100 1.6	10/85-12/87	138AR.048	74	1585			RICAMBI-NO 4880208⇨ ALT, ⇨RICAMBI-NO 4880207	1A0940 1A1050
85 1.5	01/80-07/89	138A4.000, 138B3.000	60-63	1498		RR1326 RR1394	ALT, (AC) WP, (AC) ALT AC ALT (AC)	1A0550 1A0685 1A0825 1A0825 1A0838
RITMO I (138A)								
75 i.e. 1.5	10/85-05/87	138C2.048, 149C1.000	55	1498		RR1326 RR1394	ALT, (AC) WP, (AC) ALT AC ALT (AC)	1A0550 1A0685 1A0825 1A0825 1A0838
RITMO II (138A)								
105 1.6	01/83-12/87	138AR.000	77	1585			ALT, RICAMBI-NO 4880208⇨ ALT, ⇨RICAMBI-NO 4880207	1A0940 1A1050
130 TC Abarth 2.0	04/83-12/87	138AR2.000	96	1995			ALT	1A0850
60 1.1	04/85-12/87	146A4.048	43	1116		RR1001	ALT, ⇨MTR-NO 408850 ALT, MTR-NO 408851⇨	1A0825 1A1000
60 Diesel 1.7	05/85-12/87	138C.000, 149B3.000	44	1698			AC ALT	1A0825 1A0838
75 1.5 KAT	09/85-12/88	138C2.048, 149C1.000	55	1498		RR1326 RR1394	ALT, (AC) WP, (AC) ALT AC ALT (AC)	1A0550 1A0685 1A0825 1A0825 1A0838
80 Turbo Diesel 1.9	12/85-12/87	831D1.000	59	1929			PS	1A0750
85 1.5	01/83-12/87	149A5.000, 138B3.000	58-60	1498		RR1326 RR1394	ALT, (AC) WP, (AC) ALT AC ALT (AC)	1A0550 1A0685 1A0825 1A0825 1A0838
SCUDO								
1.6	02/96-	220A2.000	58	1581			PS ALT, (AC)	1A0690 4K0905



					RO-DRIVE™		ROFAN™
<b>FIAT</b>							
<b>SCUDO</b>							
					RR1386 RR1386K1	ALT, (-AC) AC CA CA	6K0890 6K0923
					RR1386 RR1386K1	ALT, (AC) ALT, (-AC) AC CA CA	4K0905 6K0894 6K0923
1.6 D Multijet	01/07-		66	1560	RR1058 RR1058K1	ALT, (AC) CA CA	6K1705
1.9 D	02/96-	D8B, D9B, DHX	51-66	1905	RR1004 RR1004K1	ALT, (-PS), (-AC) ALT, PS, (-AC) ALT, AC, (-PS) ALT, PS, AC	6K0730 6K1110 6K1165 6K1740
	04/98-	WJZ	51	1868	RR1140 RR1140K1	ALT, (-PS), (-AC) ALT, AC, (-PS) ALT, PS, (-AC), ⇒10/1999 ALT, PS, (-AC), 11/1999⇒ ALT, PS, AC	6K0869 6K1045 6K1390 6K1440 6K1740
2.0 16V	06/00-	RFN/Endura- DE (TCI)	100	1997	RR1126 RR1126K1	ALT, PS, (-AC) ALT, PS, AC	6K1190 6K1705
2.0 D Multijet	01/07-	RHK, RHR	88-100	1997	RR1059 RR1059K1	ALT, AC MTR-CODE DW10BTED4 FAP MTR-CODE DW10BTED4 FAP	6K1217
2.0 JTD	12/99-	RHX, RHZ	69-80	1997	RR1139 RR1139K1	ALT, (-AC) ALT, (AC) CA CA, ⇒04/2000	6K1468 6K1740
<b>SEDICI</b>							
1.6 16V 4x4	06/06-	M16A	79	1586		AC ALT	4K0815 5K0836
1.9 D Multijet	06/06-	D19AA	88	1910	RR1039 RR1039K2	ALT CA CA	6K1390
<b>SEICENTO (187)</b>							
0.9	01/98-	1170A1.046	29	899		ALT, ⇒02/2000	1A0800
1.1	01/98-	176B2.000, 187A1.000	40	1108	RR1130 RR1130 RR1130K1 RR1130K1 RR1151 RR1151K1	ALT, (AC) ALT, (-AC), MTR-CODE 187.A1.000 ALT, (-AC), MTR-CODE 176.B2.000 AC MTR-CODE 176 B2.000, CA, MTR-NO 9042884⇒ MTR-CODE 187 A1.000, ⇒MTR-NO 2934169, CA MTR-CODE 176 B2.000, CA, MTR-NO 9042884⇒ MTR-CODE 187 A1.000, ⇒MTR-NO 2934169, CA MTR-CODE 176 B2.000, CA, ⇒MTR-NO 9042883 MTR-CODE 176 B2.000, CA, ⇒MTR-NO 9042883	4K0545 4K0665 4K0673 4K0790
<b>SIENA (178_)</b>							
1.2	09/98-	178B5.000	54	1242	RR1015 RR1015K1 RR1177 RR1177K1	PS ALT, (-AC), 05/2002⇒ ALT, (-AC), ⇒04/2002 ALT, (AC) AC MTR-NO 9042884⇒ MTR-NO 9042884⇒ ⇒MTR-NO 9042883 ⇒MTR-NO 9042883	3K0915 4K0665 4K0673 4K0698 4K0841
1.6 16V	09/98-	178B3.000	78	1581	RR1201 RR1201K1	PS AC ALT, 10/1999⇒ ALT, ⇒10/1999 CA CA, MTR-CODE 178B3.000 /178D2.011	3K0670 4K0855 5K0940 5K0955







RO-DRIVE™



ROFAN™

### FIAT

#### STILO (192)

1.2 16V	02/02-	188A5.000	59	1242	RR1089 RR1089K1	ALT, (-AC) ALT, AC	4K0673 5K1150
1.4 16V	01/04-	843A1.000, 192B2.000	66-70	1368	RR1089 RR1089K1	ALT, (-AC) ALT, AC	4K0673 5K1150
1.6 16V	10/01-	182B6.000	76	1596	RR1201 RR1201K1	PS L=917, 4RIB, AC ALT, WP	3K0670 4K0917T1 5K0940
	05/05-	192B30	77	1598	RR1068	ALT, (-AC) ALT, (AC) CA	5K1450 5K1546
1.8 16V	10/01-	192A4.000	98	1747	RR1163 RR1163K1	ALT, PS, AC, 03/2003⇒	6K1270
1.9 D Multijet	09/05-	192A8.000	88	1910	RR1039 RR1039K2	ALT CA CA	6K1256
		937A5.000	110	1910	RR1050	ALT, AC CA, MTR-CODE 937 A5.000	6K1360
		192A9.000	74	1910	RR1049		
1.9 JTD	02/02-	192A3.000	59	1910	RR1039 RR1039K2	ALT, (-AC) ALT, AC	6K0815 6K1275
	01/03-	192A1.000, 937A7.000	85	1910	RR1039 RR1039K2	ALT, (-AC) ALT, (AC), OE-NO 71744462 ALT, (AC), OE-NO 71739512 CA CA	6K0815 6K1256 6K1270
	01/04-	192A5.000	103	1910	RR1449	ALT, AC	6K1360
2.4 20V	10/01-	192A2.000	125	2446	RR1203	ALT AC	4K0665 6K1145

#### STRADA (178E)

1.2	06/99-	178B5.000	54	1242	RR1015 RR1015K1 RR1177 RR1177K1	PS ALT, (-AC) ALT, (AC) AC MTR-NO 9042883⇒ MTR-NO 9042883⇒ ⇒MTR-NO 9042882 ⇒MTR-NO 9042882	3K0915 4K0673 4K0698 4K0841
	04/03-	188A4.000	44	1242	RR1015 RR1015K1	PS ALT, (-AC) ALT, (PS), (AC) AC ALT, (-PS), (AC)	3K0915 4K0673 4K0698 4K0841 5K1190
1.3 D Multijet	05/06-	223A9.000	62	1248		PS ALT, (-AC) ALT, (AC)	4K1022T1 6K1080 6K1310
1.7 TD	06/99-	176A3.000	51	1698	RR1007 RR1007K1	AC ALT, WP	4K0905 6K0986
1.9 D	12/00-	223A6.000	46	1910	RR1132	ALT, PS ALT, PS, AC CA	6K1054 6K1815
					RR1039 RR1039K2	ALT, PS	6K1090

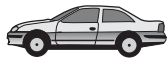
#### TALENTO (290)

1.9 D	03/89-03/94	149B1.000	52	1929		ALT, ⇒MTR-NO 0889988 ALT, MTR-NO 0889989⇒	1A0913 5K0925
2.0	03/89-03/94	170B	55	1971		WP ALT	1A0888 1A0925

#### TEMPRA (159)

1.4 i.e.	03/91-08/96	159A2.000, '836A4.000, 160A1.046	51-57	1372		PS PS, (AUTOM) ALT AC	1A0685 1A0735 1A0865 3A1050
----------	-------------	--	-------	------	--	--------------------------------	--------------------------------------





RO-DRIVE™



ROFAN™

## FIAT

TEMPRA (159)

						ALT, (AC), (AUTOM) ALT, (PS), (AC), (AUTOM) ALT, (AC) ALT, (PS) ALT, (PS), (AC)	4K0925 4K0925 4K0962 5K0925 5K0962
					RR1386 RR1386K1		
1.6	03/90-04/93	159A3.000	63	1581		ALT, (PS), (AUTOM) ALT, (-PS), (AC) ALT, (PS), (-AC), (MANL) ALT, (PS), (AC), (MANL) CA	4K0925 4K0962 5K0925 5K0962
					RR1386K1		
	04/90-06/93	159A3.048	51	1581		ALT, (PS), (-AC), (AUTOM) ALT, (-PS), (AC) ALT, (PS), (-AC), (MANL) ALT, (PS), (AC), (MANL) CA	4K0925 4K0962 5K0925 5K0962
					RR1386 RR1386K1		
1.6 i.e.	06/90-07/92	159A3.046	57	1581		PS, 05/1991⇨ PS, ⇨04/1991 PS, (AUTOM) ALT AC ALT, (PS), (AUTOM) ALT, (PS), (AC), (AUTOM) ALT, (AC) ALT, (PS) ALT, (PS), (AC)	1A0685 1A0735 1A0735 1A0865 3A1050 4K0925 4K0925 4K0962 5K0925 5K0962
					RR1386 RR1386K1		
	06/92-08/96	159B9.000, 835C1.000, 159A3.048	55-66	1581		PS PS, (AUTOM) ALT AC ALT, (PS), (AUTOM) ALT, (PS), (AC), (AUTOM) ALT, (AC) ALT, (PS) ALT, (PS), (AC)	1A0685 1A0735 1A0865 3A1050 4K0925 4K0925 4K0962 5K0925 5K0962
					RR1386 RR1386K1		
1.8 i.e.	03/90-08/96	159A4.046	77-81	1756		PS, (AC), 01/1993⇨ PS, 01/1993⇨, ⇨12/1994 AC PS, ⇨12/1992 PS, 01/1995⇨ ALT, ⇨12/1992 ALT, 01/1993⇨ 01/1993⇨	3A0750 3A0825 3A0850 3A0850 3A0875 5K1010 5K1040
					RR1384		
	09/93-08/96	835C2.000, 835C4.000, 836A5.000	66-76	1756		PS, (AC) PS, ⇨12/1994 AC PS, 01/1995⇨ ALT	3A0750 3A0825 3A0850 3A0875 5K1040
					RR1384		
1.9 D, 1.9 TD,	07/91-08/96	149A1.000, 160A6.000, 160A7.000, 160B6.046, 160D1.000	48-66	1929		PS, MTR-NO 1249962⇨ PS, ⇨MTR-NO 1249961 ALT, (D) ALT, (TD) ALT, (PS), (D) AC, (TD) ALT, (AC), ⇨MTR-NO 0953304, (TD) ALT, (AC), MTR-NO 0953305⇨, (TD) ALT, (AC), (D) AC, (D)	1A0650 1A0735 1A0950 5K0900 5K0915 5K0940 5K0962 5K0975 5K0990 5K0990
					RR1376 RR1376K1		
2.0 i.e.	10/90-08/96	159A6.046	83	1995		PS, (AC) PS, ⇨12/1994 AC PS, 01/1995⇨ ALT, ⇨07/1991 ALT, (AC), ⇨07/1991 ALT, 08/1991⇨ ALT, 08/1991⇨, (AC)	3A0750 3A0825 3A0850 3A0875 4K1038 4K1054 5K1030 5K1054
					RR1384 RR1469	BS	





RO-DRIVE™



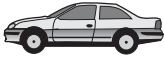





ROFAN™

**FIAT**

TEMPRA S.W. (159)  
1.4 i.e.

10/92-08/96	836A4.000, 160A1.046	51	1372		PS PS, (AUTOM) ALT AC ALT, (AC), (AUTOM) ALT, (PS), (AC), (AUTOM) ALT, (AC) ALT, (PS) ALT, (PS), (AC)	1A0685 1A0735 1A0865 3A1050 4K0925 4K0925 4K0962 5K0925 5K0962
				RR1386 RR1386K1		
03/91-08/96	159A2.000	57	1372		ALT, ⇨04/1993 AC ALT, 03/1992⇨ ALT, PS	1A0865 3A1050 4K0905 5K0920
				RR1386 RR1386K1		
1.6	07/93-07/96	159A3.048	51	1581	ALT, (PS), (-AC), (AUTOM) ALT, (-PS), (AC) ALT, (PS), (-AC), (MANL) ALT, (PS), (AC), (MANL) CA CA	4K0925 4K0962 5K0925 5K0962
				RR1386 RR1386K1		
1.6 i.e.	10/92-08/96	835C1.000, 159A3.048	55	1581	PS PS, (AUTOM) ALT AC ALT, (AC), (AUTOM) ALT, (PS), (AC), (AUTOM) ALT, (AC) ALT, (PS) ALT, (PS), (AC)	1A0685 1A0735 1A0865 3A1050 4K0925 4K0925 4K0962 5K0925 5K0962
				RR1386 RR1386K1		
1.6, 1.6 i.e.	10/90-08/96	159A3.000, 159B9.000, 59A3.046, 835C1.000	57-66	1581	PS PS, (AUTOM) ALT AC ALT, (AC), (AUTOM) ALT, (PS), (AC), (AUTOM) ALT, (AC) ALT, (PS) ALT, (PS), (AC)	1A0685 1A0735 1A0865 3A1050 4K0925 4K0925 4K0962 5K0925 5K0962
				RR1386 RR1386K1		
1.8 i.e.	03/92-12/93	159A4.046	77	1756	PS, (AC), 01/1993⇨ PS, 01/1993⇨ AC PS, ⇨12/1992 ALT, ⇨12/1992 ALT, 01/1993⇨ 01/1993⇨ BS, 01/1993⇨	3A0750 3A0825 3A0850 3A0850 5K1010 5K1040
				RR1384 RR1469		
	09/93-08/96	835C2.000	66-76	1756	PS, (AC) PS, ⇨12/1994 AC PS, 01/1995⇨ ALT CA	3A0750 3A0825 3A0850 3A0875 5K1040
				RR1384		
	03/90-08/96		81	1756	PS, (AC), 01/1993⇨ PS, 01/1993⇨, ⇨12/1994 AC PS, ⇨12/1992 PS, 01/1995⇨ ALT, ⇨12/1992 ALT, 01/1993⇨ 01/1993⇨	3A0750 3A0825 3A0850 3A0850 3A0875 5K1010 5K1040
				RR1384		
1.9 D	07/91-08/96	149A1.000, 160A7.000, 160A6.000, 160D1.000, 160B6.046	48-66	1929	PS, MTR-NO 1249962⇨ PS, ⇨MTR-NO 1249961 ALT, (D) ALT, (TD) ALT, (PS), (D) AC, (TD) ALT, (AC), ⇨MTR-NO 0953304, (TD) ALT, (AC), MTR-NO 0953305⇨, (TD) ALT, (AC), (D) AC, (D)	1A0650 1A0735 1A0950 5K0900 5K0915 5K0940 5K0962 5K0975 5K0990 5K0990
				RR1376		



					RO-DRIVE™		ROFAN™
<b>FIAT</b>							
<b>TEMPRA S.W. (159)</b>							
2.0 i.e.	01/91-03/95	159A6.046	83	1995	<b>RR1376K1</b>	PS, (AC) PS, ⇨12/1994 AC PS, 01/1995⇨ ALT, ⇨07/1991 ALT, (AC), ⇨07/1991 ALT, 08/1991⇨ ALT, 08/1991⇨, (AC)	<b>3A0750</b> <b>3A0825</b> <b>3A0850</b> <b>3A0875</b> <b>4K1038</b> <b>4K1054</b> <b>5K1030</b> <b>5K1054</b>
					<b>RR1384</b>		
<b>TIPO (160)</b>							
1.1	01/88-10/91	160A3.000	41	1108	<b>RR1447</b> <b>RR1447K1</b>	ALT	<b>1A0675</b>
1.4	07/87-12/89	160A1.000, 160A1.048	52	1372		PS PS, (AUTOM) ALT, ⇨MTR-NO 7131547 ALT, MTR-NO 7131548⇨ AC ALT, ⇨RICAMBI-NO 2125555 ALT, (AC), ⇨MTR-NO 8876503 ALT, RICAMBI-NO 2125556⇨ ALT, (PS), (AUTOM) ALT, (PS), (AC), (AUTOM) ALT, (AC), MTR-NO 8876504⇨ ALT, (PS) ALT, (PS), (AC)	<b>1A0735</b> <b>1A0735</b> <b>1A0850</b> <b>1A0865</b> <b>3A1050</b> <b>3K0915</b> <b>4K0890</b> <b>4K0915</b> <b>4K0925</b> <b>4K0925</b> <b>4K0962</b> <b>5K0925</b> <b>5K0962</b>
					<b>RR1386</b> <b>RR1386K1</b>		
1.4 i.e.	05/89-04/95	159A2.000, 836A4.000, 160A1.046	51-57	1372		PS, 05/1991⇨ PS, ⇨04/1991 PS, (AUTOM) ALT, ⇨MTR-NO 7131547 ALT, MTR-NO 7131548⇨ AC ALT, ⇨RICAMBI-NO 2125555 ALT, (AC), ⇨MTR-NO 8876503 ALT, RICAMBI-NO 2125556⇨ ALT, (PS), (AUTOM) ALT, (PS), (AC), (AUTOM) ALT, (AC), MTR-NO 8876504⇨ ALT, (PS) ALT, (PS), (AC)	<b>1A0690</b> <b>1A0735</b> <b>1A0735</b> <b>1A0850</b> <b>1A0865</b> <b>3A1050</b> <b>3K0915</b> <b>4K0890</b> <b>4K0915</b> <b>4K0925</b> <b>4K0925</b> <b>4K0962</b> <b>5K0925</b> <b>5K0962</b>
					<b>RR1386</b> <b>RR1386K1</b>		
1.6 i.e.	10/92-04/95	159A3.048, 835C1.000	55	1581		PS, 09/1993⇨, (AUTOM) PS PS, ⇨09/1993, (AUTOM) ALT, ⇨MTR-NO 7131547 ALT, MTR-NO 7131548⇨ AC ALT, RICAMBI-NO 2125555⇨ ALT, (AC), ⇨MTR-NO 8876503 ALT, RICAMBI-NO 2125556 ALT, (PS), (AUTOM) ALT, (PS), (AC), (AUTOM) ALT, (AC), MTR-NO 8876504⇨ ALT, (PS) ALT, (PS), (AC)	<b>1A0690</b> <b>1A0690</b> <b>1A0735</b> <b>1A0850</b> <b>1A0865</b> <b>3A1050</b> <b>3K0915</b> <b>4K0890</b> <b>4K0915</b> <b>4K0925</b> <b>4K0925</b> <b>4K0962</b> <b>5K0925</b> <b>5K0962</b>
					<b>RR1386</b> <b>RR1386K1</b>		
	02/88-05/91	149C2.046	66	1595		PS, 05/1991⇨ PS, ⇨04/1991 PS, (AUTOM) AC ALT, RICAMBI-NO 2125555⇨ ALT, (AC), ⇨MTR-NO 8876503 ALT, RICAMBI-NO 2125556 ALT, (PS), (AUTOM) ALT, (PS), (AC), (AUTOM) ALT, (AC), MTR-NO 8876504⇨ ALT, (PS) ALT, (PS), (AC)	<b>1A0690</b> <b>1A0735</b> <b>1A0735</b> <b>3A1050</b> <b>3K0915</b> <b>4K0890</b> <b>4K0915</b> <b>4K0925</b> <b>4K0925</b> <b>4K0962</b> <b>5K0925</b> <b>5K0962</b>
					<b>RR1386</b> <b>RR1386K1</b>		
1.6, 1.6 i.e.	01/88-01/93	160A2.000, 159A3.046	57-61	1581		PS, 05/1991⇨ PS, (AUTOM) PS, ⇨04/1991 ALT, ⇨MTR-NO 7131547 ALT, MTR-NO 7131548⇨	<b>1A0690</b> <b>1A0735</b> <b>1A0735</b> <b>1A0850</b> <b>1A0865</b>





RO-DRIVE™



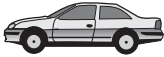





ROFAN™

## FIAT

TIPO (160)

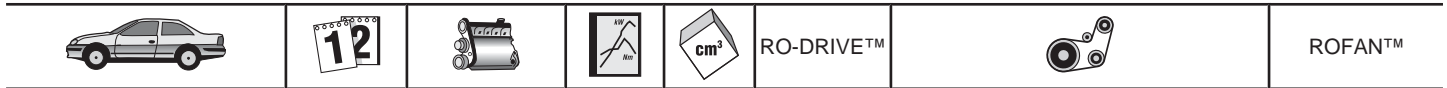
						AC ALT, RICAMBI-NO 2125555⇒ ALT, (AC), ⇒MTR-NO 8876503 ALT, RICAMBI-NO 2125556 ALT, (PS), (AUTOM) ALT, (PS), (AC), (AUTOM) ALT, (AC), MTR-NO 8876504⇒ ALT, (PS) ALT, (PS), (AC)	3A1050 3K0915 4K0890 4K0915 4K0925 4K0925 4K0962 5K0925 5K0962
					<b>RR1386</b> <b>RR1386K1</b>		
1.7 D	01/88-10/95	149B4.000	43-45	1697		PS ALT, ⇒MTR-NO 0622598 ALT, MTR-NO 0622599⇒ ALT, (PS) AC	1A0650 1A0913 1A0950 5K0915 5K0990
					<b>RR1378</b>		
1.8 i.e.	04/93-04/95	159A4.000, 835C2.000, 835C4.000, 836A5.000	66-76	1756		PS, (AC) PS AC ALT ALT, (AC) ⇒MTR-NO 1066635	3A0750 3A0825 3A0850 5K1040 5K1054
	10/90-06/93	159A4.046	77	1756		PS, (AC), 01/1993⇒ PS, 01/1993⇒ AC PS, ⇒12/1992 ALT, ⇒12/1992 ALT, 01/1993⇒ ALT, (AC) 01/1993⇒, (8V) ⇒MTR-NO 1066635, (16V)	3A0750 3A0825 3A0850 3A0850 5K1010 5K1040 5K1054
		159A4.000	81	1756		PS, (-AC), AC ALT, WP	3A0850 5K1010
1.9 D	07/91-08/96	149A1.000, 160A7.000	48	1929		PS, MTR-NO 1249962⇒ PS, ⇒MTR-NO 1249961 ALT ALT, (AC) AC	1A0650 1A0735 5K0915 5K0990 5K0990
					<b>RR1376</b> <b>RR1376K1</b>		
1.9 TD	09/90-04/95	160B6.046, 160D1.000, 160A6.046, 160A6.000	59-66	1929		PS, MTR-NO 1249962⇒ PS, ⇒MTR-NO 1249961 ALT AC, MTR-NO 1167659⇒ ALT, (AC), ⇒MTR-NO 0953304 ALT, (AC), MTR-NO 0953305⇒ AC, ⇒MTR-NO 1167658	1A0650 1A0735 5K0906 5K0940 5K0962 5K0975 5K0990
					<b>RR1376</b> <b>RR1376K1</b>		
2.0 16V, 2.0 i.e. 126V Sport	07/91-04/95	160A8.046, 836A3.000	102-107	1995		PS, (AC) PS AC ALT ALT, (AC)	3A0750 3A0825 3A0850 5K1040 5K1054
					<b>RR1175</b>		
2.0 i.e.	03/90-04/95	159A5.046	80	1995		PS, (AC) PS AC ALT, ⇒07/1991 ALT, (AC), ⇒07/1991 ALT, 08/1991⇒ ALT, (AUTOM), 08/1991⇒ ALT, (AC), 08/1991⇒	3A0750 3A0825 3A0850 4K1038 4K1054 5K1040 5K1054 5K1054
					<b>RR1384</b>		
<b>ULYSSE (179AX)</b>							
2.0	08/02-	RFN/Endura- DE (TCI)	100	1997		ALT, PS ALT, AC, PS	6K1190 6K1705
					<b>RR1126</b> <b>RR1126K1</b>		
2.0 D Multijet	05/06-	RHK, RHR	88-100	1997		ALT CA CA	6K1217
					<b>RR1059</b> <b>RR1059K1</b>		
2.0 JTD	08/02-	RHW, RHM	79-80	1997		ALT, PS, AC	6K1740
					<b>RR1079</b> <b>RR1079K1</b>		
2.2 JTD	08/02-	4HW	94	2179		ALT, PS, AC CA	6K1740
					<b>RR1099</b>		



					RO-DRIVE™		ROFAN™
<b>FIAT</b>							
<b>ULYSSE (179AX)</b>							
3.0 V6	08/02-	XFW	150	2946	RR1099K1	CA, MTR-CODE 4HW, ⇨04/2004	
					RR1451	ALT, PS, AC	6K1590
<b>ULYSSE (220)</b>							
1.8 (220.BB5)	05/97-08/02	LFW	73	1761		ALT, (VALEOA11V123), (VALEOA11V149), 70 A	6K1070
						ALT, (MITSUA002T37691), (MITSUA004T02891), 80 A, 90 A	6K1080
					RR1029	ALT, AC	6K1605
					RR1029K2		
1.9 TD (220AH5)	02/95-08/02	DHX	66	1905		ALT	6K1100
						ALT	6K1110
						ALT, AC	6K1740
					RR1004		
					RR1004K1		
2.0 , 2.0 Turbo	06/94-08/02	RFU, RGX	89-108	1998		ALT, (VALEOA11V123), (VALEOA11V149), 70 A	6K1070
						ALT, (MITSUA002T37691), (MITSUA004T02891), 80 A, 90 A	6K1080
						ALT, AC, 01/1997⇨	6K1605
						ALT, AC, ⇨01/1997	6K1660
					RR1029		
					RR1029K2		
2.0 16V	05/98-09/00	RFV	97	1998		ALT	6K1165
						ALT, AC	6K1605
					RR1157		
					RR1157K1		
	09/00-08/02	RFN/Endura- DE (TCI)	100	1997		ALT, PS	6K1190
						ALT, AC, PS	6K1705
					RR1126		
					RR1126K1		
2.0 JTD	10/99-08/02	RHZ	80	1997		ALT, AC, (SANDEN)	6K1468
						ALT, AC, (DELPHI)	6K1740
					RR1079	MTR-CODE RHW	6K1750
					RR1079K1	MTR-CODE RHW	
					RR1139	MTR-CODE RHZ	
					RR1139K1	MTR-CODE RHZ, ⇨04/2000	
2.1 TD	03/96-10/99	P8C	80	2088		ALT, PS	6K1100
						ALT, PS	6K1110
						ALT, PS, AC	6K1733
					RR1282		
					RR1282K1		
<b>UNO (146A/E)</b>							
1.0 iE	05/98-08/00	156A2.246	34	999		ALT	4K0673
					RR1130	CA, MTR-NO 9042884⇨	
					RR1130K1	CA, MTR-NO 9042884⇨	
					RR1151	CA, ⇨MTR-NO 9042883	
					RR1151K1	CA, ⇨MTR-NO 9042883	
1.3 Super Diesel	06/83-03/92	146B1.000, 127A5.000	33	1302		ALT, ⇨12/1984	1A1000
						ALT, 01/1985⇨	1A1075
1.3 Turbo i.e.	04/85-03/91	146A2.000, 146A2.146, 146A2.246	73-77	1301		ALT	1A0838
					RR1394		
1.4 Turbo i.e.	09/89-09/93	146A8.046	82	1372		ALT	4K0905
					RR1386	CA	
					RR1386K1	CA	
	12/89-12/96	146A8.000	87	1372	RR1386K1	MTR-CODE 146A8.000	
1.7 D	11/94-08/00	146B2.000	43	1697		ALT	1A0913
						AC	4K0855
					RR1007	CA	
45 0.9, 45 1.0	03/83-12/93	146A.000, 146A.1000	33-37	903		ALT	1A0800
45 1.0 (146A.ED)	06/86-12/93	156A2.100, 156A2.048	32	999		ALT	1A0675
						ALT	3K0690
					RR1130	MTR-NO 9042884⇨	
					RR1130K1	MTR-NO 9042884⇨	
					RR1447	⇨MTR-NO 9042883	
					RR1447K1	⇨MTR-NO 9042883	
45 i.e. 1.0	04/84-10/95	156A2.246	33	999		ALT	1A0675
						ALT	3K0690
						ALT, (AC)	4K0545
						AC	4K0785
					RR1130	MTR-NO 9042884⇨	
					RR1130K1	MTR-NO 9042884⇨	
					RR1447	⇨MTR-NO 9042883	
					RR1447K1	⇨MTR-NO 9042883	







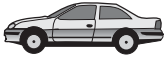






**FIAT**

Model	Year Range	Part No.	QTY	Weight	Code	Description	Part No.
UNO (146A/E) 50 1.1	01/86-12/89	146A4.044	37	1116	RR1447 RR1447K1	ALT ALT	1A0675 3K0690
	01/90-12/93	156C.046	37	1108	RR1130 RR1130K1 RR1447 RR1447K1	ALT ALT MTR-NO 9042884⇒ MTR-NO 9042884⇒ ⇒MTR-NO 9042883 ⇒MTR-NO 9042883	1A0675 3K0690
50 i.e. 1.1	06/92-12/93	146C3.000	36	1116	RR1326 RR1447 RR1447K1	ALT	1A1000
55 1.1	01/83-08/89	138B.000	40	1116	RR1001 RR1394	ALT (CAT)	1A0825
60 1.1	05/85-08/89	146A4.048	43	1116	RR1001 RR1394	ALT, 01/1989⇒ ALT, ⇒12/1988 ALT, (SELECTA), 01/1989⇒ ALT, 01/1989⇒	1A0675 1A0825 1A0825 3K0690
						(CAT)	
60 Diesel 1.7	07/86-08/89	149B3.000	44	1698	RR1007 RR1007K1	ALT, ⇒12/1988 ALT, 01/1989⇒	1A0888 1A0913
	09/89-12/93	146B2.000	42	1698	RR1007 RR1007K1	ALT	1A0913
70 1.3	05/85-08/89	149A7.000	48	1302	RR1001 RR1394	ALT (CAT)	1A0825
70 i.e. 1.4	09/89-12/93	160A1.046	51	1372	RR1386 RR1386K1	ALT ALT ALT, (AC)	1A0865 4K0915 4K0962
70 TD 1.4	10/86-10/90	146B3.000, 146B.000	52	1367		ALT	1A0888
75 i.e. 1.5	10/85-12/93	149C1.000, 138C2.048	55	1499	RR1001 RR1394	ALT, ⇒12/1988 ALT, (AC), 01/1989⇒ AC, 01/1989⇒	1A0825 4K0962 5K0890
						(CAT)	
X 1/9 (128 AS) 1.5 Five Speed	11/78-12/89	138AS.000, 138BS.031	56-63	1499	RR1394	ALT, (AC) WP, (AC) ALT AC	1A0550 1A0685 1A0825 1A0825

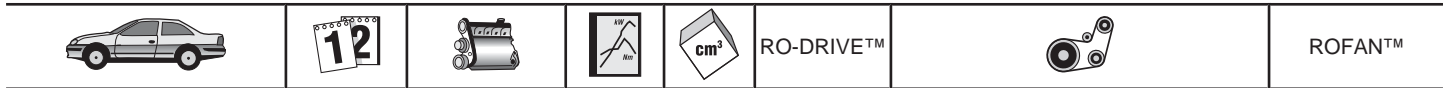
**FORD**

Model	Year Range	Part No.	QTY	Weight	Code	Description	Part No.
CAPRI III (GECF) 1.6	01/78-04/87	LCN	54	1593	RR1335	ALT	1A0865
2.8 i Turbo	01/82-04/87	PYN	138	2792		ALT, 2X ALT, TURBOC, 2X PS	1A0975 1A1000 3A1275
						ALT, 2X PS	2A0985 3A1250
2.8 Super Injection	01/81-04/87	PRN	118	2792			
C-MAX 1.6	02/07-		74	1596	RR1018	CA	
1.6 TDCi	02/07-		66-80	1560	RR1058 RR1058K1	ALT, (-AC) ALT, (AC) CA CA	6K0800 6K0976
1.8 TDCi	02/07-	KKDA	85	1753	RR1142 RR1142K2	ALT, (-AC) ALT, (AC) CA CA	6K1360 6K1520
1.8, 1.8 Flexifuel	02/07-		92	1798		AC ALT, 01/2008⇒ ALT, ⇒12/2007	5K0705T1 6K1250 6K1306
2.0	02/07-		107	1999		AC ALT, 01/2008⇒ ALT, ⇒12/2007	5K0705T1 6K1250 6K1306



					RO-DRIVE™		ROFAN™
<b>FORD</b>							
<b>C-MAX</b>							
 2.0 TDCi	02/07-		100	1997	RR1059 RR1059K1	ALT CA CA	6K1217
<b>COUGAR (EC_)</b>							
2.0 16V	08/98-12/01	EDBA/Zetec-E SEFI, EDBC/Zetec-E SEFI, EDBD/Zetec-E SEFI, EDBB/Zetec-E SEFI	96	1988	RR1146 RR1146K1 RR1146K2	ALT, (PS), (AC), (AUTOM) ALT, (PS), (AC), (MANL) CA CA, 01/1999⇒ CA, ⇒01/1999	6K2000 6K2120
2.5 ST 200	01/00-12/01	SGA/Duratec-VE SEFI	151	2495		ALT, ⇒09/2000	6K1805
2.5 V6 24V	08/98-12/01	LCBA/Duratec-VE SEFI, LCBC/Duratec-VE SEFI, LCBE/Duratec-VE SEFI	125	2544		ALT, ⇒09/2000	6K1820
<b>ECONOVAN (KBA, KCA)</b>							
1.4	03/86-03/92	UC	48	1416		ALT	1A0825
2.0 D	03/86-03/92	RF	41	1998		AC ALT	3A0920 3A1100
					RR1241		
<b>ESCORT '81 Express (AVA)</b>							
1.1	03/81-02/86	GLB	37	1117		ALT, (OHV), ⇒08/1983 ALT, (OHV), 08/1983⇒ ALT, (CVH)	1A0818 1A0825 2A0772
1.3	03/81-02/86	JPA	51	1296		ALT, (OHV), ⇒08/1983 ALT, (OHV), 08/1983⇒ ALT, (CVH), 04/1984⇒ ALT, (CVH), ⇒05/1983 ALT, (CVH), 05/1983⇒, ⇒04/1984	1A0818 1A0825 2A0772 2A0793 2A0806
1.6	03/81-02/86		61	1567	RR1019K1	MTR-CODE HL16 CVH	
1.6 D	02/84-02/86	LTA	40	1608		ALT	1A0850
					RR1377		
<b>ESCORT '86 Express (AVF)</b>							
1.1	05/86-07/90	GSG/VAL VV	37	1117		ALT, ⇒08/1988 ALT, 08/1988⇒	1A0825 2A0793
1.3	07/88-07/90	JBA/HCS 2V	46	1297		ALT, (OHV), 08/1988⇒, ⇒04/1989 ALT, (OHV), 04/1989⇒ ALT, (OHV), ⇒08/1988 ALT, (CVH) AC ALT, PS, AC	1A0800 1A0813 1A0825 2A0758 4K0841 4K1190
1.4 i	02/86-07/90	F6D, F6B/CVH CFI, FUC/CVH 2V	54	1392	RR1019K1	MTR-CODE HL14 CVH	
1.6	02/86-07/90		60	1597	RR1019K1	MTR-CODE HL16 CVH	
1.6 D	02/86-07/90	LTA	40	1608	RR1377		
1.8 D	07/88-07/90	RTB, RTA	44	1753		ALT ALT, AC ALT, PS	3K0648 5K1010 5K1010
					RR1191(SET) RR1191K3		
<b>ESCORT '91 Express (AVL)</b>							
1.3	07/90-12/94	JBD/HCS 2V	46	1299		ALT AC PS	2A0793 4K0825 4K0860
1.4	07/90-12/94	F6G, F6F/CVH CFI	52	1391		ALT ALT, AC ALT, PS ALT, PS, AC ⇒04/1992 ⇒04/1992 05/1992⇒ 05/1992⇒	2A0758 6K0995 6K1420 6K1635
					RR1019 RR1019K1 RR1306 RR1306K1		
1.8 D	07/90-12/94	RTH	44	1753		ALT, ⇒05/1991 ALT, 05/1991⇒ ALT, AC ALT, PS	3K0648 3K0675 5K1010 5K1010
					RR1191(SET) RR1191K3		
<b>ESCORT '95 Express (AVL)</b>							
1.4	01/95-	F4B	54	1391		ALT ALT, AC ALT, PS	1A0763 6K1000 6K1413





**FORD**

**ESCORT '95 Express (AVL)**

					RR1306 RR1306K1	ALT, PS, AC	6K1635
1.8 D	01/95-	RTH, RTF	44	1753		MTR-CODE HL14 CVH PS ALT, (-AC), (-PS) ALT, (-AC), (PS)	4K0654 5K0698 5K1015
					RR1191(SET) RR1191K1 RR1191K2 RR1191K3 RR1191K4	10/1995⇨, ⇨09/1996, OPT 10/1996⇨ ⇨09/1995 10/1995⇨, ⇨09/1996	
1.8 Turbo D	12/95-06/01	RVA/Endura- DE (TC)	51	1753		PS ALT, (-AC), (-PS) ALT, (-AC), (PS)	4K0654 5K0698 5K1015
					RR1191(SET) RR1191K1 RR1191K2 RR1191K4	⇨09/1996, OPT 10/1996⇨ ⇨09/1996	

**ESCORT CLASSIC**

1.6 16V	10/98-07/00	L1E/Zetec SEFI	66	1597		ALT ALT, AC ALT, PS, (AUTOM) ALT, PS, (MANL) ALT, PS, AC	6K0915 6K1555 6K1653 6K1675 6K1920
					RR1026 RR1026K1		
1.8 TD	10/98-07/00	RFK/Diesel- TCI, RFD/Diesel - TCI	66	1753		PS ALT, (-PS), (-AC) ALT, (PS), (AC) ALT, (PS), (-AC)	4K0654 5K0710 5K1025 5K1145
					RR1191(SET) RR1191K2		

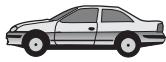
**ESCORT III (GAA)**

1.6	05/83-07/86	CHT1600	48	1555		ALT, (PETR-INJ) ALT, (CARBURETOR) CA CA	2A0783 2A0793
					RR1019 RR1019K1		

**ESCORT IV (GAF, ALF, AVF, AWF, ABFT)**

1.1	12/85-07/90	GSG/VAL VV	37	1117		ALT	1A0825
1.3	01/86-07/90	JLB/VAL VV, JLA/VAL VV, JBB/HCS 2V	44	1297		ALT, 08/1988⇨, ⇨04/1989, (OHV) ALT, 04/1989⇨, (OHV) ALT, ⇨08/1988, (OHV) ALT, (CVH) AC, 10/1989⇨ ALT, PS, AC, 01/1988⇨, ⇨10/1989	1A0800 1A0813 1A0825 2A0758 4K0841 4K1190
	11/86-07/88		51	1296		ALT ALT, AC	1A1165 6K0915
					RR1019		
	07/88-10/90	JBA/HCS 2V	46	1297		ALT, ⇨08/1988 ALT, (CVH), ⇨08/1990 ALT, 08/1988⇨ ALT, (AC) ALT, (PS)	1A0825 2A0758 2A0793 4K0825 4K0860
1.4	01/86-07/90	F6B/CVH CFI, F6D, FUC/CVH 2V	54	1392		ALT AC, ⇨10/1989 AC, 10/1989⇨ ALT, AC	2A0772 6K0844 6K0915 6K0995
		FUA/CVH 2V	55	1392		ALT AC, ⇨10/1989 AC, 10/1989⇨	2A0806 6K0844 6K0915
					RR1019 RR1019K1	MTR-CODE HL14 CVH	
	10/85-10/90	FUAA/CVH 2V	51	1392		ALT, ⇨12/1988 ALT, AC, 06/1988⇨	1A1165 6K0915
					RR1019 RR1019K1	MTR-CODE HL14 CVH	
1.6	01/86-07/90	LP2/CVH VV	58	1597		ALT, ⇨12/1988 ALT, AC, 06/1988⇨	1A1165 6K0915
					RR1019 RR1019K1	MTR-CODE HL16 CVH	
1.6 D	01/86-01/89	LTC	40	1608		ALT	1A0850
					RR1377		
1.6 i	01/86-05/90	L4B/CVH FI	66	1598		ALT, 08/1988⇨, ⇨04/1989, (OHV) ALT, 04/1989⇨, (OHV) ALT, ⇨08/1988, (OHV) ALT, (CVH)	1A0800 1A0813 1A0825 2A0758





RO-DRIVE™



ROFAN™

## FORD

### ESCORT IV (GAF, ALF, AVF, AWF, ABFT)

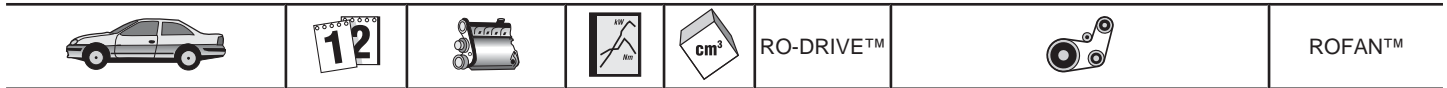
					RR1019 RR1019K1	MTR-CODE HL16 CVH	
	08/89-07/90	LJB/CVH EFI	75	1597		ALT ALT, (AC) ALT, (PS) ALT, (AC), (PS)	1A0763 6K1000 6K1413 6K1635
					RR1019 RR1019K1	01/1990⇒ MTR-CODE HL16 CVH	
1.6 Turbo RS, 1.6 XR3i	01/86-07/90	LNB/CVH FI, LR2/CVH FI	77-97	1597		ALT	2A0772
					RR1019 RR1019K1	MTR-CODE HL16 CVH	
1.6 XR3i	01/86-07/90	LRB/CVH FI, LR2/CVH FI	77	1597		ALT	2A0772
					RR1019K1	MTR-CODE HL16 CVH	
1.6, 1.6 i	04/89-07/90	LUG/CVH 2V, LJB/CVH EFI	65-75	1598		ALT, (OHV) ALT, (CVH)	1A0813 2A0758
					RR1019 RR1019K1	MTR-CODE HL16 CVH	
1.8 D	01/89-07/90	RTB, RTA	44	1753		ALT AC ALT, AC	3K0648 6K0844 6K0915
					RR1191(SET) RR1191K3		

### ESCORT V (ALL, AVL, GAL)

1.3	07/90-09/92	J4B/Endura-E SEFI, J6A/HCS CFI	44	1299		ALT, (OHV) AC PS, AC	1A0813 4K0841 4K1190
1.4	07/90-09/92	F6F/CVH CFI, F6G	52	1392		ALT ALT, AC ALT, PS ALT, PS, AC	2A0758 6K0995 6K1420 6K1635
					RR1019 RR1019K1 RR1306 RR1306K1	⇒04/1992 ⇒04/1992 04/1992⇒ 05/1992⇒	
1.6	07/90-09/92	LJF/CVH EFI	77	1598		ALT ALT, AC ALT, PS ALT, PS, AC	2A0758 6K0995 6K1420 6K1635
					RR1019 RR1019K1 RR1306	⇒04/1992 MTR-CODE HL16 CVH 04/1992⇒	
	07/90-08/92	LUJ, LUK	66	1598		ALT ALT, AC ALT, PS ALT, PS, AC	1A0763 6K1000 6K1413 6K1635
					RR1019 RR1019K1 RR1306 RR1306K1	⇒04/1992 ⇒04/1992 04/1992⇒ 05/1992⇒	
1.8 16V	02/92-12/92	RDA/Zetec SEFI	77-96	1796		ALT ALT, AC ALT, PS ALT, PS, AC	6K0915 6K1530 6K1815 6K1900
					RR1026 RR1026K1	MTR-CODE ZH18 ZETEC E	
1.8 D	07/90-12/92	RTF, RTH, RTE	44	1753		ALT, ⇒09/1991 ALT, AC ALT, PS	3K0648 5K1010 5K1010
					RR1191(SET) RR1191K3		
RS 2000	05/91-12/92	N7A/DOHC 16V EFI	110	1998		ALT ALT, PS	6K0935 6K1352

### ESCORT VI (GAL, ALL)







1.3	09/92-01/95	J4B/Endura-E SEFI, J6A/HCS CFI	44	1299		ALT, (-PS) ALT, (PS), (-AC) ALT, (PS), (AC)	1A0800 4K0825 4K0860
1.4	09/92-01/95	F6G, F6F/CVH CFI	52	1391		ALT ALT, AC ALT, PS ALT, PS, AC	2A0758 6K0995 6K1420 6K1635
					RR1306 RR1306K1	MTR-CODE HL14 CVH	
	07/93-01/95	F4B, FUH	55	1391		ALT ALT, AC ALT, PS ALT, PS, AC	2A0758 6K1000 6K1420 6K1635
					RR1306 RR1306K1	CA CA, MTR-CODE HL14 CVH	



**FORD**

ESCORT VI (GAL, ALL)							
↔	1.6 16V	12/92-01/95	L1E/Zetec SEFI	66	1597	ALT ALT, AC, ⇨08/1993 ALT, AC, 08/1993⇨ ALT, PS, 06/1993⇨, ⇨07/1994 ALT, PS, 07/1994⇨ ALT, PS, ⇨06/1993 ALT, PS, AC RR1026 RR1026K1 MTR-CODE ZH16 ZETEC E	6K0915 6K1530 6K1555 6K1653 6K1675 6K1815 6K1920
	1.6 i 16V	09/92-01/95	L1H/Zetec-E SEFI, L1E/Zetec SEFI, L1K/Zetec-E SEFI	65-66	1597	ALT ALT, AC, ⇨08/1993 ALT, AC, 08/1993⇨ ALT, PS, 06/1993⇨, ⇨07/1994 ALT, PS, 07/1994⇨ ALT, PS, ⇨06/1993 ALT, PS, AC, ⇨01/1993 ALT, PS, AC, 01/1993⇨ RR1026 RR1026K1	6K0915 6K1530 6K1555 6K1653 6K1675 6K1815 6K1900 6K1920
	1.8 16V	12/92-01/95	RQB/Zetec SEFI	96	1796	ALT ALT, AC ALT, PS, (AUTOM) ALT, PS, 06/1993⇨, ⇨07/1994 ALT, PS, (MANL), 07/1994⇨ ALT, PS, ⇨06/1993 ALT, PS, AC CA CA RR1026 RR1026K1	6K0915 6K1555 6K1653 6K1653 6K1675 6K1815 6K1920
		09/92-01/95	RDA/Zetec SEFI	77-96	1796	ALT ALT, AC, ⇨07/1993 ALT, AC, 08/1993⇨ ALT, PS, 06/1993⇨, ⇨06/1994 ALT, PS, 07/1994⇨ ALT, PS, ⇨05/1993 ALT, PS, AC, ⇨07/1993 ALT, PS, AC, 08/1993⇨ RR1026 RR1026K1	6K0915 6K1530 6K1555 6K1653 6K1675 6K1815 6K1900 6K1920
	1.8 D	09/92-01/95	RTF, RTE, RTH	44	1753	ALT, ⇨07/1993 PS, (AC) ALT, 07/1993⇨ ALT, AC ALT, PS RR1191(SET) RR1191K3	3K0675 4K0654 5K0698 5K1015 5K1015
	1.8 i 16V	02/93-01/95	RQB/Zetec SEFI	96	1796	ALT ALT, AC, (-PS), ⇨07/1993 ALT, AC, (-PS), 08/1993⇨ ALT, PS, (-AC) ALT, PS, AC RR1026 RR1026K1	6K0915 6K1530 6K1555 6K1815 6K1900
		09/92-01/95	RDA/Zetec SEFI	77	1796	ALT ALT, AC, ⇨08/1993 ALT, AC, 08/1993⇨ ALT, PS, 06/1993⇨, ⇨07/1994 ALT, PS, 07/1994⇨, (AUTOM) ALT, PS, 07/1994⇨, (MANL) ALT, PS, ⇨06/1993 ALT, PS, AC, ⇨01/1993 ALT, PS, AC, 01/1993⇨ RR1026 RR1026K1	6K0915 6K1538 6K1555 6K1653 6K1653 6K1675 6K1815 6K1900 6K1920
	1.8 TD	02/93-01/95	RFD/Diesel - TCI, RFK/Diesel-TCI, RFS/Endura-DE (TCI)	66	1753	PS, (AC), 08/1994⇨ ALT, (-PS), (-AC) ALT, (PS) RR1191(SET) RR1191K3	4K0654 5K0698 5K1015
	RS 2000	09/92-01/95	N7A/DOHC 16V EFI	110	1998	ALT ALT, AC	6K1352 6K1653
	RS 2000 4x4	08/93-01/95	N7A/DOHC 16V EFI	110	1998	ALT ALT, PS	6K0935 6K1352
	RS Cosworth 4x4	09/92-01/95	N5F/DOHC Cosw.	162	1994	AC ALT RR1279	4K0990 6K1413
ESCORT VII (ALL, ANL, GAL, AAL, ABL)							
	1.4	01/95-02/99	FUH, F4B	55	1391	ALT	1A0763



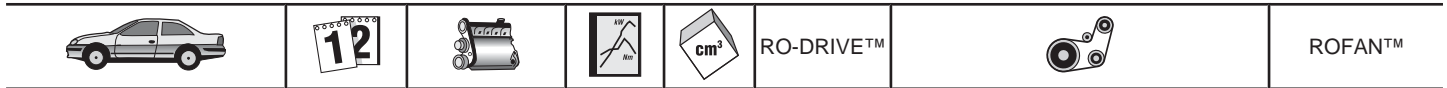
					RO-DRIVE™		ROFAN™
---	---	---	---	---	-----------	---	--------

## FORD

### ESCORT VII (ALL, ANL, GAL, AAL, ABL)

						ALT, AC	6K1000
						ALT, PS, ⇨12/1995	6K1413
						ALT, PS, 01/1996⇨	6K1420
						ALT, PS, AC	6K1635
					<b>RR1306</b>		
					<b>RR1306K1</b>	MTR-CODE HL14 CVH	
1.6	01/95-02/99	L1E/Zetec SEFI, L1H/Zetec-E SEFI, L1K/Zetec-E SEFI	65-66	1597		ALT	6K0915
						ALT, AC	6K1555
						ALT, PS, (AUTOM)	6K1653
						ALT, PS, (MANL)	6K1675
						ALT, PS, AC	6K1920
					<b>RR1026</b>		
					<b>RR1026K1</b>	MTR-CODE ZH16 ZETEC E	
1.8 16V	01/95-02/99	RKC/Zetec-E SEFI	77-85	1796		ALT	6K0915
						ALT, AC	6K1555
						ALT, PS, (AUTOM)	6K1653
						ALT, PS, (MANL)	6K1675
						ALT, PS, AC	6K1920
					<b>RR1026</b>		
					<b>RR1026K1</b>	MTR-CODE ZH18 ZETEC E	
1.8 D	01/95-12/96	RTH, RTF, RTE	44	1753		PS	4K0654
						ALT, (-AC), (-PS)	5K0698
						ALT, (-AC), (PS)	5K1015
					<b>RR1191(SET)</b>		
					<b>RR1191K3</b>	⇨10/1995	
					<b>RR1191K4</b>	10/1995⇨	
	01/95-02/99	RTF, RTE, RTH	44	1753		PS	4K0654
						ALT, (-AC), (-PS)	5K0698
						ALT, (-AC), (PS)	5K1015
					<b>RR1191(SET)</b>		
					<b>RR1191K2</b>	10/1996⇨	
					<b>RR1191K4</b>	⇨09/1996	
1.8 TD	01/95-10/98	RFD/Diesel - TCI, RFK/Diesel-TCI	66	1753		PS	4K0654
						ALT, (-PS), (-AC)	5K0710
						ALT, (PS), (-AC), ⇨01/1997	5K1015
						ALT, (PS), (AC)	5K1025
						ALT, (PS), (-AC), 02/1997⇨	5K1145
					<b>RR1191(SET)</b>		
					<b>RR1191K2</b>	10/1996⇨	
					<b>RR1191K3</b>	⇨09/1995	
					<b>RR1191K4</b>	10/1995⇨, ⇨09/1996	
1.8 Turbo D	12/95-08/99	RVA/Endura-DE (TC)	51	1753		PS	4K0654
						ALT, (-AC), (-PS)	5K0698
						ALT, (-AC), (PS)	5K1015
					<b>RR1191(SET)</b>		
					<b>RR1191K1</b>	⇨09/1996, OPT	
					<b>RR1191K2</b>	10/1996⇨	
					<b>RR1191K4</b>	⇨09/1996	
<b>ESCORT VII (GAL, AAL, ABL)</b>							
1.3	01/95-10/98	J4B/Endura-E SEFI, J6A/HCS CFI	44	1299		ALT, ⇨12/1995	2A0793
						ALT, AC, ⇨12/1995	4K0825
						ALT, PS, ⇨12/1995	4K0860
1.4	01/95-10/98	F4B	55	1391		ALT	1A0763
						ALT, AC	6K1000
						ALT, PS, 01/1996⇨	6K1413
						ALT, PS, ⇨12/1995	6K1420
						ALT, PS, AC	6K1635
					<b>RR1306</b>		
					<b>RR1306K1</b>	MTR-CODE HL14 CVH	
1.8 D	01/95-12/96	RTE, RTF, RTH	44	1753		PS	4K0654
						ALT, (-AC), (-PS)	5K0698
						ALT, (-AC), (PS)	5K1015
					<b>RR1191(SET)</b>		
					<b>RR1191K3</b>	⇨10/1995	
					<b>RR1191K4</b>	10/1995⇨	
1.8 TD	01/95-10/98	RFD/Diesel - TCI, RFK/Diesel-TCI	66	1753		PS	4K0654
						ALT, (-PS), (-AC)	5K0710
						ALT, (PS), (-AC), ⇨01/1997	5K1015
						ALT, (PS), (AC)	5K1025
						ALT, (PS), (-AC), 02/1997⇨	5K1145
					<b>RR1191(SET)</b>		
					<b>RR1191K2</b>	10/1996⇨	
					<b>RR1191K3</b>	⇨09/1995	
					<b>RR1191K4</b>	10/1995⇨, ⇨09/1996	
1.8 Turbo D	12/95-10/98	RVA/Endura-DE (TC)	51	1753		PS	4K0654
						ALT, (-AC), (-PS)	5K0698
						ALT, (-AC), (PS)	5K1015
					<b>RR1191(SET)</b>		



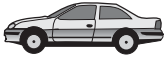








**FORD**

ESCORT VII (GAL, AAL, ABL)						
					RR1191K1 RR1191K2 RR1191K4	⇒09/1996, OPT 10/1996⇒ ⇒09/1996
RS 2000, RS 2000	02/95-02/98	N7A/DOHC 16V EFI	110	1998		ALT ALT, AC 6K1352 6K1653
RS Cosworth 4x4	02/95-10/98	N5F/DOHC Cosw.	162	1994		AC ALT 4K0990 6K1413
					RR1279	
FIESTA II (FBD)						
1.0	09/83-11/89		33	999		ALT, (OHV) ALT, (CVH) 1A0825 2A0675
1.1	05/86-02/89	GSH/VAL VV	36-37	1117		ALT, (OHV) ALT, (CVH) 1A0825 2A0675
1.3	09/83-01/87	JPC	51	1296		ALT, (OHV) ALT, (CVH) 1A0825 2A0675
1.4	10/86-02/89	F6C/CVH CFI, F6A/CVH CFI, FUD/CVH 2V	52-54	1392		ALT 1A0675
	10/85-11/89	FUB/CVH 2V	55	1392	RR1019 RR1019K1	MTR-CODE HL14 CVH ALT, (CVH) 2A0690
1.6 D	04/84-02/89	LTB	40	1608	RR1019 RR1019K1	MTR-CODE HL14 CVH ALT 1A0850
1.6 XR2	03/84-02/89	LUD/CVH 2V, LUB	70-71	1597	RR1377	ALT 2A0675
					RR1019 RR1019K1	MTR-CODE HL16 CVH
FIESTA III (GFJ)						
1.0	03/89-12/95	TLB/HCS 1V	33	1001		ALT 1A0800
1.1	03/89-12/95	GUE/HCS 2V, GUD/HCS 2V	40	1119		ALT, ⇒10/1990, (OHV) ALT, 10/1990⇒, (OHV) ALT, (CVH) 1A0800 1A0813 2A0675
		G6A/HCS CFI	37	1119		ALT, ⇒10/1990 ALT, 10/1990⇒ 1A0800 1A0813
1.3	03/89-12/92	JBC/HCS 2V	44	1299		ALT, 06/1992⇒ 1A0800
						ALT, ⇒04/1991 1A0813
						ALT, 05/1991⇒, ⇒05/1992 AC PS 4K0825 4K0860
1.3 KAT	05/91-01/97	J6B/HCS CFI	44	1299		ALT, 06/1992⇒ ALT, ⇒05/1992 AC PS 1A0800 2A0793 4K0825 4K0860
1.4	03/89-12/95	FUG/CVH 2V, FUJ/CVH 2V	54	1391	RR1019 RR1019K1 RR1306 RR1306K1	ALT ⇒04/1992 MTR-CODE HL14 CVH, ⇒04/1992 04/1992⇒ MTR-CODE HL14 CVH, 05/1992⇒ 2A0690
		F6E/CVH CFI	52	1391	RR1019 RR1019K1 RR1306 RR1306K1	ALT ⇒04/1992 MTR-CODE HL14 CVH, ⇒04/1992 04/1992⇒ MTR-CODE HL14 CVH, 05/1992⇒ 1A0690
1.4 KAT	03/89-12/95	F4A/PTE SEFI	54	1391		ALT, AC ALT, PS 6K0915 6K0935
						⇒04/1992 MTR-CODE HL14 CVH, ⇒04/1992 05/1992⇒
						MTR-CODE HL14 CVH, 05/1992⇒
1.6	01/89-01/94	LUH/CVH 2V	65	1597		ALT, ⇒04/1992 ALT, 05/1992⇒ 1A0690 6K0915
						CA, ⇒04/1992 MTR-CODE HL16 CVH, ⇒04/1992 CA, 05/1992⇒
						MTR-CODE HL16 CVH, 05/1992⇒
1.6 i 16V	01/94-12/95	L1G/Zetec SEFI	65	1597		ALT ALT, PS, (-AC) ALT, AC, (-PS) ALT, PS, AC 6K0915 6K1275 6K1555 6K1930
						RR1026 RR1026K1
						ALT, 07/1990⇒ 07/1990⇒, ⇒04/1992 MTR-CODE HL16 CVH 1A0685
1.6 XR2i	03/89-03/93	LJD/CVH EFI	76	1598	RR1019 RR1019K1 RR1306	ALT ⇒04/1992 MTR-CODE HL16 CVH 04/1992⇒ 2A0690





					RO-DRIVE™		ROFAN™
<b>FORD</b>							
<b>FIESTA III (GFJ)</b>							
	03/89-01/94	LJC/CVH EFI	81	1597		ALT	2A0690
1.8 16V, 1.8 XR2i 16V	02/92-12/95	RDB/Zetec SEFI	77-96	1796	RR1019K1	MTR-CODE HL16 CVH	
						ALT	6K0915
						ALT, AC, (-PS), ⇨07/1993	6K1530
						ALT, AC, (-PS), 08/1993⇨	6K1555
						ALT, PS, (-AC)	6K1815
						ALT, PS, AC	6K1900
					RR1026		
					RR1026K1		
1.8 D	03/89-12/95	RTG, RTC, RTD	44	1753		ALT, ⇨10/1990	3K0648
						ALT, 10/1990⇨, ⇨07/1993	3K0675
						PS, (AC)	4K0654
						ALT, 07/1993⇨	5K0698
						ALT, (PS)	5K1010
						ALT, (AC)	5K1010
					RR1191(SET)		
					RR1191K3	⇨10/1995	
					RR1191K4	10/1995⇨	
<b>FIESTA IV (JA_, JB_)</b>							
1.25 i 16V	08/95-01/02	DHB/Zetec-SE SEFI, DHA/Zetec-SE SEFI, DHC/Zetec-SE SEFI, DHD/Zetec-SE SEFI, DHE/Zetec-SE SEFI, DHF/Zetec-SE SEFI, DHG/Zetec-SE SEFI	55	1242		ALT, (-AC), (-PS)	6K1180
						ALT, (-AC), ⇨12/1998	6K1750
						ALT, (-AC), 01/1999⇨	6K1767
						ALT, (AC), (-PS)	6K1775
						ALT, (AC), (PS)	6K1930
					RR1018		
					RR1018K1	⇨02/1997	
					RR1018K2	03/1997⇨	
1.3 i	08/95-01/02	JJC/Endura-E SEFI, JJA/Endura-E SEFI, JJM/Endura-E SEFI, JJK/Endura-E SEFI, JJJ/Endura-E SEFI, JJE/Endura-E SEFI	37-44	1299		ALT, (-PS), (-AC), 02/1998⇨	1A0825
						ALT, AC, (-PS)	6K1440
						ALT, PS, (-AC), ⇨01/1998	6K1733
						ALT, PS, (-AC), 02/1998⇨, ⇨09/1998	6K1760
						ALT, PS, AC, ⇨01/1998	6K1900
						ALT, PS, AC, 02/1998⇨	6K1930
1.4 i 16V	04/96-01/02	FHA/Zetec-SE SEFI, FHE/Zetec-SE SEFI	66	1388		ALT, (-AC), (-PS)	6K1180
						ALT, (-AC), ⇨12/1998	6K1750
						ALT, (-AC), 01/1999⇨	6K1767
						ALT, (AC), (-PS)	6K1775
						ALT, (AC), (PS)	6K1930
					RR1018		
					RR1018K1	⇨02/1997	
					RR1018K2	03/1997⇨	
1.6 16V Sport	02/00-01/02	L1V/Zetec-SE SEFI, L1T/Zetec-SE SEFI	76	1596		ALT, (-PS), (-AC)	6K1180
						ALT, (PS), (-AC), 01/1999⇨, ⇨12/2000	6K1767
						ALT, (PS), (AC)	6K1930
					RR1018	CA	
					RR1018K2	CA	
1.8 D	08/95-04/00	RTK/Endura-DE, RTJ/Endura-DE	44	1753		PS	5K0675
						ALT, (-PS), (-AC)	5K0890
						ALT, (AC)	5K1145
					RR1191(SET)		
					RR1191K1	⇨09/1996, OPT	
					RR1191K2	10/1996⇨	
					RR1191K4	⇨09/1996	
1.8 DI	04/00-01/02	RTQ/Endura-DI, RTP/Endura-DI, RTN/Endura-DI	55	1753		PS	5K0675
						ALT, (-PS), (-AC)	5K0884
						ALT, (AC), ⇨10/2000	6K1145
						ALT, (AC), 11/2000⇨	6K1610
						ALT, (-AC)	6K1685
					RR1142	INJP	
					RR1142K2	INJP, (AUTOM-TP)	
<b>FIESTA Kasten</b>							
1.0	08/83-11/89	TKB/VAL 1V	33	957		ALT, (OHV)	1A0825
						ALT, (CVH)	2A0675
1.0 (WFTV)	10/77-11/86	TKA	29	957		ALT, ⇨06/1981	1A0813
						ALT, 06/1981⇨	1A0818
						ALT, (OHV), 08/1983⇨	1A0825





RO-DRIVE™



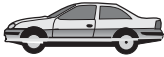





ROFAN™

**FORD**

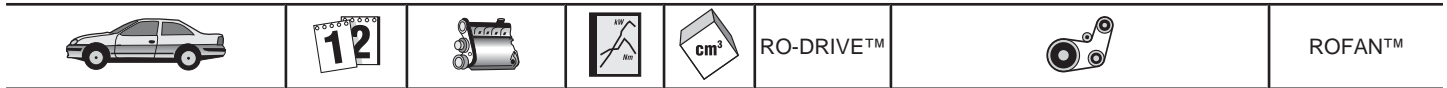
**FIESTA Kasten**

						ALT, (CVH), 08/1983⇨	<b>2A0675</b>
1.1 (WFTV)	10/77-11/86		39	1117		ALT, ⇨06/1981 ALT, 06/1981⇨, ⇨03/1983 ALT, (OHV), 08/1983⇨ ALT, (CVH), 08/1983⇨	<b>1A0813</b> <b>1A0818</b> <b>1A0825</b> <b>2A0675</b>
1.3	09/91-02/96	J6B/HCS CFI	44	1299		ALT, 06/1992⇨ ALT, ⇨05/1992 AC PS	<b>1A0800</b> <b>2A0793</b> <b>4K0825</b> <b>4K0860</b>
	02/96-	J4C/Endura-E SEFI	44	1299		ALT, (-PS), (-AC), 02/1998⇨ ALT, AC, (-PS) ALT, PS, (-AC), ⇨01/1998 ALT, PS, (-AC), 02/1998⇨, ⇨09/1998 ALT, PS, AC, ⇨01/1998 ALT, PS, AC, 02/1998⇨	<b>1A0825</b> <b>6K1440</b> <b>6K1733</b> <b>6K1760</b> <b>6K1900</b> <b>6K1930</b>
1.4 i	04/96-10/99	FHA/Zetec-SE SEFI	66	1388		ALT ALT, PS, ⇨12/1998 ALT, PS, 01/1999⇨ ALT, AC ALT, PS, AC	<b>6K1180</b> <b>6K1750</b> <b>6K1767</b> <b>6K1775</b> <b>6K1930</b>
					<b>RR1018</b> <b>RR1018K1</b> <b>RR1018K2</b>	CA CA, ⇨02/1997 CA, 02/1998⇨	
1.8 D	09/91-02/96	RTD, RTC, RTG	44	1753		ALT ALT, PS, AC	<b>3K0675</b> <b>5K1010</b>
					<b>RR1191(SET)</b> <b>RR1191K1</b> <b>RR1191K3</b> <b>RR1191K4</b>	10/1995⇨, OPT ⇨09/1995 10/1995⇨	
	02/96-	RTK/Endura-DE	44	1753		ALT, (PS), (AC) ALT ALT, AC ALT, PS	<b>5K0675</b> <b>5K0890</b> <b>5K1145</b> <b>5K1145</b>
					<b>RR1191(SET)</b> <b>RR1191K2</b> <b>RR1191K4</b>	10/1996⇨ ⇨09/1996	
1.8 D (FVJ)	03/89-12/95	RTG, RTD, RTC	43	1753		<b>RR1191(SET)</b> <b>RR1191K3</b> <b>RR1191K4</b>	⇨10/1995 10/1995⇨
1.8 DI	09/00-	RTN/Endura-DI, RTP/Endura-DI	55	1753		ALT, (AC) ALT, (-AC)	<b>6K1610</b> <b>6K1675</b>
					<b>RR1142</b> <b>RR1142K2</b>	INJP INJP, (AUTOM-TP)	
D 1.8	05/98-	RTJ/Endura-DE, RTK/Endura-DE	44	1753		PS ALT, (-PS), (-AC) ALT, (AC)	<b>5K0675</b> <b>5K0890</b> <b>5K1145</b>
					<b>RR1191(SET)</b> <b>RR1191K2</b>		
TD 1.8	03/00-	RTP/Endura-DI, RTQ/Endura-DI, RTN/Endura-DI	55	1753		ALT, (AC) ALT, (-AC), ⇨04/2000 ALT, (-AC), 04/2000⇨	<b>6K1610</b> <b>6K1675</b> <b>6K1685</b>
					<b>RR1142</b> <b>RR1142K2</b>	CA CA	
<b>FIESTA V (JH., JD.)</b>							
1.25 16V	05/02-	M7JA, M7JB, FUJB, FUJA	51-55	1242		ALT, (PS), (AC) ALT, (PS), (-AC) CA CA, ⇨04/2005	<b>6K1019T1</b> <b>6K1042T1</b>
					<b>RR1018</b> <b>RR1018K2</b>		
1.3	11/01-	A9JA, A9JB, BAJA	44-51	1299		ALT, PS, (-AC), 04/2002⇨ ALT, (-PS), (-AC)	<b>6K1685</b> <b>6K1705</b>
1.4 16V	11/01-	FXJA, FXJB	59	1388		ALT, (PS), (AC) ALT, (PS), (-AC) CA CA, ⇨04/2005	<b>6K1019T1</b> <b>6K1042T1</b>
					<b>RR1018</b> <b>RR1018K2</b>		
1.4 TDCi	11/01-	F6JA, F6JB	50	1399		ALT, (-AC) ALT, (AC) CA CA, MTR-CODE F6JA	<b>6K1345</b> <b>6K1705</b>
					<b>RR1079</b> <b>RR1079K2</b>		
1.6 16V	11/01-	FYJA, FYJB	74	1596		ALT, (PS), (AC) ALT, (PS), (-AC) CA CA, ⇨04/2005	<b>6K1019T1</b> <b>6K1042T1</b>
					<b>RR1018</b> <b>RR1018K2</b>		
1.6 TDCi	11/04-	HHJB, HHJA	66	1560		ALT, (-AC) ALT, (AC) CA, MTR-CODE HHJA, HHJB CA	<b>6K0800</b> <b>6K0976</b>
					<b>RR1058</b> <b>RR1058K1</b>		
ST150	03/05-	N4JB	110	1999		ALT, WP, PS, AC	<b>6K2215</b>



					RO-DRIVE™		ROFAN™
<b>FORD</b>							
<b>FIESTA Van</b>							
1.3	10/03-	A9JA, A9JB	51	1299		ALT, (PS), (-AC) ALT, (-PS), (-AC)	6K1685 6K1705
1.4 TDCi	10/03-	F6JB, F6JA	50	1399	RR1079 RR1079K2	ALT, (-AC) ALT, (AC) CA CA	6K1345 6K1705
<b>FIESTA VI</b>							
1.25	10/08-	STJA, SNJA	44-60	1242	RR1018	CA	
1.4	10/08-	SPJA	71	1388	RR1018	CA	
1.4 TDCi	01/09-	F6JD	50	1399	RR1079 RR1079K2	ALT, (-AC) ALT, (AC) CA CA	6K0800 6K0976
1.6 TDCi	10/08-	HHJD	66	1560	RR1058 RR1058K1	ALT, (-AC) ALT, AC CA, MTR-CODE HHJA, HHJB CA	6K0800 6K0976
1.6 Ti	10/08-	HXJA	88	1596	RR1018	CA	
<b>FOCUS</b>							
1.4 16V	10/98-11/04	FXDA/Zetec-SE SFI, FXDC/Zetec-SE SFI, FXDD/Zetec-SE SFI, FXDB/Zetec-SE SFI	55	1388	RR1018 RR1018K2	ALT, (-AC), 08/2001⇒, ⇒03/2002 ALT, (-AC), 03/2002⇒ ALT, (-AC), ⇒08/2001 CA CA	6K1042T2 6K1042T3 6K1733
1.6 16V	10/98-11/04	FYDC/Zetec-SE SFI, FYDA/Zetec-SE SFI, FYDH, FYDB/Zetec-SE SFI, FYDD/Zetec-SE SFI	74	1596	RR1018 RR1018K2	ALT, (-AC), 08/2001⇒, ⇒03/2002 ALT, (-AC), 03/2002⇒ ALT, (-AC), ⇒08/2001 CA CA	6K1042T2 6K1042T3 6K1733
1.6 TDCi	10/03-03/07	G8DA, G8DB, HHDA, HHDB	66-80	1560	RR1058 RR1058K1	ALT, (-AC) ALT, AC CA, MTR-CODE HHJA, HHJB CA	6K0800 6K0976
1.6, 1.6 Ti	10/03-03/07	HWDA, HWDB, SIDA, HXDA	74-85	1596	RR1018 RR1018K2	CA CA, ⇒04/2005	
1.8 16V	10/98-11/04	EYDC/Zetec-E SFI, EYDJ, EYDI, EYDE/Zetec-E SFI, EYDB/Zetec-E SFI, EYDL, EYDD/Zetec-E SFI, EYDF/Zetec-E SFI, EYDG	85	1796	RR1146 RR1146K1 RR1146K2	ALT, (-PS), (AC) ALT, (PS), (AC) CA CA, 01/1999⇒ CA, ⇒01/1999	6K1555 6K2100
1.8 DI / TDDi, 1.8 TDCi, 1.8 Turbo DI/TDDi	08/99-11/04	BHDB/Endura-DI, BHDA/Endura-DI, F9DB, F9DA, C9DA/Endura-DI, C9DB/Endura-DI	55-85	1753	RR1142 RR1142K2	ALT, (-AC) ALT, (AC) INJP INJP, (AUTOM-TP), 09/2000⇒	6K1413 6K1720
1.8 TDCi	01/05-03/07	KKDA	85	1753	RR1142 RR1142K2	ALT, (-AC) ALT, (AC)	6K1360 6K1520
1.8, 1.8 Flexifuel	10/03-03/07	QQDA, Q7DA, QQDB, CSDB, CSDA	88-92	1798		AC ALT, ⇒12/2007	5K0705T1 6K1306
2.0	04/04-03/07	SYDA, AODB, AODA	107	1999		AC ALT, ⇒12/2007	5K0705T1 6K1306
2.0 16V	10/98-11/04	EDDC/Zetec-E SFI, EDDF/Zetec-E SFI, EDDD/Zetec-E SFI, EDDB/Zetec-E SFI	96	1988	RR1146 RR1146K1 RR1146K2	ALT, (PS), (AC), (AUTOM) ALT, (PS), (AC), (MANL) CA CA, 01/1999⇒ CA, ⇒01/1999	6K2000 6K2120
2.0 TDCi	10/03-03/07	G6DA, G6DD,	100	1997		ALT, AC	6K1217

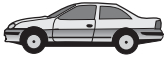









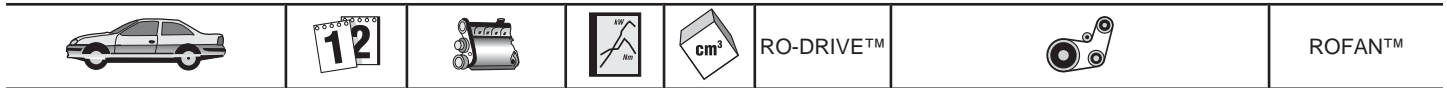
**FORD**

<b>FORD</b>							
<b>FOCUS</b>							
		G6DB			<b>RR1059</b> <b>RR1059K1</b>		
RS	10/02-11/04	HMDA	158	1988		⇒07/2004, ALT CA, ⇒07/2004 CA, ⇒07/2004	<b>6K2120</b>
ST170	03/02-11/04	ALDA	127	1988	<b>RR1146</b> <b>RR1146K1</b>	ALT, WP, PS, AC	<b>6K2115</b>
					<b>RR1146</b>		
<b>FOCUS II</b>							
1.4	11/04-	ASDB, ASDA	59	1388	<b>RR1018</b> <b>RR1018K2</b>	CA CA, ⇒04/2005	
1.6	10/06-	HWDA, HWDB	74	1596	<b>RR1018</b>	CA	
1.6 TDCi	11/04-	G8DB, G8DA, HHDA, HHDB	66-80	1560	<b>RR1058</b> <b>RR1058K1</b>	ALT, (-AC) ALT, AC CA, MTR-CODE HHJA, HHJB CA	<b>6K0800</b> <b>6K0976</b>
1.6, 1.6 Ti	11/04-	SHDA, HWDA, HWDB, HXDB, HXDA	74-85	1596	<b>RR1018</b> <b>RR1018K2</b>	CA CA, ⇒04/2005	
1.8 TDCi	11/04-	KKDB, KKDA	85	1753	<b>RR1142</b> <b>RR1142K2</b>	ALT, (-AC) ALT, (AC)	<b>6K1360</b> <b>6K1520</b>
1.8, 1.8 Flexifuel	03/06-	Q7DA	92-96	1798		AC ALT, 01/2008⇒ ALT, ⇒12/2007	<b>5K0705T1</b> <b>6K1250</b> <b>6K1306</b>
2.0	11/04-	AODA, AODB	107	1999		AC ALT, 01/2008⇒ ALT, ⇒12/2007	<b>5K0705T1</b> <b>6K1250</b> <b>6K1306</b>
2.0 TDCi	11/04-	G6DB, G6DA, G6DD	100	1997	<b>RR1059</b> <b>RR1059K1</b>	ALT CA CA	<b>6K1217</b>
2.5 ST, 21.5 RS	10/05-	HYDA	166-224	2522	<b>RR1145</b>	ALT, ⇒11/2007 CA	<b>5K0890</b>
<b>FUSION (JU_)</b>							
1.25	08/04-	FUJB, FUJA	55	1242	<b>RR1018</b> <b>RR1018K2</b>	ALT, (PS), (AC) ALT, (PS), (-AC) CA CA, ⇒04/2005	<b>6K1019T1</b> <b>6K1042T1</b>
1.4	08/02-	FXJB, FXJA	59	1388	<b>RR1018</b> <b>RR1018K2</b>	ALT, (PS), (AC) ALT, (PS), (-AC) CA CA, ⇒04/2005	<b>6K1019T1</b> <b>6K1042T1</b>
1.4 TDCi	08/02-	F6JB, F6JA	50	1399	<b>RR1079</b> <b>RR1079K2</b>	ALT, PS ALT, PS, AC CA CA, MTR-CODE F6JA	<b>6K1345</b> <b>6K1705</b>
1.6	08/02-	FYJB, FYJA	74	1596	<b>RR1018</b> <b>RR1018K2</b>	ALT, (PS), (AC) ALT, (PS), (-AC) CA CA, ⇒04/2005	<b>6K1019T1</b> <b>6K1042T1</b>
1.6 TDCi	11/04-	HHJB, HHJA	66	1560	<b>RR1058</b> <b>RR1058K1</b>	ALT, (-AC) ALT, AC CA, MTR-CODE HHJA, HHJB CA	<b>6K0800</b> <b>6K0976</b>
<b>GALAXY</b>							
1.8 TDCi	05/06-	FFWA	74	1753	<b>RR1142</b> <b>RR1142K2</b>		
		QYWA	92	1753	<b>RR1142</b>	ALT	<b>6K1685</b>
2.0	05/06-	AOWA	107	1999		ALT, PS, AC	<b>6K2196</b>
2.0 TDCi	05/06-	AZWA, QXWB, QXWA	85-103	1997	<b>RR1059</b> <b>RR1059K1</b>		
2.2 TDCi	03/08-	Q4BA	129	2179		ALT	<b>6K1743</b>
2.3	07/07-		118	2261		ALT	<b>6K2245</b>
<b>GALAXY (WGR)</b>							
1.9 TDI	03/95-05/06	AHU, 1Z, ANU	66	1896		PS, (-AC), MTR-CODE 1Z, AHU PS, WP, (AC), MTR-CODE 1Z, AHU ALT, PS, (AC), MTR-CODE ANU ALT, (-AC), (-TENS DAMPER), MTR-CODE 1Z, AHU ALT, (-AC), (TENS DAMPER), MTR-CODE 1Z, AHU, ⇒CH-NO 7M-Y-020 000 ALT, (-AC), (TENS DAMPER), MTR-CODE 1Z, AHU, CH-NO 7M-Y-020 001⇒ ALT, PS, (-AC), MTR-CODE ANU ALT, (AC), MTR-CODE 1Z, AHU	<b>2A0730</b> <b>2A0790</b> <b>6DK1195</b> <b>6K0923</b> <b>6K1045</b> <b>6K1054</b> <b>6K1120</b> <b>6K1153</b>



					RO-DRIVE™		ROFAN™
<b>FORD</b>							
<b>GALAXY (WGR)</b>							
					<b>RR1107</b> <b>RR1107K2</b>	CA, WP, MTR-CODE ANU CA, WP, MTR-CODE ANU, MTR-NO 005 001⇒	
					<b>RR1107K3</b> <b>RR1107K4</b>	CA, WP, MTR-CODE ANU, 01/2003⇒ CA, WP, MTR-CODE ANU, ⇒MTR-NO 005 000	
					<b>RR1165</b> <b>RR1165K2</b>	CA, MTR-CODE 1Z, AHU CA, MTR-CODE 1Z, AHU	
	08/97-04/00	AFN, AVG	81	1896		PS, (-AC) PS, WP, (AC) ALT, (-AC), (-TENS DAMPER) ALT, (-AC), (TENS DAMPER), OE-NO 1227543 ALT, (-AC), (TENS DAMPER), OE-NO 1097332 ALT, (AC)	<b>2A0730</b> <b>2A0790</b> <b>6K0923</b> <b>6K1045</b> <b>6K1054</b> <b>6K1153</b>
	04/00-05/06	AUY	85	1896	<b>RR1165</b> <b>RR1165K2</b>	CA CA	
	02/03-05/06	ASZ, BTB	96-110	1896	<b>RR1107</b> <b>RR1107K2</b> <b>RR1107K3</b>	ALT, (AC) ALT, (-AC) CA, WP CA, WP, ⇒03/2002 CA, WP, 04/2002⇒	<b>6DK1195</b> <b>6K1120</b>
2.0 i	11/95-05/06	NSE/DOHC SEFI, ZVSA	85	1998	<b>RR1107</b> <b>RR1107K3</b>	ALT CA, WP	<b>6DK1195</b> <b>6K1120</b>
2.3 16V	01/97-05/06	Y5B/DOHC 16V SEFI, E5SA	107	2295		ALT, (AC) ALT, PS ALT, PS, AC	<b>6K1420</b> <b>6K1570</b> <b>6K1570</b>
	09/01-05/06	E5SB	103	2295		ALT, PS, AC	<b>6K1570</b>
2.8 i V6, 2.8 iV6 4x4	11/95-04/00	AAA, AMY	128	2792		ALT, (AC)	<b>7DK1360</b>
2.8 V6	04/00-05/06	AYL	150	2792		ALT, (AC)	<b>6DK1320</b>
<b>KA</b>							
1.2	02/09-		51	1242	<b>RR1041</b>	ALT, (-AC) ALT, (AC) CA	<b>4K0665</b> <b>5K1145</b>
<b>KA (RB.)</b>							
1.3 i	09/96-	JJB/Endura-E SEFI, JJD/Endura-E SEFI, JJH/Endura-E SEFI, JLL/Endura-E SEFI, JJF/Endura-E SEFI, JJG/Endura-E SEFI	36-37	1299		ALT, (-PS), (-AC), 02/1998⇒, ⇒10/2002 ALT, (PS), (-AC), 10/1996⇒, ⇒10/2002, OE-NO 1036917, (AUTOM-TP) ALT, (PS), (AC), 10/1996⇒, ⇒10/2002	<b>1A0825</b> <b>6K1760</b> <b>6K1930</b>
		J4K/Endura-E SEFI, J4D/Endura-E SEFI, J4S/Endura-E SEFI, J4P/Endura-E SEFI, J4M/Endura-E SEFI, J4N/Endura-E SEFI, BAA	44	1299		ALT, (-PS), (-AC), 02/1998⇒, ⇒10/2002 ALT, (PS), (-AC), 10/2002⇒, OE-NO 1089877 ALT, (PS), (-AC), 10/1996⇒, ⇒10/2002, OE-NO 1036917, (AUTOM-TP) ALT, (PS), (AC), 10/1996⇒, ⇒10/2002	<b>1A0825</b> <b>6K1705</b> <b>6K1760</b> <b>6K1930</b>
	08/02-	A9B, A9A	51	1299		ALT, PS, (-AC) ALT, PS, AC	<b>6K1705</b> <b>6K2196</b>
1.6 i	07/03-	CDC, CDB	70	1599		ALT, PS, (-AC) ALT, PS, AC	<b>6K1705</b> <b>6K2196</b>
<b>KUGA</b>							
2.0 TDCi 4x4	03/08-		100	1997	<b>RR1059</b> <b>RR1059K1</b>	ALT CA CA	<b>6K1217</b>
2.5 4x4	03/09-		147	2522	<b>RR1145</b>	ALT CA	<b>5K0890</b>
<b>MAVERICK</b>							
2.0 16V	02/01-	YF	91	1989	<b>RR1146</b>	ALT, (AC) CA	<b>6K2100</b>
2.3 16V	03/04-	GZ	110	2261		ALT, PS, AC, WP	<b>6K2277</b>
3.0 24V	03/04-	AJ	149	2967		ALT	<b>3K0648</b>

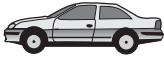









**FORD**







MAVERICK							
3.0 V6 24V	02/01-	AJ	145	2967		ALT	6K2080
MAVERICK (UDS, UNS)							
2.4 i	02/93-04/98	KA-24, KA24-E	85-91	2389		ALT AC PS	1A0900 3A0925 3A1150
2.7 TD	02/93-08/96	TD27, TD27E	74-92	2663		AC ALT PS	3A0925 3A1150 3A1150
MONDEO I							
1.6 i 16V	04/93-08/96	L1F/Zetec SEFI	66	1597	RR1026 RR1026K1	ALT, PS	6K1715
						ALT, PS, AC, ⇨08/1995 09/1995⇨, (AUTOM) ALT, PS, AC, 09/1995⇨, (MANL)	6K2080 6K2080 6K2100
1.8 i 16V	02/93-08/96	L1J/Zetec-E SEFI, L1J/Zetec SEFI	65-66	1597	RR1026 RR1026K1	ALT, PS	6K1715
						ALT, PS, AC, ⇨08/1995 09/1995⇨, (AUTOM) ALT, PS, AC, 09/1995⇨, (MANL)	6K2080 6K2080 6K2100
1.8 TD	06/93-08/96	RKA/Zetec SEFI, RKB/Zetec-E SEFI	82-85	1796	RR1026 RR1026K1	ALT, PS	6K1715
						ALT, PS, AC, ⇨08/1995 09/1995⇨, (AUTOM) ALT, PS, AC, 09/1995⇨, (MANL)	6K2080 6K2080 6K2100
2.0 i 16V	02/93-08/96	NGA/Zetec-E SEFI	97-100	1988	RR1026 RR1026K1	ALT, PS	6K1715
						ALT, PS, AC, ⇨08/1995 09/1995⇨, (AUTOM) ALT, PS, AC, 09/1995⇨, (MANL)	6K2080 6K2080 6K2100
2.5 i 24V	07/94-08/96	SEA/Duratec-VE SEFI	125	2544		ALT	6K1590
						ALT, AC	6K1805
MONDEO II							
1.6 i	09/96-11/00	L1J/Zetec-E SEFI	66	1597	RR1026 RR1026K1 RR1146 RR1146K1 RR1146K2	ALT, PS, ⇨05/1998	6K1715
						ALT, PS, AC, (AUTOM), ⇨05/1998 ALT, PS, AC, ⇨05/1998, (MANL) 05/1998⇨, (AUTOM) ALT, PS, AC, (MANL), 05/1998⇨ ⇨05/1998 ⇨05/1998 05/1998⇨ 01/1999⇨ 05/1998⇨, ⇨01/1999	6K2080 6K2100 6K2100 6K2120 6K2120 6K2120 6K2120
1.6 i 16V	05/98-11/00	L1L/Zetec-E SEFI, L1Q/Zetec-E SEFI, L1N/Zetec-E SEFI	70	1597	RR1026 RR1146 RR1146K1 RR1146K2	ALT, PS, ⇨05/1998	6K1715
						ALT, PS, AC, (AUTOM), ⇨05/1998 ALT, PS, AC, ⇨05/1998, (MANL) 05/1998⇨, (AUTOM) ALT, PS, AC, (MANL), 05/1998⇨ ⇨05/1998 05/1998⇨ 01/1999⇨ ⇨01/1999	6K2080 6K2100 6K2100 6K2120 6K2120 6K2120 6K2120
1.8 i	09/96-11/00	RKJ/Zetec-E SEFI, RKF/Zetec-E SEFI, RKK/Zetec-E SEFI, RKB/Zetec-E SEFI, RKH/Zetec-E SEFI	85	1796	RR1026 RR1026K1 RR1146 RR1146K1 RR1146K2	ALT, PS, ⇨05/1998	6K1715
						ALT, PS, AC, (AUTOM), ⇨05/1998 ALT, PS, AC, ⇨05/1998, (MANL) 05/1998⇨, (AUTOM) ALT, PS, AC, (MANL), 05/1998⇨ ⇨05/1998 ⇨05/1998 05/1998⇨ 01/1999⇨ 05/1998⇨, ⇨01/1999	6K2080 6K2100 6K2100 6K2120 6K2120 6K2120 6K2120
1.8 TD	09/96-11/00	RFN/Endura-DE (TCI)	66	1753	RR1191(SET) RR1191K2	ALT	5K0875
						AC	5K0890
2.0 i	09/96-11/00	NGB, NGA/Zetec-E SEFI, NGC,	96	1988		ALT, PS, ⇨05/1998	6K1715
						ALT, PS, AC, (AUTOM), ⇨05/1998 ALT, PS, AC, ⇨05/1998, (MANL)	6K2080 6K2100



					RO-DRIVE™		ROFAN™
<b>FORD</b>							
<b>MONDEO II</b>							
		NGD				05/1998⇒, (AUTOM) ALT, PS, AC, (MANL), 05/1998⇒ ⇒05/1998 ⇒05/1998 05/1998⇒ 01/1999⇒ 05/1998⇒, ⇒01/1999	<b>6K2100</b> <b>6K2120</b>
2.5	09/96-11/00	SEA/Duratec- VE SEFI, SEB, SEC	125-151	2544	<b>RR1026</b> <b>RR1026K1</b> <b>RR1146</b> <b>RR1146K1</b> <b>RR1146K2</b>	ALT, (-AC) ALT, (AC)	<b>6K1590</b> <b>6K1820</b>
<b>MONDEO III</b>							
1.8 16V	11/00-08/07	CHBA/Duratec- HE SFI, CHBB/Duratec- HE SFI, CFBA	81-96	1798		ALT	<b>6K2225</b>
2.0 16V	11/00-08/07	CJBA/Duratec- HE SFI, CJBB/Duratec- HE SFI	107	1999		ALT	<b>6K2225</b>
2.0 16V DI / TDDi / TDCi	11/00-08/07	D5BA/Dura Torq-DI, SDBA	66	1998		PS, (DI 2.0), 09/2004⇒ PS, (DI 2.0), ⇒09/2004 PS, (TDCI 2.0), 03/2006⇒ ALT	<b>4K0711 ELAST</b> <b>4K0735</b> <b>4K0735</b> <b>6K1635</b>
2.0 16V TDDi / TDCi	11/00-08/07	HJBB, HJBA, HJBC, D6BA/Dura Torq-DI, N7BA, FMBA	85-96	1998		PS, 09/2004⇒ PS, ⇒09/2004 ALT	<b>4K0711 ELAST</b> <b>4K0735</b> <b>6K1635</b>
2.2 TDCi	09/04-08/07	QJBA, QJBB	114	2198		PS, 09/2004⇒ PS, 08/2004⇒, ⇒09/2004 ALT, 08/2004⇒	<b>4K0711 ELAST</b> <b>4K0735</b> <b>6K1635</b>
<b>MONDEO IV</b>							
1.6 Ti	03/07-	RHBA, PNBA	81-92	1596	<b>RR1018</b>	CA	
1.8 TDCi	03/07-	FFBA	74	1753	<b>RR1142</b> <b>RR1142K2</b>	ALT CA CA	<b>6K1685</b>
2.0	03/07-	AOBA, TBBA	107	1999		ALT	<b>6K2196</b>
2.0 TDCi	03/07-	QXBB, QXBA, AZBA, N7BB	85-103	1997	<b>RR1059</b> <b>RR1059K1</b>	ALT CA CA	<b>6K1850</b>
2.2 TDCi	03/08-	Q4BA	129	2179		ALT	<b>6K1743</b>
2.3	07/07-	SEBA	118	2261		ALT	<b>6K2245</b>
2.5	03/07-	HUBA	162	2521	<b>RR1145</b>	CA	
<b>ORION I (AFD)</b>							
1.3	07/83-03/86	JPA	51	1296		ALT, 01/1986⇒ ALT, 04/1984⇒, ⇒12/1985 ALT, ⇒04/1984	<b>2A0758</b> <b>2A0772</b> <b>2A0806</b>
1.6	07/83-03/86	LP1, LPA	58	1597	<b>RR1019</b> <b>RR1019K1</b>	ALT, 01/1986⇒ ALT, 04/1984⇒, ⇒12/1985 ALT, ⇒04/1984 MTR-CODE HL16 CVH	<b>2A0758</b> <b>2A0772</b> <b>2A0806</b>
1.6 D	02/84-03/86	LTA	40	1608	<b>RR1377</b>	ALT	<b>1A0850</b>
1.6 i	07/83-03/86	LRA, LR1	77	1597	<b>RR1019</b> <b>RR1019K1</b>	ALT MTR-CODE HL16 CVH	<b>2A0783</b>
<b>ORION II (AFF)</b>							
1.3	11/86-07/88 12/85-07/90	JBB/HCS 2V, JLB/VAL VV, JLA/VAL VV	51 44	1296 1297		ALT ALT, 08/1988⇒, ⇒04/1989 ALT, 04/1989⇒ ALT, ⇒08/1988	<b>2A0758</b> <b>1A0800</b> <b>1A0813</b> <b>1A0825</b>
1.4	12/85-07/90 01/86-07/90	FUA/CVH 2V, F6D, F6B/CVH CFI FUC/CVH 2V	52-55 54	1392 1392	<b>RR1019</b> <b>RR1019K1</b> <b>RR1019</b> <b>RR1019K1</b>	ALT ALT, 10/1987⇒, ⇒07/1990 02/1987⇒, ⇒07/1990	<b>2A0772</b> <b>2A0768</b>
1.6	12/85-07/90	LUC	66	1597	<b>RR1019</b> <b>RR1019K1</b>	04/1986⇒, ⇒07/1990	
1.6 D	12/85-01/89	LTC	40	1608	<b>RR1377</b>	ALT	<b>1A0850</b>
1.6 i	03/86-07/90	LRB/CVH FI	77	1597		ALT, (AC), ⇒12/1988 ALT, ⇒12/1988 ALT ALT, 12/1988⇒ AC	<b>1A0625</b> <b>2A0755</b> <b>2A0768</b> <b>2A0793</b> <b>3A0850</b>

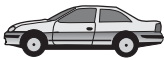









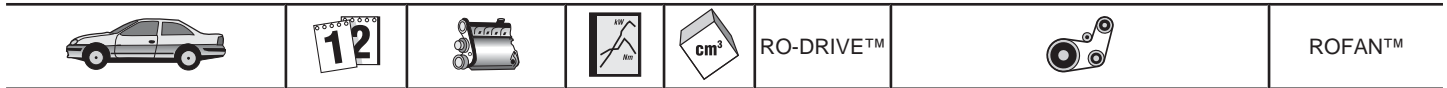
					RO-DRIVE™		ROFAN™
---	---	---	---	---	-----------	---	--------

<b>FORD</b>							
<b>ORION II (AFF)</b>							
↔ 1.6 i KAT	03/86-07/90	L4B/CVH FI	66	1597		ALT AC, 01/1988⇒, ⇒10/1989 AC, 10/1989⇒	2A0758 6K0844 6K0915
					RR1019 RR1019K1		
1.8 D	01/89-07/90	RTB, RTA	44	1753		ALT AC ALT, AC	3K0648 6K0844 6K0915
					RR1191(SET) RR1191K3		
<b>ORION III (GAL)</b>							
1.3	07/90-12/93	J6A/HCS CFI, J4B/Endura-E SEFI	44	1299		ALT	1A0800
1.4	07/90-12/93	F6F/CVH CFI, F6G, FUH	52-54	1391		ALT, 08/1990⇒ ALT, AC, 08/1990⇒ ALT, PS, 08/1990⇒ ALT, PS, AC, 08/1990⇒ ⇒04/1992 ⇒04/1992 04/1992⇒ 05/1992⇒	2A0758 6K0995 6K1420 6K1635
					RR1019 RR1019K1 RR1306 RR1306K1		
1.6	07/90-12/92	LUK, LUJ	66	1598		ALT, 08/1990⇒ ALT, AC, 08/1990⇒ ALT, PS, 08/1990⇒ ALT, PS, AC, 08/1990⇒ ⇒04/1992 ⇒04/1992 04/1992⇒ 05/1992⇒	2A0758 6K0995 6K1420 6K1635
					RR1019 RR1019K1 RR1306 RR1306K1		
1.6 i	07/90-09/92	LJF/CVH EFI	77	1598		ALT ALT, AC ALT, PS ALT, PS, AC ⇒04/1992 MTR-CODE HL 16 CVH 04/1992⇒	2A0758 6K0995 6K1420 6K1635
					RR1019 RR1019K1 RR1306		
1.6 i 16V	07/92-12/93	L1K/Zetec-E SEFI, L1E/Zetec SEFI	66	1597		ALT ALT, AC ALT, PS ALT, PS, AC CA CA, MTR-CODE ZH18 ZETEC E	6K0915 6K1530 6K1815 6K1900
					RR1026 RR1026K1		
1.8 D	11/90-12/93	RTH, RTE, RTF	44	1753		ALT, ⇒05/1991 ALT, 05/1991⇒, ⇒12/1991 ALT, AC ALT, PS ALT, 01/1992⇒	3K0648 3K0675 5K1010 5K1010 6K0915
					RR1191(SET) RR1191K3		
1.8 i 16V	01/92-12/93	RDA/Zetec SEFI	77-96	1796		ALT ALT, AC ALT, PS ALT, PS, AC CA CA, MTR-CODE ZH18 ZETEC E	6K0915 6K1530 6K1815 6K1900
					RR1026 RR1026K1		
1.8 TD	03/92-12/93	RFK/Diesel- TCI, RFD/Diesel - TCI	66	1753		ALT	3K0675
					RR1191(SET) RR1191K3		
<b>P 100 II</b>							
1.8 TD	10/87-12/92	RFA	55	1753			
					RR1191(SET) RR1191K3		
<b>PUMA (EC.)</b>							
1.4 16V	11/97-10/00	FHD/Zetec-SE SEFI, FHF/Zetec-SE SEFI	66	1388		ALT ALT, PS ALT, AC ALT, AC, PS, ⇒08/1999	6K1180 6K1767 6K1775 6K1930
					RR1018 RR1018K2		
1.6 16V	08/00-	L1W	76	1596		ALT, PS ALT, PS, AC	6K1755 6K1930
					RR1018 RR1018K2		
1.7 16V	03/97-	MHA/Zetec-S VCT SFI, MHB/Zetec-S VCT SFI	92	1679		ALT, (-AC) ALT, (AC), ⇒08/1999 CA	6K1750 6K1930
					RR1018		



					RO-DRIVE™		ROFAN™
<b>FORD</b>							
<b>RANGER (TU.)</b>							
↩ 2.2	03/02-09/05		78	2184		PS ALT AC	3A0825 3A0950 3A0950
2.5 D, 2.5 TD 4x4	10/99-	WL, WL-T	57-80	2500		ALT AC	2X3A1100 3A1000
2.5 TDdi	04/02-09/05		86	2499		AC ALT, 2X	3A1000 3A1100
3.0 TDCi	10/05-		115	2974		AC	1A1000
3.0 TDCi 4x4	10/05-		115	2974		AC	3A1000
<b>SCORPIO I (GAE, GGE)</b>							
1.8	04/85-02/92	REC/OHC 2V	66	1796		ALT, (OHC), ⇨04/1989, 55 A AC, 08/1988⇨, ⇨04/1989, (OHC) ALT, (OHC), 70 A, 90 A, ⇨04/1989, 2X AC, ⇨08/1988, (OHC) ALT, (PS), ⇨04/1989, (OHC) ALT, 04/1989⇨, ⇨11/1989, (DOHC), (AUTOM) ALT, 04/1989⇨, (DOHC) ALT, AC, 04/1989⇨, (DOHC) ALT, PS, 04/1989⇨, (DOHC) ALT, PS, 04/1989⇨, (DOHC) ALT, PS, AC, 04/1989⇨, (DOHC)	1A0913 1A0975 2A0885 2A1013 2A1183 6K1230 6K1256 6K1560 6K1815 6K1820 6K1965
2.0 i	04/85-02/92	NRI/OHC EFI, NRA/OHC EFI	85	1993	RR1011	ALT, (OHC), 55 A, ⇨04/1989 AC, 08/1988⇨, ⇨04/1989, (OHC) ALT, (OHC), 70 A, 90 A, ⇨04/1989, 2X AC, ⇨08/1988, (OHC) ALT, (PS), ⇨04/1989, (OHC) ALT, 04/1989⇨, ⇨11/1989, (DOHC), (AUTOM) ALT, 04/1989⇨, (DOHC) ALT, AC, 04/1989⇨, (DOHC) ALT, PS, 04/1989⇨, (DOHC) ALT, PS, AC, 04/1989⇨, (DOHC)	1A0913 1A0975 2A0885 2A1013 2A1183 6K1230 6K1256 6K1560 6K1820 6K1965
	05/89-09/94	N9D/DOHC EFI	88	1998	RR1011	ALT ALT, AC ALT, PS ALT, PS, AC ALT, (AUTOM) ALT, (MANL)	6K1256 6K1560 6K1820 6K1965 6K1230 6K1275
	09/91-09/94	N9F/DOHC EFI, NRI/OHC EFI	85-88	1998		ALT, (AUTOM) ALT ALT, (MANL) ALT, AC ALT, PS, 04/1992⇨ ALT, PS, ⇨04/1992 ALT, PS, AC, 04/1992⇨ ALT, PS, AC, ⇨04/1992	6K1230 6K1230 6K1275 6K1560 6K1795 6K1820 6K1950 6K1965
	05/89-02/92		92	1998		ALT	1A0913
2.0, 2.0 i	04/85-08/89	NEL/OHC 2V, N8D/DOHC 2V, NRC/OHC EFI	74-77	1993	RR1011	ALT, (OHC), 55 A, ⇨04/1989 AC, 08/1988⇨, ⇨04/1989, (OHC) ALT, (OHC), 70 A, 90 A, ⇨04/1989, 2X AC, ⇨08/1988, (OHC) ALT, (PS), ⇨04/1989, (OHC) ALT, 04/1989⇨, (DOHC), (AUTOM) ALT, 04/1989⇨, (DOHC) ALT, AC, 04/1989⇨, (DOHC) ALT, PS, 04/1989⇨, (DOHC) ALT, PS, 04/1989⇨, (DOHC) ALT, PS, AC, 04/1989⇨, (DOHC)	1A0913 1A0975 2A0885 2A1013 2A1183 6K1230 6K1256 6K1560 6K1815 6K1820 6K1965
2.4 i, 2.4 i KAT	09/86-10/94	ARD/V6 EFI	92-96	2394		AC PS, WP, ø140 ALT PS, WP, ø113	2A1013 2X3A1200 3A0900 3A1160
2.5 D, 2.5 TD	12/85-12/94	STR, SCB/Diesel TCI, SFA, SFB	51-85	2498		VACP AC PS ALT	1A0680 3A0950 3A1025 3A1150
2.8 i, 2.8 i 4x4	04/85-11/86	PRE	110	2792		AC WP, PS, ⇨09/1986 WP, PS, ø140, 09/1986⇨ ALT WP, PS, ø113, 09/1986⇨, 2X	2A1036 2X3A1175 2X3A1200 3A0900 3A1160
2.9 24V	08/93-09/94	BOA	143	2933		AC, 08/1992⇨ ALT, PS	4K0985 6K1413
2.9 i 24V	04/91-09/94	BOA	143	2933		AC, ⇨08/1992	4K0962





**FORD**

**SCORPIO I (GAE, GGE)**

						AC, 08/1992⇒ ALT, PS	4K0985 6K1413
2.9 i, 2.9 i 4x4, 2.9 i KAT	09/86-12/94	BRF, BRE, BRD	107-110	2933		AIRC AC, (CAT) AC WP, PS, ø140 ALT WP, PS, ø113, 2X	1A0888 1A1000 2A1013 2X3A1200 3A0900 3A1160

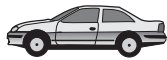
**SCORPIO II (GFR, GGR)**

2.0 i, 2.0 i 16V	10/94-08/98	NSD/DOHC 8V SEFI, N3A/DOHC 16V SEFI	85-100	1998		ALT, WP, PS, (-AC) ALT, WP, PS, AC	6K1755 6K1900
2.3 i 16V	06/96-08/98	Y5A/DOHC 16V SEFI	108	2295		ALT, WP, PS, (-AC) ALT, WP, PS, AC, (AUTOM) ALT, WP, PS, AC, (MANL)	6K1755 6K1900 6K2040
2.5 TD	10/94-08/98	SCC/Diesel-TCI	85	2500		VACP AC PS ALT	1A0690 3A0950 3A1025 3A1150
2.9 i, 2.9 i 24V	10/94-08/98	BRG/V6 12V SFI	110-152	2933		AC ALT	4K1015 6K1413

**SIERRA**

1.6	01/87-02/93	LSE/OHC 2V	53-55	1597	RR1011 RR1019K1 RR1306K1 RR1335	ALT (ECO) MTR-CODE HL16 CVH, ⇒04/1992 MTR-CODE HL16 CVH, 05/1992⇒	1A0913
	08/82-12/86	LCT, LSD, LCS	55	1593	RR1011 RR1335	ALT, 10/1984⇒ ALT, ⇒10/1984 (ECO)	1A0913 2A0876
1.6 i	10/89-02/93	L6B/CVH CFI	59	1598	RR1019 RR1019K1 RR1306K1 RR1335	ALT, (CVH) ALT, (OHC) (CVH) MTR-CODE HL16 CVH, ⇒04/1992 MTR-CODE HL16 CVH, 05/1992⇒ (OHC)	1A0775 1A0913
1.8	10/87-05/88	REF/OHC 2V, RED	59	1796	RR1011 RR1011K1	ALT AC ALT, 70 A, 2X ALT, PS, 2X	1A0913 1A0975 2A0885 2A1171
	01/87-05/88	RED, R2A/CVH 2V	66	1796	RR1011 RR1011K1	MTR-CODE TL20 OHC ALT, (CVH) ALT, (OHC) AC, (OHC) ALT, (-PS), 70 A, (CVH), 2X MTR-CODE RED, OHC MTR-CODE RED, TL18 OHC	1A0775 1A0913 1A0975 2A0885
	10/84-12/86	REB	66	1796	RR1011 RR1011K1	ALT, (OHC) AC, 05/1985⇒, (OHC) ALT, 70 A, (OHC), 2X AC, ⇒05/1985, (OHC)	1A0913 1A1000 2A0885 2A1013
	05/88-02/93	R2C, R6A	64	1769		MTR-CODE TL18 OHC ALT, 05/1989⇒, (CVH) ALT, 70 A, (CVH), 2X ALT, 01/1989⇒, (CVH), (AUTOM) ALT, 07/1991⇒, (CVH) ALT, PS, (CVH), 08/1990⇒	1A0775 2A0885 5K0775 5K0790 5K1054
1.8 TD	08/88-02/93	RFB, RFA, RFL	55	1753	RR1191(SET) RR1191K3	ALT WP WP, PS	3K0815 3K0830 3K1025
2.0	01/87-02/93	N8C/DOHC 2V, NES/OHC 2V	77	1993	RR1011 RR1011K1	ALT AC ALT, 70 A, 2X ALT, PS, 2X MTR-CODE TL__ OHC, NES MTR-CODE TL20 OHC, NES	1A0913 1A0975 2A0885 2A1183
	10/85-12/86	NRD	74	1993	RR1011 RR1011K1	ALT AC ALT, 70 A, 2X ALT, PS, 2X MTR-CODE TL20 OHC	1A0913 1A1000 2A0885 2A1183





RO-DRIVE™



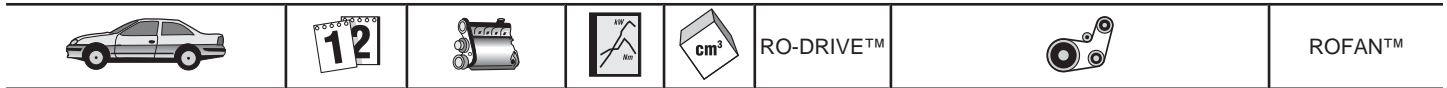
ROFAN™

## FORD

SIERRA

	08/82-12/86	NET	77	1993		ALT, 10/1984⇒ AC, 05/1985⇒ ALT, ⇒10/1984 ALT, 70 A, 10/1984⇒, 2X AC, ⇒05/1985 ALT, PS, ⇒10/1984 ALT, PS, 10/1984⇒, 2X	1A0913 1A1000 2A0876 2A0885 2A1013 2A1171 2A1183
					<b>RR1011</b> <b>RR1011K1</b>		
2.0 4x4, 2.0 i	06/89-02/93	N9C	88-92	1998		MTR-CODE TL20 OHC AC, (4WD) ALT, WP, (AUTOM) ALT, WP, MTR-CODE EFI ALT, WP ALT, WP, AC ALT, WP, PS, (AUTOM) ALT, WP, PS, MTR-CODE EFI ALT, PS, WP, AC	1A0913 6K1230 6K1230 6K1270 6K1560 6K1820 6K1820 6K1950 6K1965
	06/89-03/93	N9B/DOHC	88-92	1998		ALT ALT, AC ALT, PS, 04/1992⇒ ALT, PS, ⇒04/1992 ALT, PS, AC, 04/1992⇒ ALT, PS, AC, ⇒04/1992	6K1230 6K1560 6K1805 6K1820 6K1950 6K1965
2.0 16V	01/90-02/93	N5D/DOHC Cosw.	162	1993		PS, ⇒08/1990 ALT, ⇒08/1990, 2X AC ALT, PS, 08/1990⇒	1A0900 1A0913 1A0990 6K1413
					<b>RR1279</b>		
2.0 i	01/87-02/93	N4I/OHC EFI, N4A/OHC EFI	85	1993		ALT AC ALT, 70 A, 2X ALT, PS, 2X	1A0913 1A0975 2A0885 2A1183
	06/89-02/93	N8A/DOHC 2V	80	1998	<b>RR1011K1</b>	MTR-CODE TL20 OHC ALT, (AUTOM) ALT, PS, (AUTOM)	6K1230 6K1820
2.0 i DOHC	12/91-02/93	N9E/DOHC EFI	85	1998		ALT ALT, AC ALT, PS ALT, PS, AC	6K1230 6K1560 6K1820 6K1965
2.0 i, 2.0 i KAT	01/87-02/93	NE5/OHC 2V, NEJ/OHC 2V, N4B/OHC EFI, N4A/OHC EFI, N4I/OHC EFI	74-85	1993		ALT AC ALT, 70 A, 2X ALT, PS, 2X	1A0913 1A0975 2A0885 2A1183
					<b>RR1011</b> <b>RR1011K1</b>	MTR-CODE TL20 OHC	
2.0 RS Cosworth	11/87-01/90	N5B/DOHC Cosw.	150	1993		PS ALT, 2X AC	1A0900 1A0913 1A0990
					<b>RR1279</b>		
2.0, 2.0 i	03/85-12/86	NR2, NRB	85	1993		ALT AC, 05/1985⇒ ALT, 70 A, 2X AC, ⇒05/1985 ALT, PS, 2X	1A0913 1A1000 2A0885 2A1013 2A1183
					<b>RR1011</b> <b>RR1011K1</b>	MTR-CODE TL20 OHC	
2.3	08/82-12/86	YYT	84	2294		ALT, ⇒10/1984 ALT, 01/1984⇒, ⇒12/1986, 2X AC, 10/1984⇒, ⇒12/1986 PS, WP, 10/1984⇒, ⇒12/1986 ALT, 10/1984⇒, ⇒12/1986, (PS) PS, ⇒10/1984	1A1000 2A1036 2A1036 2X3A1175 3A0900 3A1225
2.3 D	01/87-09/89	YTT, YTR	49	2304		VACP FAN PS, FAN ALT, WP	1A0680 3A0875 3A1025 3A1150
	08/82-12/86	YTT	49	2304		VACP, 07/1984⇒ VACP, ⇒07/1984 PS ALT, FAN, 2X WP	1A0710 1A0725 1A0925 1A0940 1A1060
2.8	02/85-12/86	PRT	110	2792		AC PS, WP ALT, (PS)	2A1036 2X3A1175 3A0900
	01/87-08/88	PRG	110	2792		ALT	1A1000
2.8 i	08/82-12/86	PR6, PRT	105-110	2792		ALT, ⇒10/1984 ALT, 10/1984⇒, 2X AC, 10/1984⇒	1A1000 2A1036 2A1036

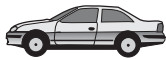




### FORD

Model	Year	Code	Capacity (cm³)	Volume (cm³)	Part Number	Material	Part Number
<b>SIERRA</b>							
						PS, WP, 10/1984⇨ ALT, 10/1984⇨, (PS) PS, ⇨10/1984	2X3A1175 3A0900 3A1225
	01/87-08/88	PRG	110	2792		AC ALT, (PS) PS, ⇨04/1987 PS, 04/1987⇨	2A1042 3A0900 3A1175 3A1200
2.9 4x4	08/88-02/93	B4C, B4B	107	2936		AC PS, WP	2A1013 2X3A1200
2.9 i	08/88-02/93	B4C, B4B	107	2936		AC, 01/1990⇨ AC, ⇨12/1989 PS, WP	2A1013 2A1036 2X3A1200
<b>S-MAX</b>							
1.8 TDCi	05/06-	QYWA	92	1753	RR1142	ALT	6K1685
2.0	05/06-	AOWA	107	1999		ALT, PS, AC	6K2196
2.0 TDCi	05/06-	AZWA, QXWA, QXWB	85-103	1997	RR1059 RR1059K1	CA, WP CA, WP	
2.2 TDCi	03/08-	Q4BA	129	2179		ALT	6K1743
2.3	07/07-		118	2261		ALT	6K2245
2.5 ST	05/06-	HUWA	162	2521	RR1145		
<b>STREET KA</b>							
1.6	05/03-07/05	CDRB, CDRA	70	1599		ALT, (-AC), 12/2002⇨, ⇨12/2005 ALT, (AC)	6K1705 6K2196
<b>TOURNEO CONNECT</b>							
1.8 16V	06/02-	EYPC, EYPA	85	1796	RR1146 RR1146K1	ALT, (AC)	6K2100
1.8 Di, 1.8 Turbo Di	06/02-	BHPA, HCPA, HCPB	55-66	1753	RR1142 RR1142K2	ALT, PS, (-AC) ALT, PS, AC INJP INJP, (AUTOM-TP)	6K1413 6K1720
1.8 TDCi	08/06-	RWPA	81	1753	RR1142 RR1142K2	ALT, (-AC) ALT, (AC) CA CA	6K1460 6K1720
<b>TRANSIT</b>							
2.2 TDCi	07/06-	P8FA, P8FB, PGFA, QWFA	63-103	2198		PS, (AC) ALT, PS, (-AC), 2 BELTS ALT, (AC)	4K0922T1 6K0873T1 6K1670
2.3 16V	07/06-	GZFC, GZFA	107	2295		ALT, (-AC) ALT, (AC)	6K2205 6K2280
2.4 TDCi, 2.4 TDCi Allrad	07/06-	H9FB, PHFA, PHFC	74-103	2402		ALT, (-AC), OE-NO 1129181 ALT, (-AC), OE-NO 1129182	7K2710 7K2875
<b>TRANSIT (E_ )</b>							
2.0	06/94-03/00	NSF, NSG	84	1998		ALT ALT, PS ALT	6K1413 6K1775 6K1920
	09/91-08/94	NCA	72	1994		ALT ALT, PS ALT	6K1413 6K1775 6K1930
	09/91-06/94	NBA	66-72	1993	RR1011K1	MTR-CODE TL20 OHC ALT	
					RR1011 RR1011K1	MTR-CODE TL20 OHC	
2.5 DI	08/91-07/94	4FA, 4BC, 4CC	51	2496	RR1450 RR1450K1	VACP PS ALT 08/1991⇨	1A0930 3A1325 4K1485
	08/94-03/00	4FC, 4FB, 4FA, 4FD	51	2496	RR1085 RR1085K1 RR1450 RR1450K1	ALT PS, AC 10/1997⇨ 07/1997⇨ ⇨09/1997 ⇨07/1997	4K1511 6K1432
	06/94-03/00	4FA, 4FC, 4FB, 4FD, 4HB, 4HC	51-56	2496	RR1085 RR1085K1 RR1450 RR1450K1	PS, 10/1996⇨, (-AC), (-2.HEATER) PS, ⇨10/1996, (-AC), (-2.HEATER) ALT PS, AC PS, (-AC), (2.HEATER) 10/1997⇨ 07/1997⇨ ⇨09/1997 ⇨07/1997	3A0975 3A1025 4K1511 6K1432 6K1635
	05/91-06/94	4CC, 4BC, 4FA, 4DA	51-59	2496		ALT PS, (AC) PS, (-AC), (2.HEATER)	4K1485 6K1432 6K1635





RO-DRIVE™



ROFAN™

## FORD







### TRANSIT (E\_ )

					RR1450 RR1450K1		
	09/91-08/94	4BC, 4FA, 4CC	51	2496		VACP PS ALT, MTR-CODE 4BC, 4CC, 4FA PS, (AC) PS, (-AC), (2.HEATER)	1A0930 1A1075 4K1485 6K1432 6K1635
	08/97-03/00	4ED	85	2496	RR1450 RR1450K1	PS ALT PS, AC 10/1997⇒	3A0975 4K1485 6K1432
2.5 TD	09/91-07/94	4EA	74	2496	RR1450 RR1450K1	ALT	4K1511
	07/94-03/00	4EB, 4EC	74	2496	RR1085 RR1085K1 RR1450 RR1450K1	PS, ⇨10/1996 ALT PS, AC 10/1997⇒ 09/1997⇒ ⇨09/1997 ⇨09/1997	3A1025 4K1485 6K1432
	09/91-07/94	4GB, 4GC, 4GA	59-63	2496	RR1450 RR1450K1	PS ALT	3A1025 4K1485
	09/91-08/94	4DA, 4EA	59-74	2496	RR1450 RR1450K1	PS, (-AC), (-2.HEATER) ALT PS, AC PS, (-AC), (2.HEATER)	3A1025 4K1485 6K1432 6K1635
	08/94-03/00	4EB, 4EC	74	2496	RR1085 RR1085K1 RR1450 RR1450K1	PS, 10/1996⇨, (-AC), (-2.HEATER) PS, ⇨10/1996, (-AC), (-2.HEATER) ALT, MTR-CODE 4EC, 4GC ALT, MTR-CODE 4EB, 4ED, 4HA PS, AC PS, (-AC), (2.HEATER) 10/1997⇒ 09/1997⇒ ⇨09/1997 ⇨09/1997	3A0975 3A1025 4K1485 4K1511 6K1432 6K1635
	11/92-08/94	4GA	63	2496	RR1450 RR1450K1	PS ALT PS, AC	3A1025 4K1485 6K1432
	08/94-	4ED, 4HA, 4HD	55-85	2496	RR1085 RR1085K1	ALT PS, (AC) PS, (-AC), (2.HEATER)	4K1511 6K1432 6K1635
2.5 TDI	06/94-03/00	4EB, 4EC, 4GC, 4GB, 4GA, 4GD, 4GE, 4GF, 4HB, 4HC	56-74	2496	RR1085 RR1085K1 RR1450 RR1450K1	PS, (-AC), (-2.HEATER), 10/1996⇨ PS, (-AC), (-2.HEATER), ⇨10/1996 ALT PS, (AC) PS, (-AC), (2.HEATER) CA, 10/1997⇨ CA, 10/1997⇨ CA, ⇨09/1997 CA, ⇨09/1997	3A0975 3A1025 4K1485 6K1432 6K1635

### TRANSIT (FA\_ )

2.0	09/00-03/06	NSF	84	1998		ALT, (-PS), (-AC) ALT, (-PS), (AC) ALT, (PS), (-AC) ALT, (PS), (AC)	6K1230 6K1560 6K1800 6K1955
2.0 DI, 2.0 TDCi	08/00-05/06	ABFA/Dura Torq DI, D3FA, F3FA, FIFA	55-92	1998		PS, 04/2003⇨ AIRC ALT, (AC)	4K0711 ELAST 4K0735 6K1642
2.3 16V	04/01-05/06	E5FC, E5FA	107	2295		ALT, (AC)	6K1955
2.4 DI, 2.4 TD, 2.4 TD Allrad, 2.4 TDCi, 2.4 TDE	01/00-05/06	D2FA/Duratorq DI, D2FB, D2FE, D4FA/Duratorq DI, F4FA/Duratorq DI, H9FA,	55-101	2402		ALT, (-AC) ALT, AC	7K2710 7K2875



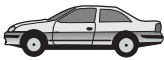





					RO-DRIVE™		ROFAN™
---	---	---	---	---	-----------	---	--------

**FORD**







TRANSIT (FA_ )							
TRANSIT (FD_ , FB_ , FS_ , FZ_ , FC_ )							
2.0	09/00-03/06	NSF	84	1998		ALT, (-PS), (-AC) ALT, (-PS), (AC) ALT, (PS), (-AC) ALT, (PS), (AC)	6K1230 6K1560 6K1800 6K1955
2.0 DI, 2.0 TDCi	08/00-05/06	ABFA/Dura Torq DI, D3FA, F3FA, FIFA	55-92	1998		PS, 04/2003⇨ AIRC ALT, (AC)	4K0711 ELAST 4K0735 6K1642
2.3 16V	08/00-05/06	E5FC, E5FA	107	2295		ALT, (AC)	6K1955
2.4 DI, 2.4 TD, 2.4 TDCi, 2.4 TDDi, 2.4 TDE	01/00-05/06	D2FA/Duratorq DI, D2FB, D2FE, D4FA/Duratorq DI, F4FA/Duratorq DI, H9FA, DOFA, FXFA	55-101	2402		ALT, (-AC) ALT, AC	7K2710 7K2875
TRANSIT (FM_ , FN_ )							
2.0 DI, 2.0 TDCi	08/00-05/06	ABFA/Dura Torq DI, D3FA, F3FA, FIFA	55-92	1998		PS, 04/2003⇨ AIRC ALT, (AC)	4K0711 ELAST 4K0735 6K1642
2.3	03/01-03/06	E5FC	105	2295		ALT, (-AC) ALT, (AC)	6K1775 6K1955
2.3 16V	04/01-05/06	E5FC, E5FA	107	2295		ALT, (AC)	6K1955
2.4 DI, 2.4 TDCi, 2.4 TDDi, 2.4 TDE	01/00-05/06	D2FA/Duratorq DI, D4FA/Duratorq DI, D2FB, D2FE, DOFA, FXFA	55-101	2402		ALT, (-AC) ALT, AC	7K2710 7K2875
TRANSIT (T_ )							
1.6	09/85-09/92	LAT	46	1593		ALT PS	1A0913 3A1015
	01/78-01/89	LAT	46-62	1598	RR1335	ALT, (-PS) ALT, (PS), 2X CA	1A0913 2A1171
2.0, 2.0 KAT	11/85-09/92	N6T, NAV, NAT	57	1993	RR1011 RR1011K1	ALT PS MTR-CODE TL20 OHC	1A0913 3A1015
2.0, 2.0 L	10/85-03/91	NAW, NAX	56	1993	RR1011 RR1011K1	ALT, (-PS), 2X ALT, (PS), 2X CA CA	1A0875 1A1155
2.5 D	12/85-01/89	4AB	50	2496	RR1030 RR1030K1	VACP ALT ALT PS ALT	1A0930 1A1250 1A1275 3A1015 4K1520
	09/88-09/92	4BA, 4CA	52	2496	RR1030 RR1030K1 RR1450 RR1450K1	VACP PS ALT ⇨08/1991 ⇨08/1991 08/1991⇨ 08/1991⇨	1A0930 3A1015 4K1520
2.5 DI	09/88-09/92	4BA, 4CA	52	2496	RR1030 RR1030K1 RR1450 RR1450K1	PS, (-AC), (-2.HEATER) ALT, 04/1991⇨ ALT, ⇨03/1991 PS, (AC) PS, (-AC), (2.HEATER) ⇨08/1991 ⇨12/1991 08/1991⇨ 08/1991⇨	3A1025 4K1511 4K1520 6K1432 6K1635
TRANSIT (V_ )							
1.6	12/77-10/86	4RB	48	1593	RR1335	ALT, 10/1984⇨ ALT, ⇨10/1984	1A0913 2A0868
2.0	11/77-10/86	4RC	55-57	1993	RR1011 RR1011K1	ALT, 09/1981⇨, ⇨11/1985 ALT, 11/1985⇨ ALT, 04/1981⇨, ⇨09/1981 PS, 11/1985⇨ MTR-CODE TL20 OHC ALT	1A0865 1A0913 2A0868 3A1015 1A1325





					RO-DRIVE™		ROFAN™
<b>FORD</b>							
<b>TRANSIT (V_ )</b>							
↳ 2.4 D	12/77-10/86	4AA	46	2358		VACP ALT, ⇨02/1984	1A0930 1A1250
	11/77-10/86	4AA	46	2358		ALT, 2X VACP DYN	1A0888 1A0925 1A1175
2.5 D	10/83-10/86	4AB	50	2496	RR1030 RR1030K1	VACP ALT, ⇨11/1985 PS, 11/1985⇨ ALT, 11/1985⇨	1A0930 1A1275 3A1015 4K1520
						VACP ALT	1A0940 1A1275
<b>TRANSIT CONNECT (P65_, P70_, P80_)</b>							
1.8 16V	06/02-	EYPA, EYPC	85	1796	RR1146 RR1146K1	ALT, (AC)	6K2100
1.8 Di	06/02-	BHPA, HCPA, HCPB	55-66	1753	RR1142 RR1142K2	ALT, PS, (-AC) ALT, PS, AC INJP INJP, (AUTOM-TP)	6K1413 6K1720
1.8 TDCi	08/06-	RWPA	81	1753	RR1142 RR1142K2	ALT, (-AC) ALT, (AC) CA CA	6K1460 6K1720
<b>TRANSIT TOURNEO</b>							
2.2 TDCi	07/06-	QVFA, QWFA, PGFA	81-103	2198		PS, (AC) ALT, PS, (-AC), 2 BELTS ALT, (AC)	4K0922T1 6K0873T1 6K1670
2.5 DI	11/94-12/00	4FC, 4FA, 4FB, 4FD, 4GC, 4GA, 4GB, 4HA, 4HB, 4HC	51-63	2496	RR1085 RR1085K1 RR1450 RR1450K1	PS, (-AC), (-2.HEATER), 10/1996⇨ ALT, (-AC), (-2.HEATER), ⇨10/1996 ALT, (-AC), (-2.HEATER) PS, (AC) PS, (-AC), (2.HEATER) CA, 07/1997⇨ CA, 07/1997⇨ CA, ⇨07/1997 CA, ⇨07/1997	3A0975 3A1025 4K1511 6K1432 6K1635
2.5 TD	04/98-12/00	4EB, 4EC	74	2496	RR1085 RR1085K1	PS, (-AC), (-2.HEATER) ALT, (-AC), (-2.HEATER) PS, (AC) PS, (-AC), (2.HEATER) CA CA	3A0975 4K1511 6K1432 6K1635
<b>FORD USA</b>							
<b>EXPLORER (U2)</b>							
4.0 V6 Allrad	01/93-		115-121	3958		ALT, (-AC) ALT, (AC), ⇨08/1996	6K2065 6K2215
4.0, 4.0 V6 Allroad	09/96-	99X	150-152	4011		ALT, (-AC)	6K2065
<b>MUSTANG</b>							
4.0 V6	12/04-		157	4009		ALT	6K2225
<b>PROBE II (ECP)</b>							
2.0 16V	10/93-03/98	FS	85	1991	RR1272 RR1272K1	ALT PS PS, AC	4K0925 5K1030 5K1165
2.5 V6 24V	10/93-03/98	KL	119-120	2497		PS ALT ALT, AC	4K0925 5K0865 5K1015
<b>WINDSTAR (A3)</b>							
3.0 V6	03/95-02/99		109	2986		ALT	6K2160
<b>FSO</b>							
<b>125P</b>							
1.3	10/67-08/92	116C076	47	1295		ALT, ⇨10/1991	1A0950
1.5	10/67-08/92	115C076	55	1481		ALT, ⇨12/1971 ALT, 01/1972⇨, ⇨10/1991	1A0913 1A0925
<b>POLONEZ I</b>							
1.5	10/77-08/88	AA	55	1481		ALT, 05/1978⇨	1A0925
<b>POLONEZ II</b>							
1.5, 1.5 i	08/88-08/92	AA	55	1481	RR1364	ALT, 10/1989⇨ CA, 10/1989⇨	1A0913



					RO-DRIVE™		ROFAN™
---	---	---	---	---	-----------	---	--------

**GMC**

<b>JIMMY</b>							
	4.3, 4.3 AWD	01/89-12/98		110	4293	ALT, (-AC), 01/1996⇨ ALT, (-AC), ⇨12/1995	6K2215 6K2380

**GUANGZHOU TOYOTA**

<b>CAMRY</b>							
	2.4	06/06-	2AZ-FE	123	2362	ALT, MTR-CODE 2AZ-FE, (_V30)	7K1933

**HOLDEN**

<b>ASTRA</b>							
	1.8	09/00-10/04	Z18XE	92	1796	ALT, (-AC) ALT, (AC) CA CA	5K0940 5K1210
						RR1149 RR1149K1	
	2.2	09/00-07/04	Z22SE	108	2198	ALT, (-AC) ALT, (AC)	5K0880 5K1030

<b>VECTRA</b>							
	2.2 i	07/00-07/02	Z22SE	108	2198	ALT, (-AC) ALT, (AC)	5K0880 5K1030

<b>ZAFIRA</b>							
	2.2 i	06/01-02/06	Z22SE	108	2198	ALT, (-AC) ALT, (AC)	5K0880 5K1030

**HONDA**

<b>ACCORD III (CA4, CA5)</b>							
	1.6 L	11/85-12/89	A16A1	65	1598	PS AC	1A0900 4K0950
	2.0 EX	11/85-12/89	A20A1, A20A2	75-90	1955	PS AC	1A0900 4K0910
	2.0 EXi	11/85-12/87	A20A4	90	1955	PS AC	1A0900 4K0950
	2.0 i 16V	10/87-12/89	B20A8	98	1958	PS AC	1A0900 4K0915

<b>ACCORD IV</b>							
	1.8	01/90-12/91		77	1829	PS, (AUTOM) PS, (MANL) ALT, (-AC) ALT, (AC) BS BS CA CA	4K1054 4K1070 5K0955 5K1100
						RR1262 RR1262K1 RR1263 RR1263K1	

	2.0 16V	01/90-03/93	F20A2, F20A3, F20A4, F20A6, F20A8	66-98	1997	PS, (AUTOM) PS, (MANL) ALT, (-AC) ALT, AC BS BS CA CA	4K1054 4K1070 5K0955 5K1100
						RR1262 RR1262K1 RR1263 RR1263K1	

	2.0 i 16V	01/92-09/93	F20A7, F20Z3	98	1997	PS ALT ALT, AC BS BS CA CA	4K1054 5K0955 5K1100
						RR1262 RR1262K1 RR1263 RR1263K1	

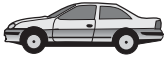





	2.2 i 16V	01/90-03/93	F22A3, F22A7, F22A8	108-110	2156	PS, (AUTOM) PS, (MANL) ALT, (-AC) ALT, AC BS BS CA CA	4K1054 4K1070 5K0955 5K1100
						RR1262 RR1262K1 RR1263 RR1263K1	

<b>ACCORD V</b>							
	2.0	09/93-12/97	F20B3	100	1997	PS ALT BS BS CA CA	4K1054 6K0935
						RR1262 RR1262K1 RR1263 RR1263K1	

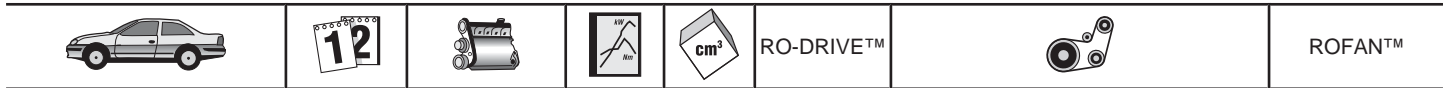
	2.0 i LS 16V	09/93-02/98	F20B3	100	1997	ALT, (-AC) BS BS CA CA	6K0935
						RR1262 RR1262K1 RR1263 RR1263K1	

	2.0 i, 2.0 i S	03/93-01/96	F20Z1, F20Z2	85-96	1997	PS, (AUTOM)	4K1054
--	----------------	-------------	--------------	-------	------	-------------	--------



					RO-DRIVE™		ROFAN™
<b>HONDA</b>							
<b>ACCORD V</b>							
						PS, (MANL) ALT, (-AC) ALT, (AC)	4K1070 5K0955 5K1100
					RR1262 RR1262K1 RR1263 RR1263K1	BS BS CA CA	
2.2 i ES	09/93-02/98	F22B5	110	2156		ALT, (-AC)	6K0935
					RR1262 RR1262K1 RR1263 RR1263K1	BS BS CA CA	
2.3 i SR	03/93-01/96	H23A3	116	2259		PS ALT, (-AC) ALT, (AC)	4K1070 5K0955 5K1100
					RR1262 RR1262K1	BS BS	
<b>ACCORD VI (CE, CF)</b>							
1.9 i	02/96-10/98	F18A3	85	1850		PS ALT ALT, AC	4K1070 5K0962 5K1100
					RR1262 RR1262K1 RR1263 RR1263K1	BS BS CA CA	
2.0 i LS	02/96-10/98	F20Z1	96	1997		PS ALT ALT, AC	4K1070 5K0962 5K1100
					RR1262 RR1262K1 RR1263 RR1263K1	BS BS CA CA	
2.0 TDi	04/96-10/98	20T2N	77	1994		ALT ALT, AC	6K1180 6K1460
					RR1158		
2.2 i VTEC	02/96-10/98	F22Z2	110	2156		PS ALT ALT, AC	4K1070 5K0962 5K1100
					RR1262 RR1262K1	BS BS	
<b>ACCORD VII (CG, CH, CM_)</b>							
1.6 i	10/98-12/02	D16B6	85	1590		ALT AC PS	4K0790 4K0825 4K0845
					RR1215	CA	
1.8 i	10/98-12/02	F18B2	100	1850		PS ALT, (-AC) ALT, (AC)	4K1060 6K0948 6K1100
					RR1262 RR1262K1	BS BS	
2.0	12/99-12/02	F20B6	108	1997		PS ALT, (AC)	4K1060 6K1105
					RR1262 RR1262K1	BS BS	
2.0 i, 2.0 i 16V	10/98-01/01	F20B5, F20B6, F20B7	108	1997		ALT, (-AC) ALT, (AC)	6K0948 6K1100
					RR1262 RR1262K1	BS BS	
2.0 Tdi, 2.0 Turbo DI	12/99-10/00	20T2N	77	1994		ALT ALT, AC	6K1180 6K1460
					RR1158		
2.2 Type-R	02/99-12/02	H22A7	156	2157		PS ALT ALT, AC	4K1028 6K0915 6K1045
					RR1262	BS	
2.3	11/00-12/02	F23Z5	113	2254		PS ALT	4K1060 6K1105
					RR1262 RR1262K1	BS BS	
2.3 16 V	02/98-	F23A7	118	2254		ALT	6K1105
					RR1262 RR1262K1	BS BS	
2.3 VTi	02/98-10/02	F23A3	113	2254		RR1262 RR1262K1	BS BS
3.0 V6 24V	02/98-06/03	J30A1	147	2997		ALT	6K1180
					RR1455		
<b>ACCORD VIII (CL_, CM_)</b>							
2.0	02/03-	K20A	114	1998		ALT, PS, AC	7K1760





**HONDA**

**ACCORD VIII (CL\_, CM\_)**

↩ 2.2 i-CTDi	01/04-	N22A1	103	2204		MTR-CODE N22A1RBD, ALT	7K2265
--------------	--------	-------	-----	------	--	------------------------	--------

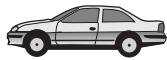
<b>CIVIC I</b>							
1.5, 1.5 4WD	10/83-10/87	EW2	63	1488		PS AC ALT	1A0888 3A0850 3K0735

<b>CIVIC II</b>							
1.2	01/85-10/87	D12B1, ZA2	40	1187		PS AC ALT	1A0888 3A0850 3K0735
1.3	10/83-10/87	EV2	52	1342		PS AC ALT	1A0888 3A0850 3K0735
1.4 i 16V	01/88-12/92	D14A1	66	1396		PS ALT AC CA	1A0788 3K0760 4K0870
					RR1072		
1.5 GL	10/83-10/87	EW2	63	1488		PS ALT AC	1A0888 3K0735 4K0875
1.5 GT	01/85-10/87	EW3	74	1488		ALT AC	3K0735 4K0875
1.5 GTI	03/86-10/87	EW4	66	1488		PS AC ALT	1A0888 3A0850 3K0735
1.5 i 16V	01/88-11/91	D15B2	69	1493		PS ALT AC CA	1A0788 3K0760 4K0870
					RR1072		
1.6 i 16V 4WD	01/88-02/95	D16A6	80-81	1590		PS, ⇔12/1990 ALT, ⇔12/1990 ALT, 01/1991⇔ PS, 01/1991⇔ AC, ⇔12/1990 AC, 01/1991⇔	1A0785 3K0760 4K0775 4K0815 4K0870 4K0875

<b>CIVIC III (EC, ED, EE)</b>							
1.3, 1.3 16V KAT	10/87-12/89	D13B1, D13B2	55	1343		PS ALT AC CA CA	1A0785 3K0760 4K0870
					RR1072 RR1072K1		
1.4 L	10/87-12/89	D14A1	66	1396		PS ALT AC	1A0785 3K0760 4K0870
					RR1072 RR1072K1		
1.5 i 16V	10/88-09/91	D15B2	66-69	1493		PS ALT AC CA CA	1A0785 3K0760 4K0870
					RR1072 RR1072K1		
1.6 i 16V	11/87-09/91	D16A6, D16Z2	80-81	1590		PS, ⇔12/1990 ALT, ⇔12/1990 ALT, 01/1991⇔ PS, 01/1991⇔ AC, ⇔12/1990 AC, 01/1991⇔	1A0785 3K0760 4K0775 4K0815 4K0870 4K0875
1.6 i 16V Vtec	10/89-09/91	B16A1	110	1595		ALT AC	4K0775 4K0845

<b>CIVIC IV</b>							
1.3 16V	10/91-11/95	D13B2	55	1343		ALT PS AC AC CA CA	4K0780 4K0815 4K0875 4K0975
					RR1072 RR1072K1		
1.4 i	09/94-01/97	D14A2	66	1396		ALT PS CA CA	4K0790 4K0815
					RR1072 RR1072K1		
	09/95-01/97	D14A5	55	1396		ALT AC PS	4K0790 4K0800 4K0815
					RR1072 RR1072K1		
1.5 i 16V	10/91-11/95	D15B2, D15Z1	66-69	1493		ALT PS AC, MTR-CODE D15B2 CA, MTR-CODE D15B2	4K0780 4K0815 4K0875
					RR1072		





RO-DRIVE™



ROFAN™

## HONDA

### CIVIC IV

					RR1072K1 RR1216 RR1216K1	CA, MTR-CODE D15B2 CA, (VTEC), MTR-CODE D15Z1 CA, MTR-CODE D15Z1	
1.5 i LSi	01/94-11/95	D15B7	74	1493		ALT PS	4K0780 4K0815
					RR1072 RR1072K1		
1.5 i Vtec-E	09/94-01/97	D15Z3	66	1493		ALT PS CA CA	4K0780 4K0815
					RR1216 RR1216K1		
1.6 16V Vtec, 1.6 i Vtec	10/91-11/95	D16Z6	92	1590		ALT PS CA, OE-NO 14400-P1H-E01 CA, OE-NO 14400-P1G-E01	4K0780 4K0815
	09/94-01/97	D16Y2	93	1590		ALT PS CA	4K0780 4K0815
					RR1215		
1.6 i	09/94-01/97	D16Y3	83	1590		ALT PS	4K0790 4K0815
	01/94-11/95	D16Y7	77	1590		ALT AC PS	4K0800 4K0825 4K0845
					RR1215	CA, OE-NO 14400-P1H-E01	
1.6 Vti, 1.6 VTI 16V	10/91-11/95	B16A2	118	1595		ALT AC PS	4K0775 4K0830 4K0875

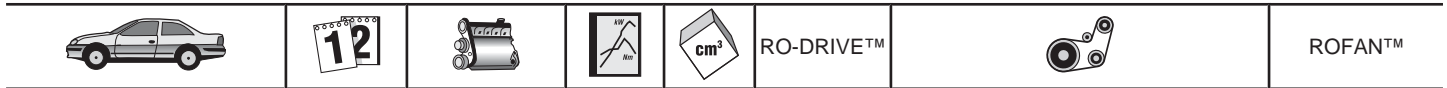
### CIVIC V

1.4 16V	01/97-02/01	D14A7, D14A8	55-66	1396		ALT AC PS CA CA	4K0790 4K0825 4K0845
					RR1216 RR1216K1		
1.4 i, 1.4 i S	11/95-02/01	D14A3, D14Z1, D14A4, D14Z2	55-66	1396		ALT AC PS CA CA	4K0800 4K0825 4K0845
					RR1216 RR1216K1		
1.5 16V	01/97-02/01	D15Z8	84	1493		ALT AC PS CA CA	4K0790 4K0825 4K0845
					RR1216 RR1216K1		
1.5 i	11/95-02/01	D15Z6	84	1493		ALT AC PS CA CA	4K0800 4K0825 4K0845
					RR1216 RR1216K1		
1.6 16V	01/97-02/01	D16B2	85	1590		ALT AC PS CA, OE-NO 14400-P1H-E01	4K0790 4K0825 4K0845
					RR1215		
1.6 i	11/95-02/01	D16Y5	84	1590		ALT AC PS CA, OE-NO 14400-P1H-E01 CA, OE-NO 14400-P1G-E01	4K0800 4K0825 4K0845
		D16Y6, D16Y7, D16Y8	77-92	1590		ALT AC PS CA	4K0800 4K0825 4K0845
					RR1215		
1.6 i Vtec	04/99-12/00	B16A2	118	1595		ALT AC PS	4K0780 4K0845 4K0875
1.6 Vti, 1.6 Vti	11/95-02/01	B16A2	118	1595		ALT AC PS	4K0775 4K0845 4K0875
1.8 16V	01/97-02/01	B18C4	124	1797		ALT AC PS	4K0790 4K0845 4K0925
2.0 i TD	01/97-02/01	20T2R	63	1994		ALT ALT, AC	6K1180 6K1460
					RR1158		

### CIVIC VI

1.4 i	02/01-09/05		55	1396		ALT AC PS	4K0800 4K0825 4K0845
1.4, 1.4 iS	02/01-09/05	D14Z5, D14Z6	66	1396		ALT, (-AC)	6K0858

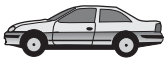









**HONDA**

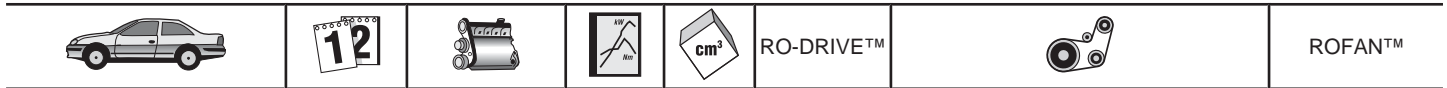
<b>HONDA</b>							
<b>CIVIC VI</b>							
↙						ALT, (AC)	6K0995
1.6	02/01-09/05	D16V1	81	1590	RR1063	ALT, (-AC)	6K0858
						ALT, (AC)	6K0995
						CA	
					RR1063	PS	4K1006
						ALT	6K0986
						CA	
1.7 CTDi	01/02-09/05	4EE-2	74	1686	RR1067	ALT, (-AC)	6K1275
						ALT, (AC)	6K1623
1.7 i, 1.7 i VTEC	05/01-12/05	D17A8, D17A9, D17A5	88-92	1668	RR1063	PS	4K1006
						ALT	6K0986
						CA	
<b>CIVIC VII</b>							
1.4	01/06-	L13A7	61	1339		AC	6K0995
<b>CONCERTO</b>							
1.4	10/89-10/92	D14A1	61	1396	RR1072 RR1072K1	PS	1A0888
						ALT, ⇨12/1991	3K0760
						ALT, 01/1992⇨	3K0785
						AC, 01/1992⇨	4K0815
						AC, ⇨12/1991	4K0870
					CA		
					CA, MTR-CODE D14A1		
1.5 i 16V	08/89-03/95	D15B2	66	1493	RR1072 RR1072K1	PS	1A0888
						ALT, ⇨12/1991	3K0760
						ALT, 01/1992⇨	3K0785
						AC, 01/1992⇨	4K0815
						AC, ⇨12/1991	4K0870
					CA		
					CA		
1.6 i 16V	08/89-03/95	D16Z2	82	1590	RR1072 RR1072K1	PS	1A0888
						ALT, ⇨12/1991	3K0760
						ALT, 01/1992⇨	3K0785
						AC, 01/1992⇨	4K0815
						AC, ⇨12/1991	4K0870
					CA		
					CA		
		D16A8	90	1590	RR1281	PS	1A0940
						ALT, ⇨12/1991	3K0760
						ALT, 01/1992⇨	3K0785
						AC, 01/1992⇨	4K0815
						AC, ⇨12/1991	4K0870
					CA		
<b>CR-V I (RD)</b>							
2.0 16V	01/99-02/02	B20Z1, B20B	94-108	1973		ALT	4K0825
						AC	4K0845
						PS	4K0895
<b>CR-V II (RD_)</b>							
2.2 CTDi	02/05-09/06	N22A2	103	2204		ALT, (-AC)	6K1173
						ALT, (AC)	6K1460
<b>CR-V III</b>							
2.0 i-VTEC	01/07-	R20A2	110	1997		PS	4K1054
						ALT	6K1100
2.2 i-CTDi	01/07-	N22A2	103	2204		ALT	7K2265
<b>CRX I</b>							
1.5 i	10/83-11/86	EW3	74	1488		ALT	3K0735
						AC	4K0875
1.6 i 16V	03/86-10/87	ZC1	92	1590		PS	1A0800
						ALT	3K0715
						AC	4K0875
<b>CRX II (ED, EE)</b>							
1.6 i 16V	10/87-12/89	D16A9, D16Z5	91-96	1590	RR1281	PS	1A0800
						ALT	3K0760
						AC	4K0870
						CA, CRS: DOHC	
1.6 i 16V Vtec	10/89-02/92	B16A1	110	1595		ALT	4K0775
						AC	4K0845
<b>CRX III (EH, EG)</b>							
1.6 ESi	03/92-12/98	D16Z6, D16Y8	92	1590	RR1215	ALT, ⇨12/1995	4K0780
						ALT, 01/1996⇨	4K0800
						PS, ⇨12/1995	4K0815
						AC, 01/1996⇨	4K0825
						PS, 01/1996⇨	4K1020
1.6 i VTi	03/92-12/98	B16A2	118	1595		ALT	4K0775
						AC	4K0830
						PS	4K0875
<b>FIT ARIA</b>							
1.3 4WD	09/01-10/04	L13A1	63	1339		ALT, (AC), ⇨MODEL'03	5K1140
						ALT, (AC), MODEL'04⇨	5K1155



					RO-DRIVE™		ROFAN™
<b>HONDA</b>							
<b>FR-V</b> ↩							
1.7	02/05-	D17A2	92	1668		PS AC CA	4K1028 6K0986
					<b>RR1063</b>		
2.0	02/05-	K20A9	110	1998		AC	4K0875
2.2 i CTDi	07/05-	N22A1	103	2204		MTR-CODE N22A1RBD, ALT	7K2265
<b>HR-V (GH)</b>							
1.6 16V 4WD	10/99-	D16W5	91	1590		ALT AC CA	4K0800 4K0845
					<b>RR1215</b>		
1.6 16V, 1.6 16V 4WD	03/99-	D16W1	77	1590		ALT AC CA	4K0800 4K0845
					<b>RR1215</b>		
<b>INTEGRA (DA_)</b>							
1.6	03/86-08/89	D16A3	88	1590		PS AC	1A0900 3A0900
<b>INTEGRA (DC2)</b>							
1.8 Type-R	11/97-10/01	B18C6	140	1797		ALT AC PS	4K0760 4K0815 4K0925
<b>JAZZ</b>							
1.2	03/02-	L12A1	57	1243		ALT, MTR-CODE L12A1, (AC), (2004<) ALT, (AC), (>2003)	5K1155 6K1138
1.4	03/02-	L13A1	61	1339		ALT, MTR-CODE L12A1, (AC), (2004<) ALT, (AC), (>2003)	5K1155 6K1138
45 1.2	02/84-10/86	ER2	33	1231		AC ALT	3A1125 3K0960
55 1.2	09/84-10/86	ER4	40	1231		AC ALT	3A1125 3K0960
56 1.2	10/83-10/86	ER1	41	1231		AC ALT	3A1125 3K0960
<b>LEGEND I</b>							
2.5 i (HS)	01/86-12/87	C25A1	110-127	2494		PS AC	1A1050 4K0915
2.7 i 24V	01/88-12/90	C27A1	124	2675		PS AC	1A1050 4K0915
	10/87-12/90	C27A1	124	2675		PS AC	1A1075 4K0915
<b>LEGEND II</b>							
3.2 i 24V	01/91-02/96	C32A2	151	3206		PS AC	4K0950 5K0962
<b>LEGEND III</b>							
3.5 i 24V	02/96-	C35A2	151	3474		PS AC	4K0950 5K0962
<b>LOGO (GA3)</b>							
1.3	03/99-03/02	D13B7	48	1343		AC	4K0800
<b>NSX (NA)</b>							
3.0 24V Vtec, 3.0 24V Vtec Automatik	06/90-09/05	C30A3, C30A4	188-201	2977		AC ALT	4K0975 5K1100
<b>PRELUDE II (AB)</b>							
1.8 EX	11/83-04/87	ET2, ET3, ET4	74-77	1829		PS ALT AC	1A0900 1A0950 3A0950
<b>PRELUDE III (BA)</b>							
2.0	04/87-01/92	B20A3, B20A4	80-84	1958		PS ALT AC	4K0975 5K0875 5K1054
2.0 i EX 16V	04/86-12/87	B20A1	101	1958		PS AC	1A0913 3A0930
	04/87-01/92	B20A5, B20A9	101-103	1958		PS ALT AC	4K0975 5K0875 5K1054
					<b>RR1281</b>		
<b>PRELUDE IV (BB)</b>							
2.0 i 16V	02/92-09/96	F20A4	98	1997		PS ALT BS BS CA CA	4K1028 5K0950
					<b>RR1262 RR1262K1 RR1263 RR1263K1</b>		
2.2 i 16V Vtec	02/93-09/96	H22A2	136	2157		PS ALT ALT, AC BS	4K1028 6K0915 6K1045
					<b>RR1262</b>		
2.3 i 16V	02/92-09/96	H23A2	118	2259		PS ALT BS BS	4K1028 5K0950
					<b>RR1262 RR1262K1</b>		







**HYUNDAI**

**HONDA**

<b>PRELUDE V (BB)</b>						
↔ 2.0 16V	10/96-10/00	F20A4	98	1997	RR1262 RR1262K1 RR1263 RR1263K1	PS ALT BS BS CA CA 4K1054 6K0948
2.2 16V	10/96-10/00	H22A5	136-147	2157	RR1262	PS ALT ALT, AC BS 4K1028 6K0915 6K1045
<b>S2000 (AP)</b>						
2.0	06/99-	F20CVTEC	177	1997		ALT, (-AC) ALT, (AC) 6K1138 6K1468
<b>SHUTTLE (RA)</b>						
2.2 16V	10/94-02/98	F22B8	110	2156	RR1262 RR1262K1 RR1263 RR1263K1	ALT, (-AC) ALT, (AC) BS BS CA CA 6K0935 6K1100
2.3 16V	10/97-06/02	F23A7	110	2254	RR1262 RR1262K1	PS ALT, (-AC) ALT, (AC) BS BS 4K1060 6K0935 6K1090
<b>STREAM (RN)</b>						
1.7 16V	05/01-	D17A2	92	1668	RR1063	ALT, (-AC) ALT, (AC) CA 6K0858 6K0995
2.0 16V	05/01-	K20A	115	1998	RR1092 RR1092K1	ALT, (-AC) CA CA 7K1388

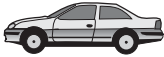





**HUMMER**

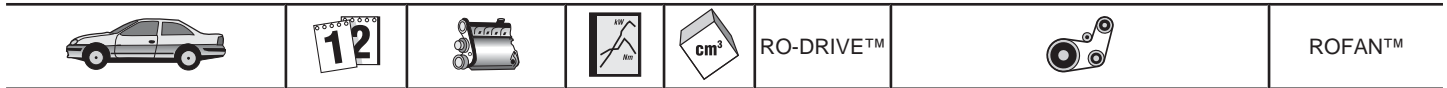
<b>HUMMER H2 SUT</b>						
6.0	09/04-	LQ4	237	5967		AC ALT 4K0962 6K2360

**HYUNDAI**

<b>ACCENT (LC)</b>						
1.3	01/00-		61	1341	RR1080	PS AC ALT 4K0611 4K0850 4K0895
		G4E-A	55-63	1341	RR1080	PS AC ALT CA 4K0611 4K0855 4K0895
1.5	01/00-	G4EB	66	1495	RR1080	PS AC ALT 4K0611 4K0850 4K0895
	09/99-	G4EC-G	75-77	1495	RR1166	PS AC ALT CA 4K0611 4K0815 4K0855
1.5 CRDi	01/02-	D3-EA	60	1493	RR1054	ALT, PS, (AC) MTR-CODE D3EA 6K1440
1.6	12/02-	G4ED-G	77	1599	RR1166	PS AC ALT CA 3A0675 4K0815 4K0855
<b>ACCENT (MC)</b>						
1.4 GL	11/05-	G4EE	71	1399	RR1166	AC, 04/2006⇒ ALT, 04/2006⇒ CA, 04/2006⇒ 4K0815 4K0850
1.6 GLS	11/05-	G4ED	82	1599	RR1166	AC, 04/2006⇒ ALT, 04/2006⇒ CA, 04/2006⇒ 4K0815 4K0850
<b>ACCENT (X-3)</b>						
1.3, 1.3 i 12V	10/94-01/00	G4EH	44-62	1341	RR1031 RR1031K2	PS AC, 06/1997⇒ AC, ⇒06/1997 ALT CA CA 4K0611 4K0850 4K0875 4K0895
1.5 i 12V	10/94-01/00	G4EK	65	1495		PS 4K0611



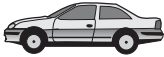





					RO-DRIVE™		ROFAN™
<b>HYUNDAI</b>							
<b>ACCENT (X-3)</b>							
						AC, 06/1997⇒ AC, ⇒06/1997 ALT CA	4K0850 4K0875 4K0895
1.5 i 16V	12/95-01/00	G4ER	73	1495	RR1031 RR1031K2	CA	
						PS AC, 09/1997⇒ AC, 06/1997⇒, ⇒09/1997 AC, ⇒06/1997 ALT, ⇒08/1999 ALT, 09/1999⇒ AC, OE-NO 2521222030 CA	4K0611 4K0815 4K0825 4K0830 4K0845 4K0855 4K0895
	10/95-01/00	G4ER	73	1495	RR1166	PS AC, MTR-CODE G4FK, 09/1999⇒ AC, 06/1997⇒, ⇒09/1997 ALT AC, ⇒06/1997 ALT, OE-NO 2521222030 CA	4K0611 4K0815 4K0850 4K0855 4K0875 4K0895
<b>ATOS (MX)</b>							
1.0 i	02/98-03/02	G4HC	40	999		PS AC ALT CA CA	3A0775 4K0673 4K0770
	03/01-	G4HC-E	43	999	RR1118 RR1118K1	CA	
						AC ALT CA CA	4K0673 4K0770
1.1	03/04-	G4HG	46	1086	RR1118 RR1118K1	AC, 06/2005⇒ ALT, 06/2005⇒ CA, 06/2005⇒ CA, 06/2005⇒	4K0673 4K0780
<b>ATOS PRIME (MX)</b>							
1.0 i	08/99-	G4HC, G4HC-3	40-43	999		PS, ⇒08/2002 AC ALT CA CA	3A0775 4K0673 4K0770
					RR1118 RR1118K1	CA	
1.1	06/03-	G4HD	43	1086		AC, 06/2005⇒ ALT, 06/2005⇒ CA, 06/2005⇒	4K0673 4K0780
	09/05-	G4HG	46	1086	RR1118 RR1118K1	AC, 06/2005⇒ ALT, 06/2005⇒ CA CA	4K0673 4K0780
<b>COUPE (GK)</b>							
1.6 16V	03/02-	G4ED-G	77-79	1599		PS AC ALT CA	3A0675 4K0815 4K0845
					RR1166	CA	
2.0	03/02-	G4GC-G	100-102	1975		AC ALT CA	4K0850 4K0875
					RR1170	CA	
2.0 GLS	02/03-	G4GC-G	105	1975		PS AC, ⇒09/2006 AC, 10/2006⇒ ALT CA CA	3K0675 4K0850 4K0855 4K0875
					RR1170 RR1170K1	CA	
2.7 V6	03/02-	G6BA-G	123	2656		ALT, (-AC) ALT, (AC)	6K1705 6K2000
					RR1062		
<b>COUPE (RD)</b>							
1.6 16V, 1.6 i 16V	12/96-04/02	G4GR, 4G61	84-85	1599		AC ALT	4K0850 4K0875
					RR1037 RR1037K2		
2.0 16V	08/96-04/02	G4GF	99-102	1975		AC ALT	4K0850 4K0875
					RR1170 RR1170K1	MTR-CODE G4GF	
<b>ELANTRA (XD)</b>							
1.6	06/00-	G4ED-G	66-79	1599		PS AC ALT CA	3A0675 4K0815 4K0845
					RR1166		

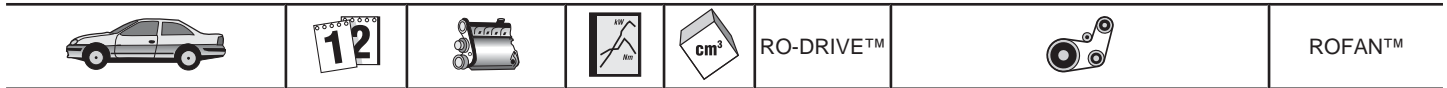


**HYUNDAI**

<b>HYUNDAI</b>							
<b>ELANTRA (XD)</b>							
↙ 1.8	06/00-	G4BB	79-97	1795		PS, ⇨07/2003 AC, ⇨07/2003 AC, 08/2003⇨ ALT, ⇨07/2003 ALT, 08/2003⇨	3K0670 4K0850 4K0855 4K0875 4K0890
					RR1037 RR1037K2	CA CA	
2.0	06/00-	G4GC, G4GC-G	102-105	1975		AC, ⇨05/2006 AC, 06/2006⇨ ALT, ⇨05/2006 ALT, 06/2006⇨	4K0850 4K0855 4K0875 4K0890
					RR1170 RR1170K1	CA CA	
2.0 CRDi	04/01-	D4EA	83	1991	RR1054	MTR-CODE D4EA	
<b>GALLOPER II (JK-01)</b>							
2.5 TD	08/98-	D4BA	65	2476		ALT, 2X PS AC	2X1A1100 3A0785 3A0950
					RR1032 RR1048	CA, ⇨06/2003 BS, ⇨06/2003	
2.5 TD intercooler	08/98-	D4BH	73	2476		ALT PS CA BS	2X1A1100 3A0785
					RR1032 RR1048		
3.0 V6	08/98-	G6AT	104	2972		PS AC ALT	3A0800 3A0925 5K1350
<b>GETZ (TB)</b>							
1.1	09/02-	G4HD	46	1086		AC ALT CA CA	4K0673 4K0770
					RR1118 RR1118K1		
	09/05-		49	1086		PS, (-AC) ALT PS, (AC) CA CA	4K0755 4K0780 4K0875
					RR1118 RR1118K1		
1.3	09/03-	G4E-A	60-63	1341		PS AC ALT CA	4K0611 4K0850 4K0895
					RR1080		
1.4	08/05-	G4EE	71	1399		ALT CA	4K0850
					RR1166		
1.5 CRDi	03/03-	D3-EA	60	1493		ALT, (-PS) ALT, (PS) CA, MTR-CODE D3EA	5K1015 6K1440
					RR1054		
1.6	09/02-	G4ED-G	77	1599		PS AC ALT CA	3A0675 4K0825 4K0845
					RR1166		
<b>GRACE Bus</b>							
2.5 TD	06/98-10/01	D4BF	59	2476		ALT AC PS CA CA BS BS	2X1A1100 3A0950 4K1060
					RR1032 RR1032K2 RR1048 RR1048K1		
<b>GRANDEUR</b>							
3.3	04/05-	G6DB	173	3342		ALT	6K2475
<b>H-1</b>							
2.4, 2.4 4WD	10/97-	G4CS	82	2351		PS ALT BS	3A1000 4K0975
					RR1136		
2.5 CRDi	08/03-	D4CB	103	2497		ALT, AC	7K2283
2.5 D	10/97-	D4BB	57	2476		ALT, 2X PS CA BS	2X1A1100 4K1060
					RR1032 RR1048		
2.5 D, 2.5 TD, 2.5 TD 4WD	10/97-	D4BH, D4BF	59-74	2477		ALT AC PS CA CA BS BS	2X1A1100 3A0950 4K1060
					RR1032 RR1032K2 RR1048 RR1048K1		
<b>H100</b>							
2.4	07/93-	G4CS	82-90	2351		ALT, ⇨06/1997	1A0960









					RO-DRIVE™		ROFAN™
<b>HYUNDAI</b>							
<b>H100</b>							
						PS ALT, 07/1997⇒ BS AC	3A1000 4K0975  3A0975
2.5 D	12/94-03/00	D4BB	57	2477	RR1136		
						ALT, (ABS) PS AC, ⇒05/1999 AC, 05/1999⇒ CA, 06/1996⇒ CA, 06/1996⇒ CA, ⇒05/1996 CA, ⇒05/1996 BS, 02/1996⇒ BS, 02/1996⇒	2X1A1100 3A0750 3A0925 3A1400
	07/93-12/94	D4BX, D4BA	55	2477	RR1032 RR1032K2 RR1034 RR1034K1 RR1048 RR1048K1	ALT, 2X, (ABS) PS AC  BS, ⇒02/1994	2X1A1100 3A0750 3A0925
2.5 D, 2.5 TD	07/93-03/00	D4BB, D4BF	57-59	2477	RR1032 RR1032K2 RR1034 RR1034K1 RR1048 RR1048K1	ALT, 2X, (ABS) PS AC CA, 06/1996⇒ CA, 06/1996⇒ CA, ⇒05/1996 CA, ⇒05/1996 BS, 02/1996⇒ BS, 06/1996⇒	2X1A1100 3A0750 3A0925
<b>i10</b>							
1.1	01/08-	G4HG	49	1086	RR1118 RR1118K1	ALT CA CA	4K0780
1.2	11/08-		57	1248		ALT AC	4K0760 4K0866
<b>i30</b>							
1.4	10/07-		80	1396		ALT, (AC)	6K1256
1.6	10/07-		90	1591		ALT, (AC)	6K1256
2.0	10/07-	G4GC-G	105	1975	RR1170	AC ALT CA	4K0855 4K0890
2.0 CRDi	10/07-	D4EA	103	1991	RR1054	ALT CA	6K1400
<b>LANTRA I (J-1)</b>							
1.5 i.e.	10/90-11/95	G4DJ, G15B	63	1468	RR1315 RR1315K1	PS ALT	3A0625 4K0875
1.6 i.e. 16V	10/90-11/95	G4CR	78-84	1596	RR1046 RR1046K2 RR1245	PS AC, ⇒02/1993 AC, 02/1993⇒ ALT BS BS CA	3A0675 4K0915 4K0938 4K0975
1.8 i.e. 16V	10/90-11/95	G4CN	93	1836	RR1046 RR1046K2 RR1128	AC ALT BS BS CA	4K0915 4K0990
<b>LANTRA II</b>							
1.5 12V	12/96-	G4EK	65	1495	RR1031 RR1031K2 RR1080	PS AC ALT CA, ⇒10/1998 CA, ⇒10/1998 CA, 11/1998⇒	4K0611 4K0855 4K0895
1.6 16V, 1.6 i	11/95-	4G61, G4GR	66-84	1599	RR1037 RR1037K2	PS AC ALT	3A0655 4K0850 4K0875
1.8 16V	11/95-	G4GM	94	1795	RR1037 RR1037K2	PS AC ALT	3A0655 4K0850 4K0875
1.9 D	03/98-		50	1905		ALT, PS, (-AC)	6K1130



HYUNDAI

HYUNDAI							
<b>LANTRA II</b>							
					RR1004	ALT, PS, AC	6K1740
					RR1004K1	MTR-CODE XUD9	
2.0 16V	08/96-	G4GF	102	1975		PS	3A0655
						AC	4K0850
					RR1170	ALT	4K0875
					RR1170K1	CA	
						CA	
<b>MATRIX (FC)</b>							
1.5 CRDi	10/01-	D3-EA	60	1496	RR1054	ALT, PS, (AC)	6K1440
						CA, MTR-CODE D3EA	
1.5 CRDi VGT	08/05-	D4FA/Duratoq DI	81	1493		ALT, (-AC)	5K1745
						ALT, (AC)	5K1850
1.6	06/01-	G4ED-G	76	1599		PS	3A0675
						AC	4K0815
					RR1166	ALT	4K0845
						CA	
1.8	06/01-	G4GB-G	90	1795		AC	4K0855
					RR1037	ALT	4K0875
					RR1037K2	CA	
						CA	
<b>PONY</b>							
1.3	10/85-09/89	G13B	50	1299		ALT, ⇨02/1987	1A0875
						PS	3A0675
						ALT, 03/1987⇨	4K0875
1.5	10/85-09/89	G15B, G4DJ	53	1468		ALT, ⇨02/1987	1A0875
						PS	3A0675
						ALT, 03/1987⇨	4K0875
<b>PONY (X-2)</b>							
1.3	10/89-01/95	G4DG	43-49	1299		AC, 09/1992⇨	1A0825
						AC, ⇨09/1992	1A0850
						PS	3A0625
					RR1315	ALT	4K0875
					RR1315K1	MTR-CODE G4DG, ⇨07/1994	
1.5, 1.5 i	10/89-01/95	G4DJ, G15B	53-62	1468		AC, 09/1992⇨, ⇨01/1993	1A0825
						AC, ⇨09/1992	1A0850
						PS	3A0625
					RR1315	ALT	4K0875
					RR1315K1	01/1990⇨	
						⇨07/1994	
<b>PONY/EXCEL (X-2)</b>							
1.3	01/90-01/95		49	1299	RR1315		
					RR1315K1	MTR-CODE G4DG, ⇨07/1994	
1.5, 1.5 i	01/90-01/95	G15B, G4DJ	53-62	1468		AC, 09/1992⇨, ⇨01/1993	1A0825
						AC, ⇨09/1992	1A0850
						PS	3A0625
					RR1315	ALT	4K0875
					RR1315K1	⇨07/1994	
<b>PORTER</b>							
2.5 TD	07/94-04/04	D4BH	73	2477		ALT	2X1A1100
						AC	3A0950
						PS	4K1060
					RR1032	CA	
					RR1032K2	CA	
					RR1048	BS	
					RR1048K1	BS	
<b>S COUPE (SLC)</b>							
1.5 i	02/90-05/96	G15B, G4DJ	62	1468		PS	3A0625
						AC	3A0850
						ALT	4K0875
					RR1315		
					RR1315K1		
1.5 i, 1.5 i Turbo	04/92-05/96	G4EK, G4EK-TC	65-85	1495		ALT	4K0895
						AC	4K0950
					RR1031	CA, 07/1993⇨	
					RR1031K2	CA, 07/1993⇨	
					RR1315	CA, ⇨06/1993	
					RR1315K1	CA, ⇨06/1993	
<b>SANTA FÉ (CM)</b>							
2.2 CRDi, 2.2 CRDi 4x4, 2.2 CRSi GLS, 2.2 CRD GLS 4x4	03/06-	D4EB	102-114	2188	RR1054	CA	
2.7 V6 GLS, 2.7 V6 GLS	03/06-	G6EA	139	2656		ALT	6K2055
<b>SANTA FÉ (SM)</b>							
2.0	08/01-	G4BP	99	1997		ALT	4K0938



					RO-DRIVE™		ROFAN™
<b>HYUNDAI</b>							
<b>SANTA FÉ (SM)</b>							
2.0 CRDi, 2.0 CRDi 4x4	04/01-	D4EA	83-92	1991	RR1054	PS	5K1110
2.4 16V, 2.4 16V 4x4	02/01-	G4JS-G	100-107	2351	RR1069	MTR-CODE D4EA ALT PS, (-AC) CA	4K0945 5K1110
2.7 V6 4x4	02/01-	G6BA-G	127	2656	RR1062	ALT, (AC)	6K2000
2.7, 2.7 4x4	10/05-	G6EA	139	2656		ALT, PS, AC	6K2000
<b>SANTAMO</b>							
2.0 16V, 2.0 16V 4x4	05/99-		102	1997	RR1046 RR1046K2 RR1128	BS BS CA	
<b>SONATA I (Y-2)</b>							
1.8 i	09/88-10/93		70	1796	RR1136 RR1442	BS CA	
2.0 i	01/91-10/93	G4CP-U	80	1997	RR1136 RR1260 RR1442	PS AC, ⇒01/1993 ALT BS CA, 08/1993⇒ CA, ⇒07/1993	3A0650 3A0975 4K0975
2.0 i 16V	01/91-10/93	G4CP-D	96	1997	RR1046 RR1046K2 RR1128	PS AC ALT BS BS CA	3A0675 4K0962 4K0990
2.4 i	09/88-08/91		83	2351	RR1136	BS	
3.0 i V6	01/91-10/93	G6AT	107	2972		AC ALT	3A0975 5K1240
<b>SONATA II (Y-3)</b>							
1.8 i	05/93-06/98		72	1796	RR1136 RR1442	MTR-CODE G4CM SOHC CA, MTR-CODE G4CM SOHC	
2.0 i	06/94-08/96	G4CP	77	1997	RR1136 RR1185 RR1260	PS ALT BS CA, 11/1995⇒ CA, ⇒10/1995	3A0650 4K0975
2.0 i 16V	05/93-06/98	G4CP-D, G4CP-DM	92-102	1997	RR1136 RR1442	MTR-CODE G4-P SOHC CA, MTR-CODE G4-P SOHC	
3.0 i V6	05/93-06/98	G6AT	107	2972	RR1046 RR1046K2 RR1128	PS AC ALT BS BS CA	3A0675 4K0962 4K0990
<b>SONATA III (EF)</b>							
2.0 16V	06/98-10/01	G4JP-G	100	1997		ALT PS, (-AC)	4K0938 5K1110
2.4 16V	03/98-10/01		105	2351	RR1069	ALT PS, (-AC) CA	4K0945 5K1110
2.5 V6 24V	06/98-10/01	G6BV-G	118	2493	RR1062	ALT, (AC)	6K2000
<b>SONATA IV (EU4)</b>							
2.0	10/01-11/04	G4JP-EG	96	1997		ALT	4K0945
2.7 V6	10/01-11/04	G6BA-G	127	2656	RR1062	ALT, (-AC) ALT, (AC)	6K1705 6K2000
	11/02-11/04	G6BA	129	2656	RR1062	ALT, (-AC) ALT, (AC) CA	6K1698 6K2000
<b>SONATA V</b>							
2.0 CRDi	02/06-	D4EA	100	1991	RR1054	CA	
2.0 VVTi GLS	05/05-		106	1997		ALT	6K2585
2.4	01/05-		119	2359		ALT, (AC)	6K2585
3.3	01/05-	G6DB	171	3342		ALT, PS, AC	6K2475
<b>STAREX (H1)</b>							
2.4, 2.4 4WD	06/97-	G4CS	82	2351	RR1136	PS ALT BS	3A1000 4K0975
2.5 Tci	06/97-	D4BH, D4BF	59-74	2477	RR1032	ALT AC PS CA	2X1A1100 3A0950 4K1060



					RO-DRIVE™		ROFAN™
---	---	---	---	---	-----------	---	--------

**HYUNDAI**

<b>STAREX (H1)</b>							
					RR1032K2 RR1048 RR1048K1	CA BS BS	
<b>STELLAR (F31_, SF2_) 1.6</b>							
	10/83-12/91	G32B	56	1597		ALT	1A0813
<b>TERRACAN (HP) 2.5 TD</b>							
	12/01-	D4BH	74	2476	RR1032 RR1048	PS, ⇨10/2003 CA, ⇨10/2003 BS, ⇨10/2003	3A0785
<b>2.9 CRDi</b>							
	12/01-		110	2902	RR1048 RR1133	AC PS ALT BS CA	3A0975 4K0830 5K1680
<b>11/03-</b>							
		J3	120	2902	RR1133	PS ALT, (-AC) CA	4K0830 5K1592
<b>3.5 i V6 4WD</b>							
	12/01-	G6CU	143	3497		ALT, WP	5K1135
<b>TRAJET (FO) 2.0</b>							
	03/00-	G4JP-G	100	1997		ALT PS, (-AC)	4K0938 5K1110
<b>01/04-</b>							
		G4GC-G	103	1975	RR1170 RR1170K1	ALT PS, (-AC) CA CA	4K0945 5K1110
<b>2.0 CRDi</b>							
	04/01-	D4EA	83	1991	RR1054	MTR-CODE D4EA	
<b>2.7 V6</b>							
	09/00-	G6BA-G	127	2656	RR1062	ALT, (-AC) ALT, (AC)	6K1705 6K2000
<b>TUCSON (JM) 2.0 CRDi, 2.0 CRDi Allroad, 2.0, 21.0 Allroad</b>							
	08/04-	D4EA, D4EA-V, D4EA-F	83-103	1991	RR1054	CA	
<b>08/04-</b>							
		G4GC	104	1975	RR1170 RR1170K1	PS ALT, (FWD) ALT, (4WD) CA CA	3K0675 4K0875 4K0890
<b>2.7 Allrad</b>							
	08/04-	G6BA-G	129	2656	RR1062	ALT, PS, AC	6K2000
<b>XG 25</b>							
	12/98-		120	2493	RR1062	PS ALT, (AC)	5K0915 6K2000
<b>30/300</b>							
	12/98-	G6CT-G	138	2972		PS ALT, AC	5K0906 6K1230
<b>350</b>							
	04/03-	G6CU	145	3497		PS ALT	5K0906 6K1195

**INFINITI**

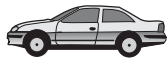
<b>G20 2.0</b>							
	01/90-12/97	SR20DE	85	1998		PS	4K0845
<b>I30 3.0</b>							
	01/97-	VQ30DE	142	2988		PS ALT	4K0770 6K1100
<b>J30 3.0</b>							
	01/92-12/97	VG30DE	157	2960		AC ALT	4K0962 4K1015
<b>M30 3.0</b>							
	01/89-12/93	VG30E	121	2960	RR1332	ALT CA	4K1038
<b>Q45 4.1</b>							
	01/93-	VH41DE	205	4130		AC ALT	4K1015 6K0751
<b>4.5</b>							
	01/89-12/93	VH45DE	205	4494		AC ALT	4K0950 6K0962
<b>QX4 3.3</b>							
	01/97-	VG33E	125	3275	RR1103	PS, ⇨10/2002 CA, ⇨10/2002	3A0875

**ISUZU**

<b>CAMPO (KB) 2.5 D</b>							
	01/83-12/90	4JA1	55	2499	RR1444 RR1444K1		
<b>GEMINI 1.6</b>							
	01/90-12/93		97	1588		ALT PS	4K0706 6K0935







RO-DRIVE™



ROFAN™

**ISUZU**

GEMINI (JT)  
↩ 1.5 D

1.5 D	02/88-12/90	4EC1	37	1488	RR1016 RR1016K1	PS AIRC AC	1A0913 3A0925 3A1138
1.5 TD	02/88-12/90	4EC1T	49	1488	RR1016 RR1016K1	PS AIRC AC	1A0913 3A0925 3A1138
1.6 GTI 16V	08/88-12/90	4XE1	84	1588		ALT PS	4K0706 6K0935

MIDI

2.0 TD	01/89-	4FC1T	51	1995		PS ALT, (PS) ALT	1A0666 3A1000 3A1025
2.0, 2.0 4WD	06/88-	4ZC1	61	1995		ALT AIRP PS	3A0875 3A0875 3A1025
2.2 D	01/89-	4FD1	45	2189		PS ALT, (PS) ALT	1A0666 3A1000 3A1025
2.4 D	01/94-	4FG1T	56	2380		PS ALT, (PS) ALT, (-PS)	1A0666 3A1000 3A1025
2.4 TD	01/94-	4FG1T	56	2380		PS ALT, (PS) ALT, (-PS)	1A0666 3A1000 3A1025

TROOPER

2.2 TD	03/84-12/91	C223T	53	2238		AC, (PS) PS, (AC) AC PS	2X3A1525 2X3A1525 3A1500 3A1500
2.3	11/85-12/91	4ZD1	66	2254		AIRC FAN AC PS	1A0775 3A0875 3A1000 3A1025
2.6 i	10/87-12/91	4ZE1	85	2559		AIRC FAN AC PS	1A0775 3A0875 3A1000 3A1025
2.8 TD	10/87-12/91	4JB1T, 4JB1-TC	71-78	2772	RR1444 RR1444K1	AC, (PS) PS, (AC) PS AC	2X3A1525 2X3A1525 3A0950 3A1500
3.0 DTI	04/00-	4JX1, 4JX1T	118	2999	RR1063		
3.2	08/91-07/98	6VD1	130	3165		PS ALT	1A1025 4K0962
3.5 V6 24V	04/00-	6VE1	158	3498		ALT, (-AC)	6K2040

**JAGUAR**

S-TYPE (CCX)

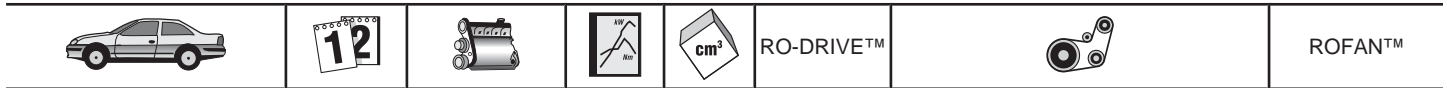
4.0 V8	01/99-04/02	AJ-V8	203	3996		ALT, (AC)	6K2390
--------	-------------	-------	-----	------	--	-----------	--------

XJ

12 5.3	08/86-09/89		187	5343		ALT, ⇄12/1988 FAN WP, (PS) AC ALT, 01/1989⇄	1A0850 3A0800 3A1075 3A1525 4K0841
12 H.E.	09/81-12/92	V12	217	5343		ALT ALT, WP	1A0875 3A0825
6 3.4	05/75-10/86	XK3.4	119	3442		ALT WP, FAN FAN, WP, (PS)	1A0900 3A0875 3A1175
6 4.2	09/79-12/87	XK4.2, 8L	133-151	4235		ALT AC PS	3A0875 3A0990 3A1175
	09/85-12/86		130	4235		ALT WP, FAN FAN, WP, (PS)	1A0900 3A0875 3A1175
Sovereign V12	07/85-12/92	7P	194-197	5344		ALT, ⇄12/1988 FAN WP, (PS) AC ALT, 01/1989⇄	1A0850 3A0800 3A1075 3A1525 4K0841



JAGUAR



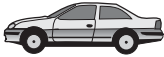





## JAGUAR

XJ (X300)							
↔	12 6.0	11/94-07/97	8E	229	5993	AIRP	4K1070
	6 3.2	11/94-07/97	9JPGRB	155	3239	ALT	5K0836
	6 Sovereign 4.0	11/94-07/97	9JPFRR	177	3980	AC	4K1015
						ALT	1A1000
						AC	3A0975
XJ (XJ 40, 81)							
	4.0	10/89-08/94		166-187	3980	AC	3A0975
						ALT	4K0995
	6 2.9	10/86-08/90	AJ6	108-117	2919	ALT	1A0850
						WP, FAN	3A0750
						FAN, WP, (PS)	3A1118
	6 3.2 24V	09/90-11/94	9BPMNA	146	3239	ALT	1A0900
						WP, FAN	3A0875
						FAN, WP, (PS)	3A1175
	6 3.6	10/86-08/89	9DPANA, AJ6	136-156	3590	ALT	1A1000
						AC	3A0975
	6 4.0	09/89-11/94	9EPCNA	163	3980	ALT	1A1000
						AC	3A0975
	V12 6.0	03/93-11/94	8C	229	5993	AIRP	4K1070
						ALT	5K0836
XJS							
	3.6	10/83-05/92	9DPALA, 9DPANA, AJ6	136-162	3590	ALT	1A1000
						AC	3A0975
	4.0	05/91-03/96	9LPFRB, 9EPCNA	163-171	3980	ALT	1A1000
						AC	3A0975
	5.10	07/85-05/92	8C, 8S	194-217	5344	WP, (PS)	3A1075
	5.11	07/85-05/92	8C, 8S	194-217	5344	AC	3A1525
	5.12	07/85-05/92	8C, 8S	194-217	5344	ALT, 01/1989⇒	4K0841
	5.4	07/81-05/88	V12	197-217	5343	ALT	1A0850
	5.5	07/81-05/88	V12	197-217	5343	FAN	3A0850
	5.6	07/81-05/88	V12	197-217	5343	WP, (PS)	3A1075
	5.7	07/81-05/88	V12	197-217	5343	AC	3A1525
	5.8	07/85-05/92	8C, 8S	194-217	5344	ALT, ⇒12/1988	1A0850
	5.9	07/85-05/92	8C, 8S	194-217	5344	FAN	3A0800
	6.0	05/93-03/96	8D	222	5993	AIRP	4K1070
						ALT	5K0836
X-TYPE							
	2.0 D	07/03-10/05	R4-X404	96	1998	PS	4K0735
						ALT	6K1642


## JEEP

CHEROKEE							
	2.8 4x4	10/83-09/86		81	2835	ALT, (-AC)	6K1856
						ALT, (AC)	6K2080
CHEROKEE (KJ)							
	2.4 Laredo	10/01-09/04	ED1	108	2429	ALT, (-AC)	6K2145
						ALT, (AC)	6K2330
	3.7 V6	09/01-	EKG	150-155	3698	ALT	6K2225
CHEROKEE (XJ)							
	2.1 TD	10/84-	J8S	64	2068	ALT, ⇒12/1993	1A0700
						PS, ⇒12/1993	1A0838
						FAN, ⇒12/1993	3A0825
						FAN, AC, ⇒12/1993	3A0975
						⇒12/1993	
						<b>RR1017</b>	
						<b>RR1017K1</b>	
	2.5 4x4	10/86-09/90	EPE	90	2464	ALT, (-AC)	6K1856
						ALT, (AC)	6K2080
	2.5 i 4x4	12/91-	EPE, HX	90	2469	ALT	6K1795
						ALT, AC, ⇒12/1993	6K2205
						ALT, AC, (LHD), ⇒12/1996	6K2445
	2.5 TD	01/88-		85	2499	ALT, 01/1994⇒	8K2188
						<b>RR1256</b>	
	2.5, 2.5 i	10/95-	EPE	87-89	2469	ALT, (-AC), (RHD)	6K1980
						ALT, (-AC), (LHD)	6K2000
						ALT, (AC), (LHD)	6K2315
						ALT, (AC), (RHD)	6K2415
	4.0 i	01/88-	MX, ERH	131-136	3964	ALT, (RHD), 01/1996⇒	6K2271
						ALT, (LHD), 01/1996⇒	6K2415
						ALT, (LHD), ⇒12/1995	6K2475
COMMANDER							
	4.7 V8	09/05-	EVA	170	4701	ALT	6K2205
GRAND CHEROKEE I (Z)							
	2.5 TD	10/95-04/99	M52, M51	85	2499	PS	5K0790
						ALT	5K1200
	4.0 i	09/91-04/99	S01, ERH, MX	130-135	3960	ALT, (-AC), ⇒12/1996	6K1795
						ALT, 01/1997⇒, (RHD)	6K2280
						ALT, 01/1997⇒, (LHD)	6K2330



					RO-DRIVE™		ROFAN™
---	---	---	---	---	-----------	---	--------

## JEEP

<b>GRAND CHEROKEE II (WJ, WG)</b>							
 4.7 V8, 4.7 V8 4x4	08/00-	EVA, EVC	162-190	4701		ALT	6K2225
<b>GRAND CHEROKEE III</b>							
6.1 V8	03/06-		313	6063		ALT	6K2080
<b>PATRIOT</b>							
2.0 CRD	01/08-		103	1968		ALT	6K1720
2.4	01/08-		125	2359		ALT, (-AC)	6K2040
<b>WRANGLER I (YJ, SJ_)</b>							
2.5	01/88-12/91		76	2464		ALT, ⇨12/1990 PS ALT, AC, 01/1990⇨	1A1090 3A1175 6K2445
	12/91-08/96	EPE	89	2464		PS ALT, AC	3A1175 6K2445
4.0	12/91-08/96	ERH	131	3964		ALT	6K1755
						ALT, PS	6K1795
						ALT, AC	6K2360
						ALT, PS, AC	6K2445
4.0, 4.0 2WD	10/86-09/90	M400L	131	3956		ALT, (-PS), (-AC)	6K1760
						ALT, (PS), (-AC)	6K1805
						ALT, (-PS), (AC)	6K2404
						ALT, (PS), (AC)	6K2460
4.2 2WD	10/86-09/90		82	4229		ALT, (-AC)	1A1090
						PS	3A1175
						ALT, (PS)	6K2080
<b>WRANGLER II (TJ)</b>							
2.5	08/96-	P00	87	2464		ALT, (PS), (-AC), (LHD)	6K2000
						ALT, (PS), (-AC), (RHD)	6K2250
						ALT, (PS), (AC), (LHD)	6K2315
3.8	02/06-	EGT	153	3778		ALT, (AC)	6K2280
4.0	08/96-	S01	130	3960		ALT, (-PS), (-AC), ⇨12/1996	6K1760
						ALT, (PS), (-AC), ⇨12/1996	6K1805
						ALT, (PS), (-AC), (LHD), 01/1997⇨	6K2000
						ALT, (PS), (-AC), (RHD), 01/1997⇨	6K2250
						ALT, (PS), (AC), 01/1997⇨	6K2315
						ALT, (-PS), (AC), ⇨12/1996	6K2404
						ALT, (PS), (AC), ⇨12/1996	6K2460

## KIA

<b>BESTA Kasten</b>							
2.2 D	02/96-	R2	48	2184		PS ALT	3A0875 3A1125
					RR1431		
<b>CARENS I (FC)</b>							
1.8	11/00-07/02		81	1793		ALT PS, (-AC) PS, (AC), 05/2001⇨ PS, (AC), ⇨05/2001	4K0885 4K0925 4K1060 4K1080
<b>CARENS II (FJ)</b>							
1.6	07/02-		77	1594		ALT	4K0885
						PS, (-AC)	4K0890
					RR1073		
1.8	07/02-		93	1793		ALT PS, (-AC) PS, (AC)	4K0885 4K0925 4K1060
2.0 CRDi	07/02-	D4EA	83-103	1991	RR1054	CA, MTR-CODE D4EA	
2.0 CVVT	08/04-	G4GC	102	1975		AC	4K0855
						ALT	4K0890
						PS	6K0675
					RR1170 RR1170K1	CA CA	
<b>CARENS III</b>							
2.0 CVVT	09/06-	G4KA	106	1998		ALT, (-AC) ALT, (AC)	6K2510 6K2585
<b>CARNIVAL</b>							
2.5 V6	08/99-		110-121	2497		ALT, PS, AC	6K1570
2.9 CRDi	06/06-	J3	136	2902		AC	4K0850
						ALT	5K1592
2.9 TD, 2.9 CRDi	08/99-		93-106	2903		AC	4K0870
						ALT	5K1592
					RR1133	CA, 07/2000⇨	
<b>CEE'D</b>							
1.4	12/06-	G4FA	80	1396		ALT, (AC)	6K1256
	09/07-	G4FA	80	1396		ALT CA	4K0890
					RR1170		
1.6	12/06-	G4FC	90-93	1591		ALT, (AC)	6K1256
2.0	12/06-	G4GC	105	1975		ALT	4K0890
						CA	
					RR1170		
2.0 CRDi	09/07-	D4EA-F	103	1991		ALT	6K1400





RO-DRIVE™



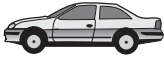





ROFAN™

## KIA

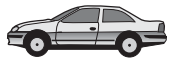
CEE'D

					RR1054	CA	
<b>CERATO</b>							
1.6	04/04-	G4ED	77	1599		PS AC ALT	3A0675 4K0815 4K0850
					RR1166		
	05/06-	G4FC	90	1591		ALT, (-AC) ALT, (AC)	6K1530 6K2140
1.6 CRDi	06/05-	D4FB	85	1582		ALT, (-AC) ALT, (AC)	5K1745 5K1850
2.0	04/04-	G4GC	105	1975		AC ALT PS	4K0855 4K0890 6K0675
					RR1170 RR1170K1	CA CA	
2.0 CRDi	04/04-	D4EA	83	1991	RR1054	CA	
<b>CLARUS</b>							
1.8 i 16V	07/96-	T8	85	1793		ALT PS, (-AC) PS, (AC)	4K0885 4K0938 4K1100
2.0 i 16V	07/96-	FE	98	1998		ALT PS PS, AC	3K0760 5K0950 5K1060
					RR1269 RR1269K1		
<b>JOICE</b>							
2.0	02/00-		88-102	1997		PS, (-AC) PS, (AC) ALT	3A0675 4K0962 4K0995
					RR1046 RR1128	BS CA	
<b>K2500 (SD)</b>							
2.5 D	01/03-	D4BH	69	2476		ALT CA CA	3A0925
					RR1032 RR1032K2 RR1048 RR1048K1	BS BS	
<b>MAGENTIS</b>							
2.0	11/05-	G4KA	106	1998		ALT	6K2585
2.7	11/05-	G6EA	138	2656		ALT, PS, AC	6K2000
<b>MAGENTIS (GD)</b>							
2.0	05/01-		100	1997		ALT	4K0938
2.5 V6	05/01-		124	2493		ALT, (-AC) ALT, (AC)	6K1705 6K2000
					RR1062		
<b>OPIRUS</b>							
3.5	09/03-		149	3497		PS	5K0906
3.8 V6	10/06-	G6DA	196	3778		ALT	6K2475
<b>PICANTO (BA)</b>							
1.0	09/05-	G4HE	45	999		AC, (-PS) ALT PS, (AC)	4K0673 4K0780 4K0870
					RR1118 RR1118K1	CA CA	
1.1	04/04-	G4HG	48	1086		AC ALT PS, (AC)	4K0673 4K0780 4K0870
					RR1118 RR1118K1	CA CA	
1.1 CRDi	11/05-	D3FA	55	1120		ALT, (AC)	5K1788
<b>PREGIO Bus</b>							
2.5 D	08/95-09/04	D4BH	69	2477		ALT CA CA	3A0950
					RR1032 RR1032K2 RR1048 RR1048K1	BS BS	
<b>PREGIO Kasten (TB)</b>							
2.5 Tci D	09/02-	D4BH	69	2476		ALT CA CA	3A0950
					RR1032 RR1032K2 RR1048 RR1048K1	BS BS	
2.7 D	10/97-		60	2665		PS AC	3A0875 3A0925
<b>PRIDE</b>							
1.1 i	01/91-	B1	38	1138		ALT AC, (-PS) PS	1A0888 1A0888 4K0800



					RO-DRIVE™		ROFAN™
<b>KIA</b>							
<b>PRIDE</b>							
					RR1453 RR1453K1	PS, AC	4K0925
1.3 i	01/90-		51	1324		ALT PS PS, AC	1A0888 4K0800 4K0925
					RR1453 RR1453K1		
1.3, 1.3 16V	01/90-	B3	47-53	1324		ALT AC, (-PS) PS, (-AC) ALT, (AC)	1A0888 1A0888 4K0800 4K0925
					RR1453 RR1453K1	CA CA	
<b>PRO CEE'D</b>							
1.4	02/08-	G4FA	80	1396		ALT CA	4K0890
					RR1170		
1.6	02/08-	G4FC	90	1591		ALT, (AC)	6K1256
2.0	02/08-	G4GC	105	1975		ALT CA	4K0890
					RR1170		
2.0 CRDi	02/08-	D4EA-F	103	1991		ALT CA	6K1400
					RR1054		
<b>RETONA (CE)</b>							
2.0 16V	05/00-	FE	94	1998		PS ALT CA CA	3A0775 3A0900
					RR1269 RR1269K1		
<b>RIO (DC, DC_)</b>							
1.3	08/02-02/05		55-60	1343		PS, (-AC) ALT PS, (AC)	4K0850 4K0885 4K0975
					RR1453 RR1453K1		
1.5	09/00-02/05		72	1493		PS, (-AC) ALT PS, (AC) CA	4K0850 4K0885 4K0970
					RR1073		
	08/00-02/05		71-72	1493		PS, (-AC) ALT PS, (AC) CA	4K0850 4K0885 4K0975
					RR1073		
<b>RIO II</b>							
1.4 16V	03/05-	G4EE	71	1399		PS AC ALT CA	3A0655 4K0815 4K0850
					RR1166		
1.6 16V	03/05-	G4ED	82	1599		PS AC ALT CA	3A0655 4K0815 4K0850
					RR1166		
<b>SEPHIA (FA)</b>							
1.5 i	02/96-	B5	59	1498		ALT PS, (-AC) AC, (-PS) PS, (AC) CA, CRS: DOHC CA, CRS: DOHC CA, CRS: SOHC/OHC CA, CRS: SOHC/OHC	4K0875 4K0890 4K0900 4K1020
					RR1284 RR1284K1 RR1453 RR1453K1		
1.6 i	09/93-	B6	59	1598		ALT, 01/1996⇒ ALT, ⇒12/1995 AC, (-PS) PS, (-AC) PS, (AC) CA CA	4K0875 4K0885 4K0890 4K0900 4K1020
					RR1453 RR1453K1		
1.8 i 16V	01/95-	OK24N, OK26Y	82	1793		ALT	6K2013
<b>SHUMA (FB)</b>							
1.5	03/96-12/98	OK280	59	1498		ALT, 01/1996⇒ PS, (-AC) AC, (-PS) PS, (AC) CA CA	4K0875 4K0890 4K0900 4K1020
					RR1453 RR1453K1		
1.5 i 16V	10/97-03/01		65	1498		ALT PS, (-AC) PS, (AC)	4K0885 4K0890 4K1045
					RR1284		





RO-DRIVE™



ROFAN™

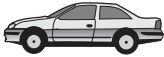






## KIA

Model	Year	Code	Power (kW)	Volume (cm³)	RR Code	Options	Part Numbers
<b>SHUMA (FB)</b>							
1.8 i 16V	10/97-03/01		81	1793	RR1284K1	ALT PS, (-AC) AC PS, (AC)	4K0885 4K0925 4K0962 4K1080
<b>SHUMA II (FB)</b>							
1.6	05/01-08/04		75	1594		ALT PS, (-AC) PS, (AC) CA	4K0885 4K0925 4K1045
					RR1073		
1.8	04/03-08/04		84	1793		ALT PS, (-AC) AC PS, (AC)	4K0885 4K0925 4K0962 4K1080
<b>SORENTO (JC)</b>							
2.4	08/02-	G4JS	102	2351		ALT PS, (-AC) CA	4K0938 5K1110
					RR1069		
2.5 CRDi	08/02- 12/06-	D4CB	103 125	2497 2497		ALT, (AC), ⇨11/2003 PS	7K2283 4K0975
3.5 V6	08/02-		143	3497		AC PS ALT	4K1045 4K1080 5K1135
<b>SPORTAGE (JE_)</b>							
2.0 16V	09/04-	G4GC	104	1975		PS AC ALT CA CA	3K0675 4K0855 4K0890
					RR1170 RR1170K1		
2.0 16V 4WD	09/04-	G4GC	104	1975		AC ALT PS CA CA	4K0855 4K0890 6K0675
					RR1170 RR1170K1		
2.0 CRDi 4WD	09/04-	D4EA, D4EA-F, D4EA-V	83-103	1991	RR1054		
2.7 V6 4WD	09/04-	G6BA	129	2656		ALT, PS, AC	6K2000
					RR1062		
<b>SPORTAGE (K00)</b>							
2.0 16V	04/94-08/03	FE	87-94	1998		PS AC ALT CA CA	3A0775 3A0900 4K0925
					RR1269 RR1269K1		
2.0 i	04/94-08/99	FE	70	1998		PS AC ALT CA CA	3A0775 3A0900 4K0925
					RR1287 RR1287K1		
2.0 TD 4WD	10/97-08/03	RF	61	1998		PS	3A0850
					RR1241		

## LADA

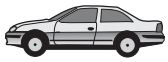
<b>110</b>							
1.5	01/95-	VAZ-2111	54-57	1499		ALT, PS ALT CA	5K1125 6K0737
					RR1434		
1.5 16V	01/95-	VAZ-2112	67-70	1499		ALT ALT, PS	6K0698 6K1125
					RR1131		
1.6	01/00-		60	1596		ALT CA	6K0745
					RR1434		
2.0 i	08/96-	C20XE	110	1998		ALT, PS, (-AC)	6K1725
					RR1208 RR1208K2		
<b>111</b>							
1.5	01/96-	VAZ-2111	56-57	1499		ALT, PS ALT CA	5K1125 6K0737
					RR1434		
1.5 16V	01/95-	VAZ-2112	67-70	1499		ALT ALT, PS	6K0698 6K1125
					RR1131		
<b>112</b>							
1.5 16V	10/00-		67	1499		ALT ALT, PS	6K0698 6K1125
					RR1131		
1.5, 1.5 16V	01/95-	VAZ-2111,	54-70	1500		ALT, PS	5K1125



					RO-DRIVE™		ROFAN™
<b>LADA</b>							
<b>112</b> 		VAZ-2112			<b>RR1434</b>	ALT CA	<b>6K0737</b>
<b>1200-1600</b>							
1200 L/S	01/70-06/86	BA32101	44	1198		ALT	<b>1A0940</b>
1300	05/78-01/87	BA321011	48	1285		ALT, ⇨12/1979 ALT, 01/1980⇨	<b>1A0935</b> <b>1A0940</b>
1500 N/S	11/75-10/86	BA32103	55	1452		ALT	<b>1A0935</b>
1600 N/L	03/79-10/86	BA32106	57	1570		ALT	<b>1A0935</b>
<b>KALINA</b>							
1.6	10/04-		60	1596	<b>RR1434</b>	ALT, (-PS) ALT, (PS) CA	<b>5K0884</b> <b>5K1125</b>
<b>NIVA (2121)</b>							
1600	12/76-03/95	BA32121	54-56	1569		ALT PS	<b>1A0940</b> <b>3A1050</b>
1700 i, 1700 i 4x4	06/96-	BA321214	59-60	1690		ALT	<b>1A0940</b>
1900 Diesel	01/93-	XUD9A	47	1905		VACP ALT	<b>1A0650</b> <b>4K1230</b>
	01/99-	XUD9SD	55	1905	<b>RR1004</b> <b>RR1004K1</b> <b>RR1004K2</b>	01/1994⇨ ⇨12/1993	
					<b>RR1004</b> <b>RR1004K1</b>	ALT	<b>4K1230</b>
<b>NIVA II (2123)</b>							
1.7	09/02-		59	1690		ALT	<b>1A0940</b>
<b>NOVA</b>							
1200 Junior/L	09/81-	BA32101	44	1198	<b>RR1011</b>	ALT	<b>1A0940</b>
1300, 1300 Spezial/L	05/81-	BA32105	48	1294	<b>RR1011</b>	ALT	<b>1A0940</b>
1500	03/85-	BA32103, BA321083	49-55	1458		ALT	<b>1A0940</b>
1600	01/88-	BA32106	56	1570		ALT	<b>1A0940</b>
1700, 1700 i Classic	08/94-		62	1690		ALT	<b>1A0940</b>
<b>SAMARA</b>							
1.5	01/00-	VAZ-2111	57	1499	<b>RR1434</b>	ALT CA	<b>6K0698</b>
1100	02/88-	BA321081	39-43	1100		ALT, (CARBURETOR), ⇨05/1995 ALT, (PETR-INJ), ⇨05/1995	<b>1A0710</b> <b>4K0698</b>
					<b>RR1434</b>	CA	
1300	01/86-	BA32108, BA321115	45-50	1288		ALT, (CARBURETOR) ALT, (PETR-INJ), ⇨12/1997	<b>1A0710</b> <b>4K0698</b>
					<b>RR1434</b>	CA	
1500	01/88-	BA321083, BA32111	50-53	1500		ALT, (CARBURETOR) ALT, (PETR-INJ), ⇨12/1997	<b>1A0710</b> <b>4K0698</b>
					<b>RR1434</b>	CA	
<b>TOSCANA</b>							
1300	12/85-	BA32105	48	1294	<b>RR1011</b>	ALT	<b>1A0940</b>
1500	09/83-02/93	BA32103	55	1458		ALT	<b>1A0940</b>
<b>LANCIA</b>							
<b>A 112</b>							
0.9 Junior	03/81-06/86	A112A.000, A112A5.000, A112B2.000	29	903		ALT	<b>1A0813</b>
1.0 LX	03/84-12/86	A112B1.000	35	965		ALT	<b>1A0813</b>
<b>BETA</b>							
2000	04/79-10/86	828B1.000	85	1995		ALT ALT, (PS) ALT, (AC) PS AC PS, (AC)	<b>1A1100</b> <b>1A1140</b> <b>1A1225</b> <b>3A0825</b> <b>3A1825</b> <b>3A1825</b>
<b>DEDRA (835)</b>							
1.6	04/93-07/99	159B9.000, 835C1.000	55-66	1581		PS AC ALT ALT, (PS) ALT, (PS), (AC)	<b>1A0690</b> <b>3A1025</b> <b>4K0920</b> <b>5K0920</b> <b>5K0962</b>
					<b>RR1386</b> <b>RR1386K1</b>		
1.6 16V	01/96-07/99	182A4.000	76	1581		AC ALT CA	<b>4K0962</b> <b>5K0940</b>
					<b>RR1201</b> <b>RR1201K1</b>	CA CA	







RO-DRIVE™



ROFAN™

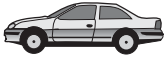





## LANCIA

### DEDRA (835)

↙ 1.6 i.e.

	08/89-03/93	835A1.046	57	1581		PS AC ALT ALT, (PS) ALT, (PS), (AC)	1A0735 3A1025 4K0920 5K0920 5K0962
	08/89-06/94	835A1.000	66	1581	RR1386 RR1386K1		
	03/96-07/99	182A2.000	83	1747	RR1386K1		
1.8 16V LE					RR1203 RR1203K1 RR1473	ALT ALT, AC CA CA BS	7K1080 7K1950
1.8 GT 16V	03/96-07/99	183A1.000	96	1747		ALT ALT, AC CA CA, ⇨04/1998 CA, 04/1998⇨ BS	7K1080 7K1950
1.8 i.e.	09/89-07/99	835A2.046	77	1756	RR1203 RR1203K1 RR1203K2 RR1473	PS, (AC) PS AC ALT, ⇨07/1991 ALT, AC, ⇨07/1991 ALT, 08/1991⇨ ALT, AC, 08/1991⇨	3A0750 3A0835 3A0850 4K1045 4K1054 5K1040 5K1060
	08/93-07/99	835C5.000	66-74	1756	RR1384 RR1469	BS	
						PS, (AC) PS AC ALT ALT, AC	3A0750 3A0835 3A0850 5K1040 5K1060
1.9 TDS	04/89-07/99	835A4.046, 835A4.000, 160D1.000	66	1929	RR1376 RR1376K1	PS, MTR-NO 1096005⇨ PS, ⇨MTR-NO 1096004 ALT ALT, (AC), ⇨MTR-NO 0933346 ALT, (AC), MTR-NO 0933347⇨ AC	1A0725 1A0735 5K0906 5K0962 5K0975 5K0990
	07/94-07/99	160D1.000, 835A4.000	66	1929	RR1376 RR1376K1	PS ALT, ⇨MTR-NO 1723043 ALT, MTR-NO 1723044⇨ AC ALT, (AC), ⇨MTR-NO 1723043 ALT, (AC), MTR-NO 1723044⇨	1A0735 5K0900 5K0915 5K0940 5K0975 5K0990
2.0 Integrale, 2.0 16V, 2.0 HV Integrale, 2.0 i.e. Turbo +	11/90-07/99	836A3.000, 835A7.046, 835A8.046	102-124	1995	RR1384 RR1469	PS, (AC) AC PS ALT ALT, (AC)	3A0750 3A0850 3A0875 5K1040 5K1060
						BS	
2.0 i.e.	09/89-07/99	835A5.046	83	1995	RR1384 RR1469	PS, (AC) PS AC ALT ALT, AC	3A0750 3A0835 3A0850 5K1040 5K1060
						BS	
<b>DELTA I (831AB0)</b>							
1.3	09/79-08/92	831A2.000, 831B.000	55-58	1301	RR1001	ALT	1A0825
1.5	09/79-12/92	831A1.000, 831B1.000	63	1498	RR1394	ALT, CH-NO 214280⇨ ALT, ⇨CH-NO 214279 ALT, CH-NO 214280⇨, (AUTOM)	1A0825 1A0850 1A0850
1.6 GT	11/82-04/86	831A4.000	77	1585		AC ALT	1A0775 1A1050
1.6 GT i.e., 1.6 HF Turbo	10/83-05/93	149C2.000, 831B7.000, 831A7.000, 831B7.000,	66-122	1585		PS, (AC) AC PS ALT, (PS), (AC)	1A0813 1A0825 1A0825 1A0913



					RO-DRIVE™		ROFAN™
<b>LANCIA</b>							
<b>DELTA I (831AB0)</b>							
1.9 Turbo DS	10/86-12/89	831B7.046	59	1929		ALT	1A0940
2.0 16V HF Evo Integrale	06/93-01/94	831E5.000, 831E5.046	155	1995	RR1175	PS ALT	1A0735 5K1350
2.0 16V HF Integrale	03/89-09/91	831D5.000	144	1995	RR1175	ALT 10/1989⇒	5K1345
2.0 HF Integrale	11/86-12/92	831C5.046, 831C5.000, 831B5.000	122-133	1995	RR1384	ALT 10/1989⇒	5K1345
<b>DELTA II (836)</b>							
1.4 i.e.	10/94-08/99	160A1.046, 836A4.000	51	1372	RR1386 RR1386K1	PS PS, (AUTOM) ALT AC ALT, (AC) ALT, (PS) ALT, (PS), (AC)	1A0685 1A0735 1A0865 3A1050 4K0962 5K0925 5K0962
1.6 i.e.	06/93-08/99	835C1.000	55	1581	RR1386 RR1386K1	PS AC ALT ALT, (PS) ALT, (PS), (AC)	1A0690 3A1025 4K0920 5K0920 5K0962
	01/96-08/99	182A6.000, 182A4.000	66-76	1581	RR1201 RR1201K1	PS AC ALT	3K0670 4K0962 5K0940
1.8 i.e.	06/93-08/99	835C2.000	76	1756	RR1384	PS, (AC) AC PS ALT	3A0750 3A0850 3A0875 5K1040
	07/94-08/99	835C4.000, 836C4.000, 836A6.000	66	1756	RR1384	PS, (AC), ⇒12/1996 AC, ⇒12/1996 PS, ⇒12/1996 ALT, ⇒12/1996 ALT, (AC), ⇒12/1996 ⇒12/1996	3A0750 3A0850 3A0875 5K1040 5K1054
1.8 i.e. 16V	03/96-08/99	182A2.000	83	1747	RR1203 RR1203K1 RR1473	ALT ALT, AC CA CA BS	7K1080 7K1950
1.8 i.e. 16V GT	03/96-08/99	183A1.000	96	1747	RR1203 RR1203K1 RR1203K2 RR1473	ALT ALT, AC CA CA, ⇒04/1998 CA, 04/1998⇒ BS	7K1080 7K1950
1.9 TD	10/94-08/99	835A4.000, 160D1.000	66	1929	RR1376 RR1376K1	PS ALT AC ALT, AC	1A0725 5K0900 5K0940 5K0970
2.0 16V	06/93-08/99	836A3.000, 836A2.000	102-137	1995	RR1175 RR1469	AC PS, AC PS ALT ALT, AC BS	1A0850 3A0750 3A0875 5K1040 5K1054
	07/96-08/99	175A4.000	142	1995	RR1175		
<b>DELTA III</b>							
1.4	09/08-	198A4.000, 198A1.000	88-110	1368	RR1089 RR1089K1	ALT CA CA	5K1150
1.9 D Multijet	01/09-	844A1.000	140	1910	RR1050	CA	
2.0 D Multijet	09/08-	198A5.000	121	1956	RR1050	CA	
<b>KAPPA</b>							
2.0 16V Turbo	02/95-10/01	838A4.000	151	1995	RR1175	PS AC ALT	3A0750 3A0875 5K1100





RO-DRIVE™



ROFAN™

## LANCIA

### KAPPA

2.0 20V, 2.0 20V Turbo	10/94-10/01	838A1.000, 838A6.000	107-162	1998	RR1200	ALT, 01/1995⇨ ALT, AC, 01/1995⇨	6K1038 6K1685
2.4 20V	08/94-10/01	838A2.000	129	2446	RR1203	ALT ALT, AC	6K1038 6K1685
2.4 JTD	06/98-10/01	838A8.000	100	2387	RR1039 RR1039K1	ALT, PS, (-AC) ALT, PS, AC	6K1105 6K1740
2.4 T.DS	08/94-10/01	838A3.000, 838A7.000	91	2387	RR1132 RR1182 RR1182K1	ALT, PS, (-AC), ⇨01/1997, ⇨MTR-NO 0597296 ALT, PS, (-AC), 01/1997⇨, MTR-NO 0597297⇨ ALT, PS, AC, ⇨01/1997, ⇨MTR-NO 0597296 ALT, PS, AC, 01/1997⇨, MTR-NO 0597297⇨ CA, ⇨MTR-NO 130185 CA, MTR-NO 130186⇨ CA, MTR-NO 130186⇨	6K1070 6K1105 6K1720 6K1740
3.0 24V	08/94-10/01	838B.000	150	2959		ALT, PS, AC, ⇨CH-NO 2051776, ⇨12 /1996	7K1980

### LYBRA

1.6 16V	07/99-	182A4.000	76	1581	RR1201 RR1201K1	PS AC ALT CA CA	3K0670 4K0962 5K0940
1.8 16V	07/99-	839A7.000, 839A4.000, 839A9.000	96	1747	RR1203 RR1203K2 RR1473	ALT, PS, (-AC), MTR-NO 2850152⇨, 03 /2002⇨ ALT, PS, (-AC), ⇨MTR-NO 2850151, ⇨02/2002 ALT, PS, AC, MTR-NO 2850152⇨, 03 /2002⇨ CA CA BS	6K1060 6K1080 6K1965
1.9 JTD	07/99-	937A2.000, AR32302, AR37101	77-85	1910	RR1039 RR1039K2	ALT, (-AC) ALT, (AC) CA CA	6K1038 6K1836
2.0 20V	09/00-	182B7.000, 185A8.000	110-113	1998	RR1200	ALT, (AC) ALT, (-AC) PS CA	6DK1225 6K0698 6K1138
2.4 JTD	07/99-09/00	839A5.000, AR32501	99	2387	RR1039 RR1039K1	ALT, (-AC) ALT, (AC) CA CA	6K1105 6K1760
	09/00-	839A6.000, 841C.000	103-110	2387	RR1039 RR1039K1	ALT, PS, AC	6K1760

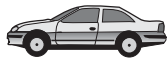
### MUSA

1.3 D Multijet	10/04-	188A9.000	51	1248		ALT, (-AC) ALT, AC	6K1180 6K1310
1.4	10/04-	843A1.000	70	1368	RR1089 RR1089K1	ALT, (-AC) ALT, AC	4K0673 5K1145
	09/05-	350A1.000	57	1368	RR1041	ALT, (-AC) ALT, (AC) CA	4K0665 5K1145
1.9 D Multijet	10/04-	188B2.000	74	1910	RR1039 RR1039K2	ALT, AC	6K1195

### PHEDRA (179)

2.0	09/02-	RFN/Endura- DE (TCI)	100	1997	RR1126 RR1126K1	ALT, PS ALT, PS, AC	6K1190 6K1705
2.0 JTD	07/03-	RHM, RHW	79-80	1997	RR1079 RR1079K1	ALT, PS, AC	6K1740
	06/06-	RHK	88	1997	RR1059 RR1059K1	ALT MTR-CODE DW10BTED4 FAP	6K1217
2.2 JTD	09/02-	4HW	94	2179		ALT, PS, AC	6K1740





RO-DRIVE™



ROFAN™

## LANCIA

### PHEDRA (179)

					RR1099 RR1099K1	⇒04/2004	
3.0 V6	09/02-	ES9J4S	150	2946		ALT, PS, AC	6K1590
					RR1451		

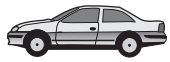
### PRISMA (831AB0)

1.3	01/83-02/92		58	1301		ALT ALT, (AUTOM)	1A0825 1A0838
					RR1001		
1.5	01/83-04/86	831A1.000	63	1498		ALT ALT, (AUTOM)	1A0825 1A0850
					RR1394		
	09/85-02/92	831B1.048, 138C2.048	55	1498		ALT ALT, (AUTOM), 06/1986⇒ ALT, (AUTOM), ⇒06/1986	1A0825 1A0838 1A0850
					RR1394		
	08/86-02/92	831B1.000	59	1498		ALT ALT, (AUTOM)	1A0825 1A0838
					RR1394		
1.6	01/83-04/86	831A4.000	77	1585		AC PS, 01/1986⇒, (CAT), (AC) AC, 01/1986⇒ PS, 01/1986⇒ ALT, (PS), 01/1986⇒, (AC) ALT, 01/1986⇒ ALT	1A0775 1A0813 1A0825 1A0825 1A0913 1A0940 1A1050
1.6 i.e.	05/86-12/89	831B7.000	80	1585		AC ALT, (PS), (AC) ALT, (AUTOM) ALT	1A0825 1A0913 1A0920 1A0940
1.6, 1.6 i.e. Super	08/86-02/92	831B6.000, 149C2.000	66-73	1585		PS, (AC) AC PS ALT, (PS), (AC) ALT	1A0813 1A0825 1A0825 1A0913 1A0940
1.9 Diesel, 1.9 Turbo Diesel	01/83-02/92	831D.000, 831D1.000	48-59	1911		PS ALT	1A0740 1A0913
2.0 i.e. 4WD	04/86-12/89	831B4.000	85	1995		ALT, PS	5K1345
					RR1384		

### THEMA (834)

2000 16V Turbo , 2000 i.e. 16V, 2000 i.e. 16V Turbo	12/88-05/92	834C1.000, 834B2.246, 834C1.246	104-133	1995		PS, (AC) PS, (1.HYDP) PS AC ALT 10/1989⇒, MTR-NO 1036641⇒ BS	3A0750 3A0800 3A0850 3A0875 4K1100
					RR1175 RR1469		
2000 16V Turbo, 2000 Turbo 16V	10/92-07/94	834F2.000	148	1995		PS, (AC) PS AC ALT	3A0750 3A0850 3A0875 5K1100
					RR1175		
2000 16V, 2000 Turbo, 2000 i.e. 16V Turbo	01/89-07/94	834C1.246, 834F1.000, 834C.246	112-130	1995		PS, (AC) PS AC ALT 10/1989⇒ BS	3A0750 3A0850 3A0875 5K1100
					RR1175 RR1469		
2000 i.e.	03/86-05/92	834B.048, 843B.146	83-85	1995		HYDP, PS PS, (AC) PS AC ALT CA BS	1A0750 1A0775 1A0825 1A0838 1A1090
					RR1384 RR1469		
	11/84-09/88	834B.000	88	1995		PS, (AC) PS AC ALT, MTR-NO 036302⇒ ALT, (AC) ALT, ⇒MTR-NO 036301 CA	1A0775 1A0825 1A0838 1A1090 1A1090 1A1125
					RR1384		
2000 i.e. 16V, 2000 i.e. 16V Turbo	05/88-06/90	834B2.000, 834C1.000	108-133	1995		MTR-NO 1036641⇒, 10/1989⇒ BS	
					RR1175 RR1469		
2000 i.e. Turbo	11/84-12/87	834C.000	122	1995		HYDP, PS PS, (AC) PS AC ALT	1A0750 1A0775 1A0825 1A0838 1A1090





RO-DRIVE™



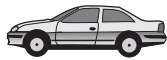
ROFAN™

## LANCIA

### THEMA (834)

					RR1384 RR1469	CA BS	
2000 i.e.Turbo	07/86-05/90	834C.146	110	1995		HYDP, PS, ⇨12/1988 PS, ⇨12/1988, (AC) PS, ⇨12/1988 AC, ⇨12/1988 ALT, ⇨12/1988 PS, (AC), 01/1989⇨ PS, (1.HYDP), 01/1989⇨ PS AC, 01/1989⇨ ALT, 01/1989⇨	1A0750 1A0775 1A0825 1A0838 1A1090 3A0750 3A0800 3A0850 3A0875 4K1100
					RR1384 RR1469	BS	
2500 Turbo D	11/84-09/88	8144.91	74	2445		ALT, WP HYDP AC, ⇨12/1986 AC, ⇨MTR-NO 752412, 01/1987⇨ WP, ⇨11/1986 AC, MTR-NO 752413⇨, 01/1987⇨ WP, 11/1986⇨	1A0635 1A0715 1A0775 1A0813 1A0925 3A0825 3A0925
2500 Turbo DS	03/87-05/92	8144.97, 8144.97	74-85	2499		ALT, WP HYDP AC, ⇨MTR-NO 752412 AC, MTR-NO 752413⇨ WP	1A0635 1A0715 1A0813 3A0825 3A0925
	05/88-07/92	8144.97S	77	2500		AC ALT	3A0825 5K0890
	05/92-07/94	8144.97Y	85	2500	RR1217	AC ALT	3A0825 5K0890
					RR1217 RR1217K1		
2850 V6 i.e.	06/88-05/92	834E.146	108	2849		PS AC ALT ALT, ⇨RICAMBI-NO 0247473, (AUTOM)	1A0690 3A1400 7K1220 7K1220
	11/84-09/88	834E.000	110	2849		PS DYN, ⇨12/1986 AC ALT, 12/1986⇨ ALT, ⇨RICAMBI-NO 0247473, 12 /1986⇨, (AUTOM)	1A0690 3A1225 3A1400 7K1220 7K1220
3000 V6	09/92-07/94	834F.000	126	2959		PS, (-LC) PS, (LC) ALT, (-AC) ALT, (AC)	4K0770 4K0785 7K1175 7K1240
8.32	09/87-05/92	F105L, F105L046	151-158	2927		PS ALT, WP, (-AC)	3K0850 4K1245
<b>THESIS (841AX)</b>							
2.0 Turbo	07/02-	841E.000	136	1998		ALT	6K1693
					RR1163		
2.4	07/02-	841D.000	125	2446		ALT, (AC)	6K1693
					RR1203		
2.4 D Multijet	04/06-	841P.000	136	2387		ALT, PS, AC CA	6K1740
					RR1050		
2.4 JTD	07/02-	841C.000	110	2387		ALT, PS, AC	6K1740
					RR1039 RR1039K1	MTR-CODE 841C.000	
	05/03-	841G.000	129	2387		ALT, PS, AC OE-NO 55187103	6K1740
					RR1449		
3.0 V6	07/02-	841A.000	158	2959		ALT, PS, AC	6K2000
3.2 V6	05/03-	841L.000	169	3179		ALT, PS, AC	6K2000
<b>TREVI (828DB)</b>							
2000 i.e.	05/80-01/87	828B4.000	90	1995		ALT ALT, (PS) ALT, (AC) PS AC PS, (AC)	1A1100 1A1140 1A1225 3A0825 3A1825 3A1825
<b>Y (840A)</b>							
1.1	11/95-09/03	176B2.000	40	1108		PS ALT, (-AC) ALT, (AC) AC	3K0915 4K0673 4K0698 4K0841
					RR1130 RR1130K1	MTR-NO 9042884⇨ MTR-NO 9042884⇨	





RO-DRIVE™



ROFAN™

## LANCIA

Y (840A)

					RR1151 RR1151K1	⇒MTR-NO 9042883 ⇒MTR-NO 9042883		
1.2	03/96-09/03	840A3.000, 188A4.000	44	1242		PS, ⇒07/2000 PS, (-AC), 08/2000⇒, ⇒07/2003 ALT, (-AC), ⇒MTR-NO 714685 ALT, (AC), 11/1997⇒, CH-NO 3200924⇒ ALT, (AC), ⇒10/1997, ⇒CH-NO 3200923 AC, 11/1997⇒, ⇒07/2000, CH-NO 3200924⇒ AC, ⇒10/1997, ⇒CH-NO 3200923 ALT, PS, AC, 01/2002⇒, ⇒09/2003 ALT, PS, AC, 08/2000⇒, ⇒12/2001	3K0915 3K0915 4K0673 4K0698 4K0715 4K0841 4K0855 5K1570 5K1585	
1.2 16V	04/97-09/03	176B9.000	63	1242		PS ALT, (-AC) ALT, (AC) AC, MTR-NO 3200924⇒ AC, ⇒MTR-NO 3200923	3K0915 4K0673 4K0715 4K0841 4K0855	
	10/00-09/03	188A5.000	59	1242	RR1089 RR1089K1	PS ALT, (-AC) ALT, (AC), ⇒MTR-NO 616579	3K0915 4K0673 5K1585	
1.4 12V	10/96-09/03	840A2.000	55-59	1370	RR1202 RR1202K1	ALT, (-AC) CA CA	6K1045	
<b>Y10 (156)</b>								
1.0 Fire, 1.0 Fire 4WD	03/85-02/92	156A2.000, 156A2.246	33	999	RR1447 RR1447K1			
1.0 Fire, 1.0 Fire KAT, 1.0 Fire 4WD	03/85-02/92	156A2.000, 156A2.100, 156A2.246	32-37	999		ALT ALT	1A0675 3K0690	
1.0 Turbo	03/85-02/89	156A1.000	62	1049	RR1447 RR1447K1			
1.1 Avenue, 1.1 Avenue 4WD	01/95-12/95	176B2.000	40	1108	RR1326	ALT	1A1000	
1.1 i.e, 1.1 i.e. 4WD, 1.1 i.e. Fire, 1.1 i.e. Fire 4WD	07/89-12/95	156C.000, 156C.046	37-42	1108	RR1151 RR1151K1	ALT, (AC) ALT, (-AC) AC, ⇒MTR-NO 5088940 AC, MTR-NO 5088941⇒ CA CA	3K0690 4K0673 4K0815 4K0825	
1.3 i.e. Fire	11/87-12/95	156B.000, 146A5.046	53-56	1301	RR1447K1	CA		
					RR1373	ALT	1A1000	
<b>YPSILON</b>								
1.2	10/03-	188A4.000	44	1242		ALT, (-AC) ALT, (AC)	4K0665 5K1145	
					RR1015 RR1015K1 RR1041	CA, MTR-CODE 188 A4.000, ⇒MTR-NO 2533528 CA, MTR-CODE 188 A4.000, ⇒MTR-NO 2533528 CA, MTR-CODE 188 A4.000, MTR-NO 2533529⇒		
		188A5.000	59	1242	RR1089 RR1089K1	ALT, (-AC) ALT, AC	4K0673 5K1145	
1.3 D Multijet, 1.3 JTD	10/03-	199A2.000, 199A3.000, 188A9.000	51-66	1248		ALT, (-AC) ALT, (AC)	6K1180 6K1310	
1.4	02/06-	350A1.000	57	1368		ALT, (-AC) ALT, (AC) CA	4K0673 5K1145	
1.4 16V	10/03-	843A1.000	70	1368	RR1041			
					RR1089 RR1089K1	ALT, (-AC) ALT, AC	4K0673 5K1145	



					RO-DRIVE™		ROFAN™
---	---	---	---	---	-----------	---	--------

**LANCIA**







<b>ZETA (220)</b> 2.0 16V	05/98-07/00	RFV	97	1998	RR1157 RR1157K1	ALT, PS, (-AC) ALT, PS, AC	6K1165 6K1605	
	07/00-09/02	RFN/Endura- DE (TCI)	100	1997	RR1126 RR1126K1	ALT, PS, (-AC) ALT, PS, AC	6K1190 6K1705	
	2.0 JTD	09/99-09/02	RHW	80	1997	RR1079 RR1079K1 RR1139 RR1139K1	ALT, PS, (-AC) ALT, PS, AC, (SANDEN) ALT, PS, AC, (DELPHI) MTR-CODE RHW (2V) (2V)	6K1468 6K1740 6K1750
		04/00-09/02	RHZ	80	1997	RR1139	ALT, (-AC) ALT, (AC), OE-NO 9644846680 ALT, (AC), OE-NO 71749452 CA	6K1468 6K1740 6K1750
	2.0 Turbo	05/95-09/02	RGX	108	1998	RR1029 RR1029K2	ALT, PS, (-AC), 70 A, ⇨02/1997 ALT, PS, (-AC), 80 A, 90 A, ⇨02/1997 ALT, PS, (-AC), 03/1997⇨ ALT, PS, AC, 03/1997⇨ ALT, PS, AC, ⇨02/1997	6K1070 6K1075 6K1165 6K1605 6K1660
	2.1 TD	05/96-09/99	P8C	80	2088	RR1282 RR1282K1	ALT, PS, (-AC) ALT, PS, AC	6K1105 6K1740

**LAND ROVER**

<b>88/109</b> 2.3	09/63-12/86		51	2286		ALT, ⇨12/1983 PS, ⇨12/1983 PS, (AC) DYN, WP ALT ALT, (AC) PS PS, (AC)	1A1050 3A0750 3A0800 1A0913 1A1025 1A1050 3A0750 3A0800
	2.3 D	09/63-12/86	46	2286		VACP, 01/1983⇨ VACP, (PS), (AC), 01/1983⇨ ALT, ⇨12/1983 ALT, (AC), 01/1983⇨ PS, ⇨12/1983 PS, (AC), 01/1983⇨ AC, 01/1983⇨, SP, (AC)	1A0675 1A0715 1A1025 1A1050 3A0750 3A0800 3A0925
<b>DEFENDER</b> 2.5 4x4	09/90-12/94	17H	61	2495		ALT, (-AC) ALT, (AC) PS, (-AC) PS, (AC)	1A1025 1A1050 3A0750 3A0800
2.5 90 TDI, 2.5 100 TDI	09/90-	16L, 23L, 11L	83	2495	RR1159	ALT, MTR-CODE 11L PS, MTR-CODE 11L AC, MTR-CODE 16L ALT, MTR-NO 16L25165⇨, MTR-CODE 16L CA, 01/1995⇨	1A1025 3A0725 4K1325 7K1580
<b>DISCOVERY I</b> 2.0 16 V	09/93-10/98		99	1994		ALT, (-AC) ALT, (AC)	6K1370 6K1750
2.5 TDI	10/89-10/98	12L, 19L, 21L, 17L	83	2496		ALT PS AC	1A0613 3A1025 3A1350
3.5	10/89-06/94	22D	113	3531		ALT PS AC FAN	1A0675 3A0925 3A1000 3A1000
<b>DISCOVERY II</b> 2.5 TDI	10/95-	22L, 19L	90	2496	RR1159	AIRC ALT, 01/1996⇨ CA	4K1325 7K1580
<b>DISCOVERY II (LJ, LT)</b> 2.0 16 V	06/94-		99	1994		ALT, (-AC) ALT, (AC)	6K1370 6K1750
2.5 TDI	08/96-	19L, 17L, 12L,	83	2495		AIRC	4K1325





					RO-DRIVE™		ROFAN™
---	---	---	---	---	-----------	---	--------

## LAND ROVER

### DISCOVERY II (LJ, LT)

		21L				RR1159	ALT, 01/1996⇨ CA	7K1580
4.0 V8	11/98-		136	3950			MTR-CODE 56D, ALT, (AC), (LC)	7K2710

### FREELANDER

1.8 16V, 1.8 i 16V	02/98-11/00		88	1796		RR1150 RR1150K1	PS ALT ALT, AC CA, (AUTOM-TP) CA, (AUTOM-TP)	3K0750 5K0736 5K1190
	02/98-	18K4F	86-88	1796		RR1150 RR1150K1	PS ALT, (-AC) ALT, AC, ⇨CH-NO YA999999 ALT, AC, CH-NO 1A000001⇨ CA, (AUTOM-TP) CA, (AUTOM-TP)	3K0750 5K0736 5K1190 5K1200
2.0 DI	02/98-		72	1994		RR1096 RR1097	ALT ALT, AC INJP CA, MTR-NO 18N000243⇨, 17N000187⇨	6K1185 6K1460
2.0 Td4	11/00-		80-82	1951			AC ALT	5K0875 5K2030
2.5 V6	11/00-	25K4F	130	2497			ALT, (AC)	6K1560

### FREELANDER 2 (FA\_)

2.2 TD4	10/06-		112-118	2179			ALT	6K1743
3.2	10/06-		171	3192			ALT	6K1200

### RANGE ROVER I (AE, AN, HAA, HAB, HAM, HBM, RE, RN)

2.4 Diesel	04/86-12/90	11A	78	2376			AC PS ALT, (AC) ALT, (LHD) ALT	1A0675 3A0875 3A1000 3A1175 3A1200
2.5 TDi 4x4	09/91-04/94	14L	83	2495			AC PS ALT, (LHD)	3A1350 4K0841 5K1140
3.5	08/81-09/90	11D	93	3528			ALT, (AC) ALT AC PS JP, (AC) AC FAN, (AC)	1A0675 1A1225 3A0850 3A0925 3A0925 3A1000 3A1000
	10/85-09/90	25D, 24D, 31D	107-120	3528			ALT PS JP AC FAN	1A0675 3A0925 3A0925 3A1000 3A1000
3.9 KAT, 3.9 Vogue SEI	11/88-07/94	35D, 36D, 37D, 38D	127-134	3950			ALT, ⇨04/1992 PS JP AC FAN ALT, 05/1992⇨	1A0675 3A0925 3A0925 3A1000 3A1000 4K1260
4.3 Vogue LSE	09/92-07/94	40D	149	4275			PS JP AC FAN ALT, 05/1992⇨	3A0925 3A0925 3A1000 3A1000 4K1260

### RANGE ROVER II (LP)

2.5 D	08/94-03/02	14L	83	2496		RR1159	AC, OE-NO STC3397, OE-NO 1128 2245850 AC, OE-NO STC2326 ALT, MTR-CODE BMW CA	4K0841 4K0855 5K1815
2.5 TD	07/94-03/02	256T	100	2497			AC, MTR-CODE BMW AC, OE-NO STC2326 ALT, MTR-CODE BMW	4K0841 4K0855 5K1815

### RANGE ROVER III (LM)

3.0 TD 6	03/02-		130	2926			AC	5K0813
----------	--------	--	-----	------	--	--	----	--------

## LEXUS

### ES (F1, F2)

250	12/89-09/91		118	2507			PS ALT	3K0760 6K1050
300	09/91-12/97	3VZ-FE	138	2959			PS ALT	4K0800 6K1050



					RO-DRIVE™		ROFAN™
---	---	---	---	---	-----------	---	--------

**LEXUS**

<b>GS (GRS., UZS.)</b>							
430	04/05-	3UZ-FE	208	4293		ALT	6K2120
450 h	02/06-	2GR-FSE	218	3456		ALT	6K1930
<b>IS</b>							
200	04/99-	1G-FE	114	1988		AC ALT	4K0900 4K1070
<b>LS</b>							
400	12/94-08/97	1UZ-FE	194	3969		ALT, (LHD)	6K2245
460	04/06-	1UR-FSE	280	4608		ALT	6K2100
<b>RX</b>							
3.0 2WD	07/00-03/03	1MZ-FE	148	2995		PS ALT	4K0875 6K1038
300, 300 V6	10/00-	1MZ-FE	148-150	2995		PS ALT	4K0875 6K1038
350	02/06-	2GR-FE	203	3456		ALT	6K1038

**LINCOLN**

<b>NAVIGATOR</b>							
5.4, 5.4 Allroad	05/97-		224	5403		ALT, 12/2005⇒	6K2585

**LOTUS**

<b>ELISE</b>							
1.8	05/02-		118	1796		ALT, (-AC) ALT, (AC)	5K0736 5K1150
1.8 16V	08/95-11/00	18K4F	88	1796		ALT, (-AC)	5K0736

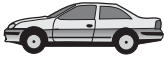





**MARUTI**

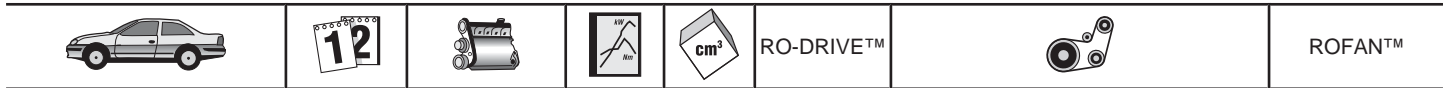
<b>800</b>							
0.8	01/91-	F8B	26	796	RR1337	ALT CA	1A0838

**MAZDA**

<b>121 I (DA)</b>							
1.1	10/87-10/90	B116, B1	42	1139	RR1387 RR1453 RR1453K1	ALT ⇒CH-NO 124778 CH-NO 124779⇒ 01/1990⇒	1A0888
1.3	10/87-11/90	B3	40-44	1324	RR1387 RR1453 RR1453K1	ALT ⇒CH-NO 124778 CH-NO 124779⇒ CH-NO 124779⇒	1A0888
<b>121 II (DB)</b>							
1.3 16V	11/90-03/96	B3	39-53	1324	RR1387 RR1453 RR1453K1	PS ALT AC PS, (AC) ⇒CH-NO 124779 CH-NO 124779⇒	4K0850 4K0875 4K0875 4K0962
<b>121 III (JASM, JBSM)</b>							
1.25	03/96-	DHG/Zetec-SE SEFI, DHF/Zetec-SE SEFI	55	1242	RR1018 RR1018K1 RR1018K2	ALT ALT, PS ALT, AC ⇒MTR-NO 7203 MTR-NO 7204⇒	6K1180 6K1750 6K1775
1.3	03/96-		37-44	1299		ALT, (-PS), (AC) ALT, (PS), (-AC) ALT, (PS), (AC)	6K1440 6K1733 6K1900
1.8 D	03/96-	RTJ/Endura-DE, RTK/Endura-DE	44	1753	RR1191(SET) RR1191K2 RR1191K4	PS ALT, (-PS), (-AC) ALT, (PS), (AC) 01/1998⇒ ⇒12/1997	5K0675 5K0884 5K1140
<b>2</b>							
1.25	04/03-	FUJA	55	1242	RR1018 RR1018K2	ALT, (PS), (AC) ALT, (PS), (-AC) CA CA	6K1019T1 6K1042T1
1.3	10/07-		55-63	1349		ALT	6K1840
1.4	04/03-	FXJA	59	1388	RR1018 RR1018K2	ALT, (PS), (AC) ALT, (PS), (-AC) CA CA	6K1019T1 6K1042T1
1.4 CD	04/03-	F6JB, F6JA	50	1399		ALT, (-AC) ALT, (AC)	6K1345 6K1705

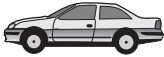







					RO-DRIVE™		ROFAN™
<b>MAZDA</b>							
2 ↘							
1.4 MZR-CD	01/08-		50	1399	RR1079 RR1079K2	CA CA ALT, (-AC) ALT, (AC)	6K0800 6K0976
1.6	04/03-	FYJA	74	1596	RR1079 RR1079K2	CA CA ALT, (PS), (AC) ALT, (PS), (-AC)	6K1019T1 6K1042T1
					RR1018 RR1018K2	CA CA	
3							
1.4	02/04-		59	1388		ALT, (PS), (AC) ALT, (PS), (-AC)	6K1019T1 6K1042T1
	10/03-		62	1349	RR1018 RR1018K2	CA CA	
1.6	10/03-	Z6, B6ZE	77	1598		ALT, (-AC) ALT, (AC)	6K2055 6K2055
1.6 DI Turbo	06/04-	Y601	80	1560		ALT, (-AC) ALT, (AC)	6K0800 6K0976
					RR1058 RR1058K1	CA CA	
2.0, 2.0 MZR	10/03-	LF17	110	1999		ALT	6K1306
2.3, 2.3 MPS	10/03-		126-191	2261		ALT	6K2315
<b>323 C IV (BG)</b>							
1.3, 1.3 16V	09/89-07/94	B3E	49-54	1324		ALT AC, (-PS) PS AC, (PS)	3A0900 4K0885 4K0890 4K1000
					RR1453 RR1453K1		
1.6, 1.6 16V	09/89-10/94	B6, B6E	62-65	1598		ALT AC, (-PS) PS AC, (PS)	3A0900 4K0885 4K0890 4K1000
					RR1453 RR1453K1		
1.7 D	08/89-07/94	PN54	41	1720		ALT PS, (TP) PS, (AC)	3A0900 3A0925 3A1075
1.8 16V	09/89-03/93	BP31, BP22	103	1840		ALT PS, (-AC) PS, (AC)	3A0900 4K0890 4K1015
					RR1284 RR1284K1 RR1453 RR1453K1	CA, CRS: DOHC CA, CRS: DOHC CA, CRS: SOHC/OHC CA, CRS: SOHC/OHC	
1.8 16V 4WD	11/91-12/93	BP	76	1840		ALT PS AC	3A0900 4K0890 4K1015
					RR1453 RR1453K1		
1.8 16V GT, 1.8 16V Turbo 4WD	09/89-07/94	BP	94-136	1840		ALT PS AC	3A0900 4K0890 4K1015
					RR1284 RR1284K1		
<b>323 C V (BA)</b>							
1.3 16V	08/94-09/98	B3	54	1324		AC, ⇨CH-NO 344369 ALT PS, (-AC) PS, (AC), (MANA) PS, (AC), (JCS)	4K0875 4K0885 4K0890 4K0990 4K1000
					RR1453 RR1453K1		
1.5 16V	08/94-09/98	Z5-DE	65	1489		ALT PS, (-AC) PS, (AC), (-AIRC) PS, (AC), (AIRC)	4K0885 4K0890 4K0990 4K1000
					RR1091 RR1192	CH-NO BA1-...605121⇨ ⇨CH-NO BA1-...605120	
1.8 16V	08/94-09/98	BP-ZE	84	1840		ALT PS, (-AC) AC, (PS), (MANA) AC, (PS), (JCS)	4K0885 4K0890 4K0990 4K1000
					RR1284 RR1284K1		
↘							









MAZDA							
323 F IV (BG) 1.6, 1.6 16V	09/89-10/94	B6, B6E	62-65	1598		ALT AC, (-PS) PS AC, (PS)	3A0900 4K0885 4K0890 4K1000
					RR1453 RR1453K1		
	08/89-07/94		76	1840		ALT PS AC	3A0900 4K0890 4K1000
					RR1453 RR1453K1		
1.8 4WD	08/89-07/94		76	1840		ALT PS AC	3A0900 4K0890 4K1000
					RR1453 RR1453K1		
1.8 16V, 1.8 16V GT	08/89-07/94	BP, BP31	94-103	1840		ALT PS, (-AC) PS, (AC) CA, CRS: DOHC	3A0900 4K0890 4K1015
					RR1284 RR1284K1	CA, CRS: DOHC	
323 F V (BA) 1.5 16V	07/94-09/98	Z5-DE	65	1489		ALT PS, (-AC) PS, (AC), (-AIRC) PS, (AC), (AIRC)	4K0885 4K0890 4K0985 4K1000
					RR1091 RR1192	CH-NO BA1-...605121⇨ ⇨CH-NO BA1-...605120	
	08/94-09/98	BP-ZE	84	1840		ALT PS, (-AC) PS, (AC), (MANA) PS, (AC), (JCS)	4K0885 4K0890 4K0990 4K1000
					RR1284 RR1284K1		
1.8 16V	08/94-09/98	BP-ZE	84	1840		ALT PS, (-AC) PS, (AC), (MANA) PS, (AC), (JCS)	4K0885 4K0890 4K0990 4K1000
					RR1284 RR1284K1		
2.0 24V	08/94-09/98	KF	106	1995		PS ALT ALT, AC	4K0925 5K0860 5K1015
323 F VI (BJ) 1.4	01/01-05/04	B3	53	1324		ALT PS, (-AC) PS, (AC)	4K0885 4K0890 4K1000
					RR1453 RR1453K1		
	09/98-01/01	B3ME	54	1324		AC, (-PS), (-AIRFILTER), CH-NO BA...-344 370⇨ AC, (-PS), ⇨CH-NO BA...-344 369	4K0850 4K0870
						ALT AC, (-PS), CH-NO BA...-344 370⇨, (AIRFILTER) PS, (AC), CH-NO BA...-344 370⇨ PS, (AC), ⇨CH-NO BA...-344 369	4K0885 4K0890 4K0990 4K1000
					RR1453 RR1453K1		
	09/98-01/01		65	1498		ALT PS, (-AC) PS, (AC)	4K0885 4K0890 4K1000
					RR1091	CA	
	01/01-05/04	ZM	70-72	1598		ALT PS, (-AC) PS, (AC)	4K0885 4K0890 4K1000
					RR1091	CA	
	09/98-01/01		84	1840		ALT PS, (-AC) PS, (AC)	4K0925 5K1030 5K1165
					RR1152 RR1152K1	CA CA	
	01/01-05/04	FS7G, FS7E	96	1991		ALT PS, (-AC) PS, AC	4K0925 5K1030 5K1165
					RR1272 RR1272K1	CA CA	
	09/98-05/04	RF1G	52	1998		ALT, (-AC), 2X ALT, AC, 2X VACP, 2X	1A0888 1A1050 3A0850
09/98-01/01		66	1998		ALT, (-AC) ALT, (AC) VACP, 2X	2X3A0900 2X3A1050 3A0850	
				RR1100 RR1100K1	CA CA		
01/01-05/04	RF4F	74	1998		ALT, (-AC) ALT, (AC) CA CA	2X3A0900 2X3A1050	
				RR1100 RR1100K1			



					RO-DRIVE™		ROFAN™
<b>MAZDA</b>							
<b>323 I (FA)</b> ↩ 1.5	04/82-05/86	D5	52	1490		ALT AC PS AC, (PS) ⇒CH-NO BF563073 CH-NO BF563074⇒	1A0960 3A1125 4K1045 4K1190
					RR1387 RR1453		
<b>323 II (BD)</b> 1.3	11/80-10/89	E3	50	1296		ALT AC CA, ⇒CH-NO BF...-563073 CA, CH-NO BF...-563074⇒ CA, CH-NO BF...-563074⇒	1A0960 3A1125
					RR1387 RR1453 RR1453K1		
1.5	03/82-09/86	E5	65	1490		ALT AC PS AC, (PS) ⇒CH-NO BF563073 CH-NO BF563074⇒	1A0960 3A1125 4K1045 4K1190
					RR1387 RR1453		
<b>323 III (BF, BW)</b> 1.1	09/85-10/89	E1	40	1071		ALT, 04/1987⇒ ALT, ⇒04/1987 AC, ⇒04/1987 PS, 04/1987⇒ AC, 04/1987⇒ PS, 04/1987⇒ AC, 04/1987⇒, (PS) PS, ⇒04/1987 AC, ⇒04/1987, (PS) ⇒CH-NO BF563073 CH-NO BF563074⇒	1A0888 1A0960 3A1125 4K0875 4K0890 4K0890 4K0985 4K1045 4K1190
					RR1387 RR1453		
1.3	08/85-05/89	E3	44	1296		ALT, 04/1987⇒ ALT, ⇒04/1987 AC, ⇒04/1987 PS, 04/1987⇒ AC, 04/1987⇒ PS, ⇒04/1987 AC, ⇒04/1987, (PS) ⇒CH-NO BF563073 CH-NO BF563074⇒ PS, 04/1987⇒	1A0888 1A0960 3A1125 4K0875 4K0890 4K1045 4K1190
					RR1387 RR1453		4K0890
1.4	09/87-10/89	B3	44	1324		ALT PS AC AC, (PS) ⇒CH-NO BF563073 CH-NO BF563074⇒ CH-NO BF563074⇒	1A0888 4K0875 4K0890 4K0990
					RR1387 RR1453 RR1453K1		
1.5	09/87-10/89	B5	54	1498		ALT ALT, 01/1989⇒ PS AC PS AC, (PS) ⇒CH-NO BF563073 CH-NO BF563074⇒ CH-NO BF563074⇒	1A0888 3A0900 4K0875 4K0890 4K0890 4K0985
					RR1387 RR1453 RR1453K1		
	08/85-09/91	B53, B50, E5	54-55	1490		ALT, 04/1987⇒ ALT, ⇒04/1987 ALT, 01/1989⇒ AC, ⇒04/1987 PS, 04/1987⇒ AC, 04/1987⇒ PS, 04/1987⇒ AC, 04/1987⇒, (PS) PS, ⇒04/1987 AC, ⇒04/1987, (PS) ⇒CH-NO BF563073 CH-NO BF563074⇒ CH-NO BF563074⇒	1A0888 1A0960 3A0900 3A1125 4K0875 4K0890 4K0890 4K0985 4K1045 4K1190
					RR1387 RR1453 RR1453K1		
1.5 i	08/85-05/89	E5E3	70	1490		RR1387 RR1453 RR1453K1 CH-NO BF563074⇒	
1.5 i Turbo	08/85-05/89	E5E2	85	1490		ALT, 03/1987⇒ ALT, ⇒03/1987 AC, ⇒03/1987	1A0888 1A0960 3A1125
1.6	09/86-10/95	B65M, B6E	63	1598		ALT, ⇒01/1989 ALT, 01/1989⇒ PS, ⇒01/1989	1A0888 3A0900 4K0875



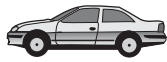
					RO-DRIVE™		ROFAN™
---	---	---	---	---	-----------	---	--------

**MAZDA**

323 III (BF, BW)

	09/87-10/89	B68	54	1597	RR1387	CH-NO BF143150⇒, ⇒CH-NO BF563073	
					RR1453 RR1453K1	CH-NO BF563074⇒ CH-NO BF563074⇒	
1.6 4x4	05/90-03/93	B65M, B6E	63	1598		ALT, ⇒01/1989 PS, ⇒01/1989	1A0888 4K0875
					RR1387 RR1453 RR1453K1	CH-NO BF143150⇒, ⇒CH-NO BF563073 CA, CH-NO BF563074⇒ CA, CH-NO BF563074⇒	
1.6 GT	11/86-10/89	B6	63	1597		ALT AC PS	3A0900 4K0890 4K0890
					RR1387 RR1453 RR1453K1	⇒CH-NO BF563073 CH-NO BF563074⇒ CH-NO BF563074⇒	
1.6 GT	01/86-12/88	B6	77	1598		ALT ALT, 01/1989⇒ PS AC, 04/1987⇒ PS, 04/1987⇒ AC, 04/1987⇒, (PS) PS, (AC)	1A0888 3A0900 4K0875 4K0890 4K0890 4K0985 4K0985
					RR1387 RR1453 RR1453K1	CH-NO BF-143150⇒, ⇒CH-NO BF-563073 CH-NO BF-563074⇒ CH-NO BF-563074⇒	
1.6 GT Turbo 4WD	10/87-11/91	B6	103	1598		ALT AC, (-PS) PS, (-AC) ALT, (PS), (AC)	1A0888 3A0950 4K0875 4K0975
					RR1387 RR1453 RR1453K1	CH-NO BF143149⇒, ⇒CH-NO BF400000 CH-NO BF400000⇒ CH-NO BF563074⇒	
1.6 GT Turbo, 1.6 GT Turbo 4WD	10/85-11/91	B6	103-110	1597		ALT, ⇒05/1989 PS, (-AC), ⇒05/1989 PS, (-AC), ⇒05/1989 PS, (AC), ⇒05/1989	1A0888 4K0875 4K0890 4K0975
					RR1284K1 RR1387 RR1453	CH-NO BF143149⇒, ⇒CH-NO BF400000 CH-NO BF400000⇒	
1.7 D	01/87-05/89	PN46	40-42	1720		ALT PS, (TP) PS, (AC)	3A0875 3A0925 3A1060
					RR1284K1	MTR-CODE B6 Turbo	
1.7 D	09/86-03/93	PN27 PN26, PN54	40-42	1720		ALT, ⇒12/1989 ALT PS, (TP)	3A0875 3A0900 3A0925 3A1075
					RR1284K1	PS, ⇒12/1989, (AC)	
323 P V (BA) 1.3 16V	10/96-	B3	54	1324		AC, (-PS), (-AIRFILTER), CH-NO BA...-344 370⇒ AC, (-PS), ⇒CH-NO BA...-344 369 ALT AC, (-PS), (AIRFILTER), CH-NO BA...-344 370⇒	4K0850 4K0870 4K0885 4K0890
					RR1453 RR1453K1	PS, (AC), CH-NO BA...-344 370⇒ PS, (AC), ⇒CH-NO BA...-344 369	4K0990 4K1000
1.5 16V	10/96-	Z5-DE	65	1489		ALT PS, (-AC) PS, AC, (-AIRC) PS, AC, (AIRC)	4K0885 4K0890 4K0990 4K1000
					RR1091 RR1192	CA, CH-NO BA1-...605121⇒ CA, ⇒CH-NO BA1-...605120	
2.0 D	10/96-	RF1G	52	1998		ALT, (-AC), 2X ALT, AC, 2X VACP, 2X	1A0888 1A1050 3A0850
323 S IV (BG) 1.3, 1.3 16V	09/89-06/91	B3E, B383, B3	49-54	1324		ALT	3A0900





RO-DRIVE™



ROFAN™

## MAZDA

### 323 S IV (BG)

						AC, (-PS) PS AC, (PS)	4K0885 4K0890 4K1000
					<b>RR1453</b> <b>RR1453K1</b>		
1.6, 1.6 16V	08/89-10/94	B6, B6E	62-65	1598		ALT AC, (-PS) PS AC, (PS)	3A0900 4K0885 4K0890 4K1015
					<b>RR1453</b> <b>RR1453K1</b>		
1.7 D	08/89-07/94	PN62, PN46, PN54	41	1720		ALT PS	3A0900 3A0925
1.8 16V	08/89-07/94	BP52	76	1840		ALT PS AC	3A0900 4K0890 4K1015
					<b>RR1453</b> <b>RR1453K1</b>		
1.8 16V GT	06/89-07/94	BP	94	1840		ALT PS, (-AC) PS, (AC)	3A0900 4K0890 4K1015
					<b>RR1284</b> <b>RR1284K1</b> <b>RR1453</b> <b>RR1453K1</b>	CA, CRS: DOHC CA, CRS: DOHC CA, CRS: SOHC/OHC CA, CRS: SOHC/OHC	
1.8 16V Turbo 4WD	01/91-07/94	BPTurbo	120	1840		ALT PS	3A0900 4K0890
					<b>RR1284</b> <b>RR1284K1</b>		

### 323 S V (BA)

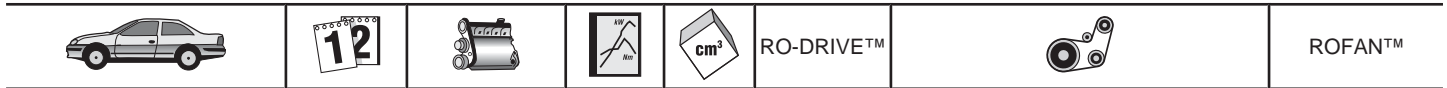
1.3 16V	08/94-09/98	B3	54	1324		AC, (-PS), (-AIRFILTER), CH-NO BA...-344 370⇒ AC, (-PS), ⇒CH-NO BA...-344 369 ALT PS, (-AC) PS, (AC), CH-NO BA...-344 370⇒ PS, (AC), ⇒CH-NO BA...-344 369	4K0850 4K0870 4K0885 4K0890 4K0990 4K1000
					<b>RR1453</b> <b>RR1453K1</b>		
1.5 16V	08/94-09/98	Z5-DE	65	1489		ALT PS, (-AC) PS, (AC), (-AIRC) PS, (AC), (AIRC)	4K0885 4K0890 4K0990 4K1000
					<b>RR1091</b> <b>RR1192</b>	CA, CH-NO BA1-...605121⇒ CA, ⇒CH-NO BA1-...605120	
1.6 TD	05/94-09/98	4EE1-T	60	1686		PS AC	1A0913 3A1138
					<b>RR1016</b> <b>RR1016K3</b>		
1.8 16V	08/94-09/98	BP-ZE	84	1840		ALT PS, (-AC) PS, (AC), (-AIRC) PS, (AC), (AIRC)	4K0885 4K0890 4K0990 4K1000
					<b>RR1284</b> <b>RR1284K1</b>		
2.0 D	10/96-09/98	RF1G	52	1998		ALT, (-AC), 2X ALT, AC, 2X VACP, 2X	1A0888 1A1050 3A0850

### 323 S VI (BJ)

1.4, 1.4 16V	09/98-05/04	B3, B3ME	53-54	1324		ALT PS, (-AC) PS, (AC)	4K0885 4K0890 4K1000
					<b>RR1453</b> <b>RR1453K1</b>		
1.5 16V	09/98-01/01		65	1498		ALT PS, (-AC) PS, (AC)	4K0885 4K0890 4K1000
					<b>RR1091</b>	CA	
1.6	01/01-05/04	ZM	70-72	1598		ALT PS, (-AC) PS, (AC)	4K0885 4K0890 4K1000
					<b>RR1091</b>	CA	
1.8 Protege	05/98-05/04		92	1840		ALT PS, (-AC) ALT, (AC)	4K0925 5K1030 5K1165
					<b>RR1152</b> <b>RR1152K1</b>	CA CA	
1.9 16V	09/98-05/04		84	1840		ALT	4K0925













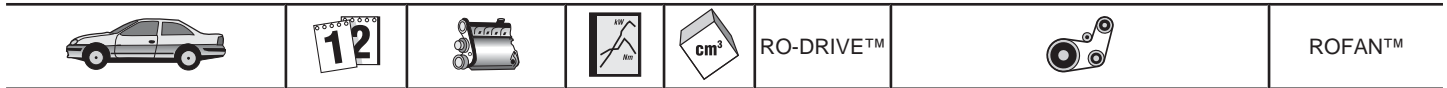
**MAZDA**

323 S VI (BJ)

						PS, (-AC) PS, (AC) CA CA	5K1030 5K1165
					<b>RR1152</b> <b>RR1152K1</b>		
2.0	01/01-05/04	FS7E, FS7G	96	1991		ALT PS, (-AC) PS, AC CA CA	4K0925 5K1030 5K1165
					<b>RR1272</b> <b>RR1272K1</b>		
2.0 D	09/98-05/04		52	1998		ALT, (-AC), 2X ALT, AC, 2X VACP, 2X	1A0888 1A1050 3A0850
2.0 DiTD	10/00-10/02	RF4F	74	1998		ALT, (-AC), 2X ALT, (AC), 2X CA	3A0900 3A1050
					<b>RR1100</b>		
2.0 TD	09/98-05/04		66	1998		ALT, (-AC) ALT, (AC) VACP, 2X CA CA	2X3A0900 2X3A1050 3A0850
					<b>RR1100</b> <b>RR1100K1</b>		
<b>5 (CR19)</b>							
1.8	03/05-	L823	85	1798		ALT	6K1306
2.0	03/05-	LFF7	107	1999		ALT	6K1306
<b>6 (GG, GY)</b>							
1.8	08/02-	L813	88	1798		ALT, WP, PS, (-AC) ALT, WP, PS, AC ALT, (-AC), ⇨02/2005 ALT, (AC), ⇨02/2005 ALT, (AC), 03/2005⇨, ⇨01/2008	6K2160 6K2260 6K2160 6K2250 6K2260
2.0	06/02-	LF18, LF17	104	1999		ALT, WP, PS, (-AC) ALT, WP, PS, AC	6K2160 6K2260
	03/05-	LFF7	108	1999		ALT	6K2260
2.0 DI	08/02-	RF5C	89-100	1998	<b>RR1055</b>	MTR-CODE RF5C	
2.3	12/05-		191	2261		ALT	6K2315
2.3, 2.3 AWD	06/02-	L3C1	118-122	2261		ALT, (-AC), ⇨02/2005	6K2215
3.0	07/03-02/05		162	2967		ALT	6K2100
<b>626 II (GC)</b>							
1.6	11/82-06/87	F6	55-75	1587		ALT, (-PS), (-AC), ⇨06/1985 ALT, (-PS), (-AC), 07/1985⇨ ALT, (PS), (-AC), ⇨06/1985 ALT, (PS), (-AC), 07/1985⇨	4K0815 4K0870 5K0975 5K1000
2.0	03/83-09/87	FE	74	1998		ALT, ⇨06/1985, (-PS), (-AC) ALT, 07/1985⇨, (-PS), (-AC) ALT, (PS), (-AC), ⇨06/1985 ALT, (PS), (-AC), 07/1985⇨ ALT, (-PS), (-AC), ⇨07/1985 ALT, (-PS), (-AC), 08/1985⇨ AC, (-PS) ALT, (PS), (-AC), ⇨07/1985 ALT, (PS), (-AC), 08/1985⇨ AC, (PS)	4K0815 4K0870 5K0975 5K1000 4K0810 4K0870 5K0950 5K0980 5K1010 5K1060
	01/85-09/87	FE	68-88	1998		ALT, (-PS), (-AC) AC, (-PS) ALT, (PS), (-AC) AC, (PS)	4K0870 5K0950 5K1010 5K1060
2.0 D	03/84-06/87	RF46	46	1998		ALT, (PS) VACP ALT, 2X	2X3A1050 3A0725 3A0925
<b>626 III (GD, GV)</b>							
1.6	06/87-05/92		60	1597		ALT, (-PS), (-AC) AC, (-PS) ALT, (PS), (-AC) AC, (PS)	4K0870 5K0950 5K1010 5K1060
1.8	09/87-05/92	F8	65-69	1789		ALT AC PS PS, AC	3K0765 5K0950 5K1010 5K1060
2.0 12V	09/87-01/90	FE	81	1998		ALT PS	3K0765 5K1010
					<b>RR1287</b> <b>RR1287K1</b>		
2.0 16V	11/87-05/92	FEKat.	103-109	1998		ALT AC PS PS, AC	3K0765 5K0950 5K1010 5K1060
					<b>RR1269</b> <b>RR1269K1</b>		
2.0 D	07/87-07/91	RF-N	44	1998		VACP	3A0725



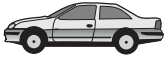





					RO-DRIVE™		ROFAN™
<b>MAZDA</b>							
<b>626 III (GD, GV)</b>							
						PS ALT, ⇨CH-NO 533018 AC	3A0850 3A0900 3A0900
2.0 D, 2.0 D Comprex	05/93-09/97	RFG5, RC-FX	55-60	1998		PS AC TURBOC	3A0850 3A0925 5K0675
2.0 i 16V	11/94-09/97		110	1998	RR1272K1		
2.0, 2.0 12V	09/87-09/97	FE	66-79	1998		ALT AC PS PS, AC (DOHC) (OHC)	3K0765 5K0950 5K1010 5K1060
					RR1269 RR1287 RR1287K1		
2.2 12V, 2.2 12V 4WD	11/87-11/96	F2, F2L1	85	2184		ALT AC PS PS, AC	3K0765 5K0950 5K1010 5K1060
<b>626 IV (GE)</b>							
1.8, 1.8 i	08/91-04/97	FP	66-77	1840		ALT PS, AC CA CA	4K0925 5K1150
					RR1152 RR1152K1		
2.0 D GLX Comprex	10/92-04/97	RFOHC	55	1998		PS AC TURBOC	3A0850 3A0925 5K0675
2.0 i, 2.0 i 4WD	01/92-04/97	FS	85	1991		ALT PS PS, AC CA CA	4K0925 5K1040 5K1150
					RR1272 RR1272K1		
2.5 24V	08/94-04/97	KL	120-121	2497		PS ALT ALT, AC	4K0925 5K0860 5K1015
<b>626 V (GF, GW)</b>							
1.8	05/97-10/02	FP, FP9A	66-74	1840		ALT PS, AC CA CA	4K0925 5K1150
					RR1152 RR1152K1		
2.0 DITD, 2.0 TD, 2.0 Turbo DI	04/98-10/02	RF3F, RF4F	66-81	1998		ALT, (-AC) ALT, (AC) CA CA	2X3A0900 2X3A1050
					RR1100 RR1100K1		
2.0, 2.0 H.P.	05/97-10/02	FS, FS2C	85-100	1991		ALT PS, AC CA CA, MTR-CODE FS	4K0925 5K1165
					RR1272 RR1272K1		
<b>929 I (LA)</b>							
2.0	05/79-07/86	MA, M	66	1970		PS AC ALT	3A0875 3A0900 3A0975
<b>929 II (HB, HV)</b>							
2.0, 2.0 i, 2.0 i GLX	01/83-12/87	FE, HEE, MA	66-88	1998		PS, 01/1987⇨ PS, ⇨12/1986 AC, ⇨12/1986 AC, 01/1987⇨ ALT, ⇨12/1986 ALT, 01/1987⇨	3A0825 3A0875 3A0900 3A0950 3A0975 3A1025
<b>929 III (HC)</b>							
2.0	06/87-12/88	FEFA, FE	85	1998		PS AC ALT	3A0825 3A0950 3A1025
					RR1287 RR1287K1		
2.2 12V, 2.2 i	05/87-04/89	F2E, F2, F21, F2-EGI	85-100	2184		PS AC ALT	3A0825 3A0950 3A1025
3.0	06/87-06/91	JE, JE3	125-140	2954		PS AC, (PS) ALT	3A0950 3A1000 3A1025
<b>B-SERIE (UF)</b>							
2.5 D 4WD	02/96-06/99		63	2500		ALT AC	2X3A1100 3A1000
<b>BT-50</b>							
2.5 CD 4WD	12/06-		105	2500		AC ALT, 2X	3A0975 3A1100
<b>CX-7</b>							
2.3 MZR DISI Turbo	10/07-	L3-VDT	190	2261		ALT, (MANL)	6K2315

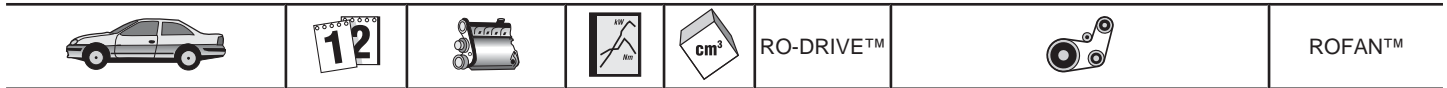


**MAZDA**

<b>DEMIO (DW)</b> ↩ 1.3 16V	08/98-	B3	46-53	1324		PS, (-AC) PS, (AC), 10/1999⇒ ALT PS, (AC), ⇒09/1999	4K0850 4K0875 4K0885 4K0950
					<b>RR1453</b> <b>RR1453K1</b>		
1.5 16V	04/00-		55	1498		ALT, 1X PS, (AC), 1X	4K0875 4K0875
					<b>RR1453</b> <b>RR1453K1</b>	CA CA	
<b>E-SERIE (SR1, SR2)</b> 2200 D 4WD	03/91-05/03	R207, R203	47	2184		AC PS ALT	3A0900 3A0950 3A1125
					<b>RR1431</b>		
E2000	03/91-05/94	FE61, FE60	60	1998		PS PS, (4WD) ALT, (4WD) ALT, (AC) AC ALT	3A0775 3A0825 3A0950 3A0950 3A0950 3A1000
	06/94-05/03	FE	70	1998		PS PS, (4WD) ALT, (4WD) ALT, (AC) AC ALT CA	3A0775 3A0825 3A0950 3A0950 3A0950 3A1000
					<b>RR1287</b>		
	11/84-04/89	FE18, FE58, FEV4	63	1998		PS PS, (4WD) ALT, (4WD) ALT, (AC) AC ALT 12/1987⇒ 12/1987⇒	3A0775 3A0825 3A0950 3A0950 3A0950 3A1000
					<b>RR1287</b> <b>RR1287K1</b>		
E2000 4WD	10/88-09/89	FEBN	60	1998			
					<b>RR1287</b> <b>RR1287K1</b>		
E2200 D	01/84-02/88	R207, R203	46	2169		PS, 01/1987⇒ AC PS, ⇒01/1987, (4WD) ALT	3A0875 3A0900 3A0950 3A1125
					<b>RR1431</b>		
	02/97-08/02	R2	52	2184		PS, (REAR-WHEEL DRIVE) PS PS, (4WD) ALT CA	3A0875 3A0900 3A0925 3A1175
					<b>RR1241</b>		
<b>FESTIVA</b> 1.3	04/89-10/90		48	1324		ALT CA, ⇒CH-NO DA13-124778 CA, CH-NO DA13-124779⇒ CA, CH-NO DA13-124779⇒	1A0888
					<b>RR1387</b> <b>RR1453</b> <b>RR1453K1</b>		
<b>MPV I (LV)</b> 2.5 TD	05/96-09/99		85	2500		ALT AC	2X3A1100 3A1000
3.0 i V6	03/95-09/99	JE94	109-113	2954		PS, 01/1996⇒ AC ALT, 01/1996⇒	3A0950 3A1000 3A1025
<b>MPV II (LW)</b> 2.0	09/99-07/02	FS, FS-DS	88-90	1991		ALT PS CA CA	4K0925 5K1165
					<b>RR1272</b> <b>RR1272K1</b>		
2.0 DI	07/02-	RF5C	100	1998			
					<b>RR1055</b>	CA, MTR-CODE RF5C	
2.5 V6	09/99-03/02	GY-DE	125	2495		ALT	6K2100
<b>MX-3 (EC)</b> 1.6 i	07/91-	B69	65	1598		ALT PS AC, ⇒10/1993 AC, 11/1993⇒ 11/1993⇒, CRS: DOHC 11/1993⇒, CRS: DOHC ⇒10/1993, CRS: SOHC/OHC ⇒10/1993, CRS: SOHC/OHC	4K0885 4K0890 4K1000 4K1015
					<b>RR1284</b> <b>RR1284K1</b> <b>RR1453</b> <b>RR1453K1</b>		
	01/94-	B6D	79	1598		ALT PS AC	4K0885 4K0890 4K1015



					RO-DRIVE™		ROFAN™
<b>MAZDA</b>							
<b>MX-3 (EC)</b>							
1.8 i V6	01/92-	K819, K838	95-98	1845	RR1284 RR1284K1	PS ALT ALT, AC	4K0925 5K0860 5K1015
<b>MX-5 I (NA)</b>							
1.6	05/90-04/98	B64F	66-85	1598	RR1284 RR1284K1	ALT PS, (-AC) PS, (AC) CA CA	3A0900 4K0855 4K0954
1.8	02/94-04/98	BPF1	96	1840	RR1284 RR1284K1	PS ALT CA CA	4K0855 4K0885
<b>MX-5 II (NB)</b>							
1.6 16V	05/98-10/05		81	1598	RR1284 RR1284K1	PS, (-AC) ALT PS, (AC)	4K0860 4K0885 4K0950
1.8	01/98-10/05		103-107	1839	RR1284 RR1284K1	PS, (-AC) ALT, WP PS, AC	4K0850 4K0890 4K0950
1.8 16V	05/98-10/05	BP-ZE	103	1840	RR1284 RR1284K1	PS, (-AC) ALT PS, (AC)	4K0860 4K0885 4K0950
1.9 16V	11/00-10/05		102-107	1840	RR1284 RR1284K1	PS, (-AC) ALT, WP PS, (AC)	4K0860 4K0885 4K0950
<b>MX-5 III (NC)</b>							
1.8	03/05-		93	1798		ALT, (-AC), 11/2005⇒ ALT, (AC), 11/2005⇒	6K2160 6K2245
2.0	03/05-		118	1999		ALT, (-AC), 11/2005⇒ ALT, (AC), 11/2005⇒	6K2160 6K2245
<b>MX-6 (GE6)</b>							
2.0	02/92-	FS	85	1991	RR1272 RR1272K1	ALT PS PS, AC CA CA	4K0925 5K1040 5K1150
2.5 24V, 2.5 i 24V	02/92-	KL	120-121	2497		PS ALT ALT, AC	4K0925 5K0860 5K1015
<b>PREMACY (CP)</b>							
1.8	07/99-	FP	74	1840	RR1152 RR1152K1	ALT PS, (-AC) PS, (AC) CA CA	4K0925 5K1030 5K1165
1.9	07/99-	FP	84	1840	RR1152 RR1152K1	ALT PS, (-AC) PS, (AC) CA CA	4K0925 5K1030 5K1165
2.0	11/01-	FS7E, FS7G	96	1991	RR1272 RR1272K1	ALT PS, (-AC) PS, (AC) CA CA	4K0925 5K1030 5K1165
2.0 TD	10/99-	RF4F	66-74	1998	RR1100 RR1100K1	ALT, (-AC) ALT, (AC) CA CA	2X3A0900 2X3A1050
<b>RX 7 I (SA)</b>							
Wankel	03/84-03/86	12AN2	83	1146		ALT AIRP, ⇒12/1985 AIRP, 01/1986⇒ AC, 01/1986⇒ PS AC, ⇒12/1985	1A0788 1A0888 1A0900 3A0975 3A1050 3A1075



MERCEDES-BENZ







**MAZDA**

<b>RX 7 II (FC)</b> Turbo	06/87-12/91	RE13B	133-147	1308		ALT, ⇨03/1989 ALT, 03/1989⇨ FAN, 03/1989⇨ FAN, ⇨03/1989 AC PS	1A0785 1A0800 1A0960 1A0975 3A0975 3A1050
Wankel	11/85-04/89	RE13B	110	1308		ALT, ⇨03/1989 ALT, 03/1989⇨ AIRC, ⇨12/1985 AIRC, 10/1986⇨, ⇨03/1989 AIRC, 03/1989⇨ AC, 01/1986⇨ PS AC, ⇨12/1985	1A0785 1A0800 1A0888 1A0900 1A0960 3A0975 3A1050 3A1075
<b>RX 7 III (FD)</b> Wankel Twin Turbo	07/92-	RE13B	176	1308		ALT PS PS, AC	5K1350 6K0923 6K1045
<b>RX 8 (SE17)</b> 2.6 Wankel	10/03- 10/03-		170 141	1308 1308		AC AC	4K0780 4K0780
<b>TRIBUTE (EP)</b> 2.0	03/00-		91	1989	RR1146	ALT, (AC) CA	6K2100
2.3 AWD	04/04-		110	2261		ALT, (-AC) ALT, (AC)	4K0938 5K1155
3.0 V6 24V 4WD	03/00-		145	2967		WP ALT	3K0690 6K2080
<b>XEDOS 6 (CA)</b> 1.6 16V	08/92-	B6, B69	79-83	1598	RR1284 RR1284K1	ALT PS, (-AC) PS, (AC)	4K0885 4K0890 4K1000
2.0 V6	01/92-	KF1	103-106	1995		PS ALT, (-AC) ALT, (AC)	4K0925 5K0860 5K1015
<b>XEDOS 9 (TA)</b> 2.0 24V	08/93-01/00	KF	105	1995		PS ALT, (-AC) ALT, AC ALT, AC	4K0925 5K0860 5K1000 5K1015
2.3 24V	02/95-01/00	KJ-ZEM	155	2255		ALT PS	7K1605 8K1635
2.5 24V	07/93-07/00	KL	123	2497		PS ALT, (-AC) ALT, AC ALT, AC	4K0925 5K0860 5K1000 5K1015
2.5 V6	07/00-	KL	120	2497		PS, MTR-CODE KLZ5 PS, MTR-CODE KL68, KLL2, KLR4 ALT, (-AC), MTR-CODE KL68, KLL2, KLR4 ALT, (-AC), MTR-CODE KLZ5 ALT, (AC), MTR-CODE KLZ5	4K0905 4K0925 5K0860 5K1000 5K1015

**MERCEDES-BENZ**

<b>100 (631)</b> D	12/90-12/94	OM616	41	2399		PS, OE-NO 0089972392 PS, OE-NO 0089976692 ALT	3A0650 3A0700 3A1015
	02/88-02/96	OM616, OM616.963	53-55	2399		ALT, WP, OE-NO 0059976892 ALT, WP, OE-NO 0059977192	3A1000 3A1015
<b>190 (W201)</b> 2.0	01/86-05/90 09/84-05/93	M102.924 M102.924, M102.962	75 75-87	1996 1996		AC ALT, 09/1984⇨ ALT, PS, 09/1984⇨ ALT, PS, AC, 09/1984⇨	3A0875 6K1020 6K1885 6K1980
D 2.0	08/83-08/93	OM601.911	53-55	1997		ALT ALT, PS ALT, PS, AC	6K1015 6K2050 6K2120
D 2.5	04/85-08/93	OM602.911	66-69	2497		ALT ALT, PS ALT, PS, AC	6K1015 6K2030 6K2100
E 1.8 (201.018)	04/90-08/93	M102.910	80	1797		ALT ALT, AC	6K1885 6K1980
E 2.0	01/85-08/93	M102.962, M102.961	83-87	1996		ALT ALT, PS	6K1020 6K1885



					RO-DRIVE™		ROFAN™
---	---	---	---	---	-----------	---	--------

## MERCEDES-BENZ

### 190 (W201)

	10/82-06/93	M102.961, M102.962	90	1996	ALT, PS, AC	6K1980
					ALT, ⇨08/1984	1A1005
					PS, ⇨08/1984	3A0750
					AC, ⇨08/1984	3A0875
					ALT, 09/1984⇨	6K1020
					ALT, PS, 09/1984⇨	6K1885
					ALT, PS, AC, 09/1984⇨	6K1980
			93	1996	ALT, WP, FAN, PS	6K1885
					ALT, WP, FAN, AC, PS	6K1980
E 2.3, E 2.3-16	04/84-08/93	M102.983, M102.985	97-136	2298	ALT	6K1015
					ALT, PS	6K1885
					ALT, PS, AC	6K1980
E 2.5-16	09/88-08/93	M102.990, M102.991	143-150	2498	ALT, PS	6K1885
					ALT, PS, AC	6K1980
E 2.6	09/86-08/93	M103.942	118-122	2597	ALT, PS, AC	6K2257
					ALT, PS, AC, (CAT)	6K2415
E Evolution II 2.5	05/90-08/93	M102.992	173	2498	ALT, (-AC)	6K1850
					ALT, (AC)	6K1950
Turbo-D 2.5	02/88-08/93	OM602.961	90-93	2497	ALT	6K1015
					ALT, PS	6K2030
					ALT, PS, AC	6K2100

### A-CLASS (W168)

A 140	07/97-08/04	M166.940, M166.960	60	1397	ALT, (-AC)	5K1290
					ALT, AC	5K1750
A 160	07/97-08/04	M166.960	75	1598	ALT, (-AC)	5K1290
					ALT, AC	5K1750
A 160 CDI	07/98-02/01	OM668.941, OM668.940	44	1689	ALT, (-AC)	5K1270
					ALT, AC	5K1720
	02/01-08/04	OM668.940	70	1689	ALT, AC	5K1715
A 170 CDI	07/98-02/01	OM668.940	66	1689	ALT, (-AC)	5K1270
					ALT, AC	5K1720
	02/01-08/04	OM668.942	70	1689	ALT, AC	5K1715
A 190	03/99-08/04	M166.990	92	1898	ALT, (-AC)	5K1290
					ALT, AC	5K1750
A 210	03/02-08/04	M166.995	103	2084	ALT, (-AC)	5K1290
					ALT, AC	5K1750

### A-CLASS (W169)

A 150	09/04-	M266.920, M266.940	70	1498	ALT, (-AC)	5K1300
A 160	04/09-		70	1498	ALT, (-AC)	5K1300
A 160 CDI	09/04-	OM640.942	60	1991	ALT, (AC)	5K1745
A 170	09/04-	M266.940	85	1699	ALT, (-AC)	5K1300
A 180 CDI	09/04-	OM640.940	80	1991	ALT, (AC)	5K1745
A 200 CDI	09/04-	OM640.941	103	1991	ALT, (AC)	5K1745
A 200, A 200 TURBO	09/04-	M266.960, M266.980	100-142	2034	ALT, (-AC)	5K1300

### B-CLASS (W245)

B 150	03/05-	M266.920	70	1498	ALT, (-AC)	5K1300
B 170	03/05-	M266.940	85	1699	ALT, (-AC)	5K1300
B 180 CDI	03/05-	OM640.940	80	1991	ALT, (AC)	5K1745
B 200 CDI	03/05-	OM640.941	103	1991	ALT, (AC)	5K1745
B 200, B 200 TURBO	03/05-	M266.960, M266.980	100-142	2034	ALT, (-AC)	5K1300

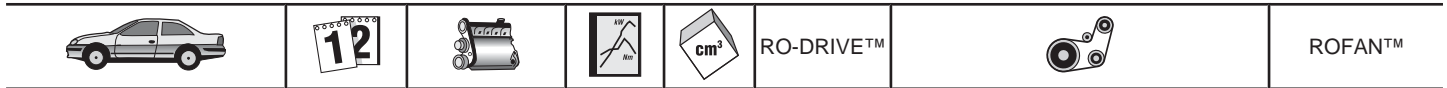
### C CLASS (W204)

C 180 Kompressor	01/07-	M271.952	115	1597	ALT	7K2418
C 200 CDI	01/07-	OM646.811	100	2148	ALT	6K2260
C 200 Kompressor	01/07-	M271.950	135	1796	ALT	7K2418
C 220 CDI	01/07-	OM646.811	125	2148	ALT	6K2260
	12/08-		125	2143	ALT	6K2155
C 230, C230 4-matic	01/07-	M272.921, M272.911	150	2496	ALT	6K2404
C 280	01/07-	M272.947	170	2996	ALT	6K2404
C 280 4-matic	07/07-	M272.947	170	2996	ALT, CH-NO A⇨, 10/2009⇨, (7-GEAR AUTOM)	6K2390
					ALT, CH-NO F 401191⇨, 09/2009⇨, (7-GEAR AUTOM)	6K2390
					ALT, CH-NO L 100000⇨, 10/2008⇨, (7-GEAR AUTOM)	6K2390
					ALT, CH-NO R 102607⇨, 11/2009⇨, (7-GEAR AUTOM)	6K2390
C 350, C350 4-matic	01/07-	M272.962, M272.971	200	3498	ALT	6K2404
C 63 AMG	02/08-	M156.985	336	6208	ALT	6K2360

### C CLASS T-Model (S204)

C 180 Kompressor	08/07-	M271.952	115	1796	ALT	7K2418
C 200 CDI	08/07-	OM646.811	100	2148	ALT	6K2260
C 200 Kompressor	08/07-	M271.950	135	1796	ALT	7K2418





MERCEDES-BENZ

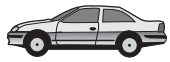
**MERCEDES-BENZ**

C CLASS T-Model (S204)						
C 220 CDI	08/07- 12/08-	OM646.811	125	2148	ALT	6K2260
			125	2143	ALT	6K2155
C 230	08/07-	M272.921	150	2496	ALT, (204.252), (204.254), (204.256)	6K2404
C 280	08/07-	M272.947	170	2996	ALT, (204.252), (204.254), (204.256)	6K2404
C 350	08/07-	M272.961	200	3498	ALT, (204.252), (204.254), (204.256)	6K2404
C 63 AMG	02/08-	M156.985	336	6208	ALT	6K2360
CABRIOLET (A124)						
300 CE-24	04/92-06/93	M104.980	162	2960	ALT, (-AC), (MANL), MTR-NO 004957⇒, ⇒MTR-NO 009076, (-CAT)	6K2205
					ALT, (-AC), (AUTOM), MTR-NO 021005⇒, ⇒MTR-NO 042810, (-CAT)	6K2205
					ALT, (AC), (AUTOM), MTR-NO 042811⇒, (-CAT)	6K2260
					ALT, (AC), (MANL), MTR-NO 009077⇒, (-CAT)	6K2260
					ALT, (-AC), (MANL), MTR-NO 009077⇒, (20)	6K2330
					ALT, (-AC), (AUTOM), MTR-NO 042811⇒	6K2330
					ALT, (-AC), (MANL), MTR-NO 004957⇒, ⇒MTR-NO 009076, (20)	6K2360
					ALT, (-AC), (AUTOM), MTR-NO 021005⇒, ⇒MTR-NO 042810, (20)	6K2360
					ALT, (AC), (AUTOM), MTR-NO 042811⇒, (20)	6K2415
					ALT, (AC), (MANL), MTR-NO 009077⇒, (20)	6K2415
					ALT, (AC), (AUTOM), ⇒MTR-NO 042810, (20)	6K2445
					ALT, (AC), (MANL), ⇒MTR-NO 009076, (20)	6K2445
C-CLASS (CL203, W203)						
C 180 Kompressor	05/02-	M271.921, M271.946	90-105	1796	ALT, WP, PS, AC	7K2418
C 200 CDI	09/00-	OM641.962, OM646.962	75-90	2148	ALT, (AC)	6K2260
C 200 Kompressor	05/00-05/02	M111.955	120	1998	AIRC	6K1352
					ALT, WP, PS, (-AC), (LC)	6K1760
					ALT, WP, PS, (-AC), (-LC)	6K1775
					ALT, WP, PS, (AC), (LC)	6K1863
C 200 Kompressor, C 200 CGI Kompressor	05/02-	M271.940, M271.942	120-125	1796	ALT, WP, PS, AC	7K2418
C 220 CDI	05/00-	OM611.962, OM611.963, OM646.963	105-110	2148	ALT, WP, PS, AC	6K2260
C 230 Kompressor	03/01-05/02	M111.981	145	2295	AIRC	6K1352
					ALT, WP, PS, (-AC), (LC)	6K1760
					ALT, WP, PS, (-AC), (-LC)	6K1775
					ALT, WP, PS, (AC), (LC)	6K1863
C 230 Kompressor , C 230 CGI Kompressor	05/02-	M271.940, M271.948	120-141	1796	ALT, WP, PS, AC	7K2418
C 230, C230 4-matic	01/05-	M272.920, M272.941	150-170	2496	ALT, WP, PS, AC	6K2415
C 240, C 240 4-matic	05/00-	M112.912, M112.916	125	2597	ALT, PS, AC, 03/2003⇒, CH-NO E 014992⇒	6K2380
					ALT, PS, AC, 03/2003⇒, CH-NO A 507496⇒	6K2380
					ALT, PS, AC, 03/2003⇒, CH-NO F 410069⇒	6K2380
					ALT, PS, AC, CH-NO R 108313⇒, 05 /2003⇒	6K2380
					ALT, PS, AC, ⇒02/2003, ⇒CH-NO E 014991	6K2390
					ALT, PS, AC, ⇒02/2003, ⇒CH-NO A 507495	6K2390
					ALT, PS, AC, ⇒02/2003, ⇒CH-NO F 410068	6K2390
					ALT, PS, AC, ⇒CH-NO R 108312, ⇒04 /2003	6K2390
C 270 CDI	12/00-	OM612.962	125	2685	ALT, WP, PS, AC	6K2260
C 280, C 280 4-matic	01/05-	M272.940, M272.970, M272.941	170	2996	ALT, WP, PS, AC	6K2415
C 30 CDI AMG	09/02-	OM612.990	170	2950	ALT, (AC)	6K2250
C 320, C 320 4-matic	05/00-	M112.946, M112.953	160	3199	ALT, PS, AC, 03/2003⇒, CH-NO E 014992⇒	6K2380
					ALT, PS, AC, 03/2003⇒, CH-NO A 507496⇒	6K2380









RO-DRIVE™









ROFAN™

**MERCEDES-BENZ**

**C-CLASS (W202)**

					(-AC), (-LC), (MANL), MTR-CODE 111.941, ⇒MTR-NO 028943	<b>6K2040</b>
					(-AC), (-LC), (AUTOM), MTR-CODE 111.941, ⇒MTR-NO 034154	<b>6K2040</b>
					(-AC), (LC), MTR-CODE 111.945	<b>6K2040</b>
					(-AC), (-LC), MTR-CODE 111.941, (MANL), MTR-NO 028944⇒	<b>6K2055</b>
					(-AC), (-LC), MTR-CODE 111.941, (AUTOM), MTR-NO 034155⇒	<b>6K2055</b>
					(-AC), (-LC), MTR-CODE 111.945	<b>6K2055</b>
					(AC), (LC), (MANL), MTR-CODE 111.941, ⇒MTR-NO 028943	<b>6K2140</b>
					(AC), (LC), (AUTOM), MTR-CODE 111.941, ⇒MTR-NO 034154	<b>6K2140</b>
					(AC), (LC), MTR-CODE 111.945	<b>6K2140</b>
					(AC), (-LC), MTR-CODE 111.941, (MANL), MTR-NO 028944⇒	<b>6K2155</b>
					(AC), (-LC), MTR-CODE 111.941, (AUTOM), MTR-NO 034155⇒	<b>6K2155</b>
					(AC), (-LC), MTR-CODE 111.945	<b>6K2155</b>
C 200 CDI	03/98-05/00	OM611.960	75	2151	ALT, (-AC), (LC)	<b>6K2160</b>
					ALT, (-AC), (-LC)	<b>6K2196</b>
					ALT, (AC), (LC)	<b>6K2240</b>
					ALT, (AC), (-LC)	<b>6K2271</b>
C 200 D	03/93-05/00	OM601.913	55	1997	ALT, PS	<b>6K2050</b>
					ALT, PS, AC	<b>6K2120</b>
	10/96-05/00	OM604.915	65	1997	ALT	<b>6K2050</b>
					ALT, AC	<b>6K2130</b>
C 200 Kompressor	10/95-05/00	M111.944	132-141	1998	PS, (LC)	<b>6K1760</b>
					PS	<b>6K1775</b>
					PS, AC, (LC)	<b>6K1863</b>
C 220	03/93-05/00	M111.961	110	2199	ALT, PS	<b>6K2040</b>
					ALT, PS, AC	<b>6K2140</b>
C 220 CDI	09/97-05/00	OM611.960	92	2151	ALT, (-AC), (LC)	<b>6K2160</b>
					ALT, (-AC), (-LC)	<b>6K2196</b>
					ALT, (AC), (LC)	<b>6K2240</b>
					ALT, (AC), (-LC)	<b>6K2271</b>
C 220 D	08/93-05/00	OM604.910	70	2155	ALT, PS	<b>6K2050</b>
					ALT, PS, AC	<b>6K2120</b>
C 230	06/96-06/97	M111.974	110	2295	ALT, (-AC), (-LC)	<b>6K2055</b>
					ALT, (AC), (LC)	<b>6K2140</b>
					ALT, (AC), (-LC)	<b>6K2155</b>
C 230 Kompressor	10/95-05/00	M111.975	142	2295	ALT, PS, (LC)	<b>6K1760</b>
					ALT, PS	<b>6K1775</b>
					ALT, PS, AC, (LC)	<b>6K1863</b>
C 240	06/97-05/00	M112.910	125	2398	ALT, PS, (-AC)	<b>6K2315</b>
					ALT, PS, (AC)	<b>6K2390</b>
C 250 D	05/93-05/00	OM605.910	83	2497	ALT, PS	<b>6K2080</b>
					ALT, PS, AC	<b>6K2140</b>
C 250 Turbo-D	10/95-05/00	OM605.960	110	2497	ALT, PS	<b>6K2080</b>
					AC	<b>6K2145</b>
C 280	05/93-05/00	M104.941	142	2799	ALT, ⇒12/1993, ⇒MTR-NO 004058, (MANL), ⇒MTR-NO 034966, (AUTOM)	<b>6K2080</b>
					ALT, (LC)	<b>6K2100</b>
					ALT, 03/1996⇒	<b>6K2130</b>
					ALT, ⇒03/1996, MTR-NO 004059⇒, (MANL), MTR-NO 034967⇒, (AUTOM)	<b>6K2150</b>
					ALT, AC, 03/1996⇒, (LC)	<b>6K2205</b>
					ALT, AC, 03/1996⇒	<b>6K2225</b>
					ALT, AC, (-LC), 03/1996⇒	<b>6K2245</b>
					ALT, AC, ⇒03/1996, MTR-NO 004059⇒, (MANL), MTR-NO 034967⇒, (AUTOM)	<b>6K2257</b>
	06/97-05/00	M112.920	145	2799	ALT, PS, (-AC)	<b>6K2315</b>
					ALT, PS, (AC)	<b>6K2390</b>
C 36 AMG	05/94-05/00		206	3606	ALT, 03/1996⇒, (LC)	<b>6K2100</b>
					ALT, 03/1996⇒	<b>6K2130</b>
					ALT, ⇒03/1996, MTR-NO 004059⇒, (MANL), MTR-NO 034967⇒, (AUTOM)	<b>6K2150</b>
					ALT, AC, (LC), 03/1996⇒	<b>6K2205</b>
					ALT, AC, 03/1996⇒	<b>6K2225</b>
					ALT, AC, (-LC), 03/1996⇒	<b>6K2245</b>
					ALT, AC, ⇒03/1996, MTR-NO 004059⇒, (MANL), MTR-NO 034967⇒, (AUTOM)	<b>6K2257</b>
C 43 AMG	08/97-05/00	M113.944	225	4266	ALT, PS, AC	<b>6K2390</b>
<b>C-CLASS T-Model (S203)</b>						
C 180 Kompressor	05/02-	M271.946	105	1796	ALT, WP, PS, AC	<b>7K2418</b>
C 200 CDI	03/01-	OM611.962	85-90	2148	ALT, WP, PS, AC	<b>6K2260</b>
C 200 Kompressor	03/01-05/02	M111.955	120	1998	AIRC	<b>6K1352</b>



					RO-DRIVE™		ROFAN™
---	---	---	---	---	-----------	---	--------

## MERCEDES-BENZ

### C-CLASS T-Model (S203)

					ALT, WP, PS, (-AC), (LC)	6K1760
					ALT, WP, PS, (-AC), (-LC)	6K1775
					ALT, WP, PS, (AC), (LC)	6K1863
C 200 Kompressor , C 200 CGI Kompressor	05/02-	M271.942, M271.940	120-125	1796	ALT, WP, PS, AC	7K2418
C 220 CDI	03/01-	OM611.962, OM646.963	105-110	2148	ALT, WP, PS, AC	6K2260
C 230	01/05-	M272.920	150	2496	ALT, WP, PS, AC	6K2415
C 230 Kompressor	02/04-	M271.948	141	1796	ALT, WP, PS, AC	7K2418
C 240, C240 4-matic	03/01-	M112.912, M112.916	125	2597	ALT, PS, AC, 03/2003⇒, CH-NO F 410069⇒	6K2380
					ALT, PS, AC, ⇒02/2003, ⇒CH-NO F 410068	6K2390
C 270 CDI	03/01-	OM612.962	125	2685	ALT, WP, PS, AC	6K2260
C 280, C280 4-matic	01/05-	M272.940, M972.941	170	2996	ALT, WP, PS, AC	6K2415
C 30 CDI AMG	01/03-	OM612.990	170	2950	ALT	6K2250
C 320, C 320 4-matic	03/01-	M112.946, M112.953	160	3199	ALT, PS, AC, 03/2003⇒, CH-NO F 410069⇒	6K2380
					ALT, PS, AC, ⇒02/2003, ⇒CH-NO F 410068	6K2390
C 350, C 350 4-motion	01/05-	M272.960, M272.970	200	3498	ALT, WP, PS, AC	6K2415

### CLC-CLASS

CLC 160	02/09-		95	1597	ALT, (AC)	7K2418
CLC 180 Kompressor	05/08-	M271.946	105	1796	ALT, (AC)	7K2418
CLC 200 CDI	05/08-	OM646.962	90	2148	ALT, (AC)	6K2260
CLC 200 Kompressor	05/08-	M271.955	135	1796	ALT, (AC)	7K2418
CLC 220 CDI	05/08-	OM646.963	110	2148	ALT, (AC)	6K2260
CLC 230	05/08-	M272.920	150	2496	ALT, AC	6K2415
CLC 350	05/08-	M272.960	200	3498	ALT, AC	6K2415

### CLK (A208, C208)

200	06/97-06/02	M111.945, M111.941	100	1998	(-AC), (LC), MTR-CODE 111.945	6K2040
					(-AC), (-LC), MTR-CODE 111.945	6K2055
					(AC), (LC), MTR-CODE 111.945	6K2140
					(AC), (-LC), MTR-CODE 111.945	6K2155
200 Kompressor	06/97-06/02	M111.956, M111.944	120-141	1998	PS, (-AC), (LC)	6K1760
					PS, (-AC), (-LC)	6K1775
					PS, (AC), (LC)	6K1863
230 Kompressor	06/97-06/00	M111.973, M111.975, M111.982	142-145	2295	PS, (-AC), (LC)	6K1760
					PS, (-AC), (-LC)	6K1775
					PS, (AC), (LC)	6K1863
320	06/97-06/02	M112.940	160	3199	ALT, PS, (-AC)	6K2315
					ALT, PS, (AC)	6K2390
430	07/98-06/02	M113.943	205	4266	ALT, PS, AC	6K2390

### CLK (A209, C209)

200 Kompressor	09/02-	M271.955, M271.940	120-135	1796	ALT, (AC)	7K2418
220 CDI	01/05-	OM646.966	110	2148	ALT, (AC), MTR-CODE 646.966	6K2260
240	06/02-	M112.912	125	2597	ALT, PS, (-AC)	6K2315
					ALT, PS, (AC), CH-NO F 050741⇒, 03 /2003⇒	6K2380
					ALT, PS, (AC), ⇒CH-NO F 050740, ⇒02 /2003	6K2390
	02/03-	M112.912	125	2597	ALT, PS, (-AC)	6K2315
					ALT, PS, AC, CH-NO T 001364⇒, 03 /2003⇒	6K2380
					ALT, PS, AC, CH-NO F 103001⇒, 01 /2004⇒	6K2380
					ALT, PS, AC, ⇒CH-NO T 001363, ⇒03 /2003	6K2390
270 CDI	10/02-	OM612.967, OM612.962	125	2685	ALT	6K2260
280	01/05-	M272.940	170	2996	ALT, WP, PS, AC	6K2415
320	06/02-	M112.955	160	3199	ALT, PS, AC, CH-NO F 050741⇒, 03 /2003⇒	6K2380
					ALT, PS, AC, ⇒CH-NO F 050740, ⇒02 /2003	6K2390
	02/03-	M112.955	160	3199	ALT, PS, AC, CH-NO T 001364⇒, 03 /2003⇒	6K2380
					ALT, PS, AC, CH-NO F 103001⇒, 01 /2004⇒	6K2380
					ALT, PS, AC, ⇒CH-NO T 001363, ⇒03 /2003	6K2390
350	01/05-	M272.960	200	3498	ALT	6K2415
500	06/02-	M113.968	225	4966	ALT, PS, AC	6K2380
	06/06-	M273.965	285	5461	ALT	6K2415

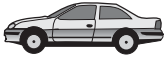








**MERCEDES-BENZ**

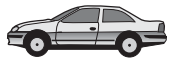
**MERCEDES-BENZ**

CLK (A209, C209)						
63 AMG	05/07-	M156.982	354-373	6208	ALT	6K2360
CLS (C219)						
280	07/08-	M272.943	170	2996	ALT	6K2415
350	10/04-	M272.964, M272.985	200-215	3498	ALT	6K2415
500	10/04-	M273.960, M113.967	225-285	5461	ALT, (219.375) ALT, (219.372)	6K2380 6K2415
CLS 55 AMG	01/05-	M113.990	350	5439	ALT	6K2445
CLS 63 AMG	04/06-	M156.983	378	6208	ALT	6K2360
COUPE (C124)						
220 CE	10/92-05/93	M111.960	110	2199	ALT, (-AC) ALT, (AC)	6K2040 6K2140
230 CE, 230 CE KAT	03/87-12/92	M102.982	97-100	2298	ALT ALT, PS ALT, PS, AC	6K1015 6K1885 6K1980
300 CE	03/87-05/93	M103.983	132-138	2960	ALT, (AC), (21) ALT, (AC), (20)	6K2257 6K2415
300 CE-24	09/89-12/92	M104.980	162	2960	ALT, (-AC), (MANL), MTR-NO 004957⇒, ⇒MTR-NO 009076, (-CAT) ALT, (-AC), (AUTOM), MTR-NO 021005⇒, ⇒MTR-NO 042810, (-CAT) ALT, (AC), (AUTOM), MTR-NO 042811⇒, (-CAT) ALT, (AC), (MANL), MTR-NO 009077⇒, (-CAT) ALT, (-AC), (MANL), MTR-NO 009077⇒, (20) ALT, (-AC), (AUTOM), MTR-NO 042811⇒ ALT, (-AC), (MANL), MTR-NO 004957⇒, ⇒MTR-NO 009076, (20) ALT, (-AC), (AUTOM), MTR-NO 021005⇒, ⇒MTR-NO 042810, (20) ALT, (AC), (AUTOM), MTR-NO 042811⇒, (20) ALT, (AC), (MANL), MTR-NO 009077⇒, (20) ALT, (AC), (AUTOM), ⇒MTR-NO 042810, (20) ALT, (AC), (MANL), ⇒MTR-NO 009076, (20)	6K2205 6K2205 6K2260 6K2260 6K2330 6K2330 6K2360 6K2360 6K2415 6K2415 6K2445 6K2445
320 CE (124.052)	10/92-05/93	M104.992	162	3199	ALT, PS, (-AC), (MANL), ⇒MTR-NO 004356 ALT, PS, (-AC), (AUTOM), ⇒MTR-NO 072236 ALT, PS, (-AC), (MANL), MTR-NO 005603⇒ ALT, PS, (-AC), (AUTOM), MTR-NO 102821⇒ ALT, PS, (-AC), (MANL), MTR-NO 004357⇒, ⇒MTR-NO 005602 ALT, PS, (-AC), (AUTOM), MTR-NO 072237⇒, ⇒MTR-NO 102820 ALT, PS, (AC), (MANL), ⇒MTR-NO 004356 ALT, PS, (AC), (AUTOM), ⇒MTR-NO 072236 ALT, PS, (AC), (MANL), MTR-NO 005603⇒ ALT, PS, (AC), (AUTOM), MTR-NO 102821⇒ ALT, PS, (AC), (MANL), MTR-NO 004357⇒, ⇒MTR-NO 005602 ALT, PS, (AC), (AUTOM), MTR-NO 072237⇒, ⇒MTR-NO 102820	6K2330 6K2330 6K2360 6K2360 6K2380 6K2380 6K2415 6K2415 6K2445 6K2445 6K2475 6K2475
E-CLASS (A124, C124, S124, W124)						
E 200 D (124.120)	06/93-06/95	OM601.912	55	1997	ALT ALT, PS ALT, PS, AC	6K1015 6K2050 6K2120
E 200, E 200 T	06/93-03/98	M111.940	100	1998	ALT, PS ALT, PS, AC	6K2040 6K2140
E 220, E 220 T	06/93-03/98	M111.960	110	2199	ALT, PS ALT, PS, AC	6K2040 6K2140
E 250 D, E 250 T D	07/93-06/95	OM605.911	83	2497	ALT, PS ALT, PS, AC	6K2080 6K2140
E 250 Turbo D	06/93-06/96	OM602.962	93	2497	ALT ALT, AC	6K2030 6K2100



					RO-DRIVE™		ROFAN™
<b>MERCEDES-BENZ</b>							
<b>E-CLASS (A124, C124, S124, W124)</b>							
 E 280, E 280 long, E 280 T	06/93-06/96	M104.942	142-145	2799		ALT, PS, (MANL), ⇨MTR-NO 005789 ALT, PS, (AUTOM), ⇨MTR-NO 048696 ALT, PS, (MANL), MTR-NO 005790⇨ ALT, PS, (AUTOM), MTR-NO 048697⇨ ALT, PS, AC, (MANL), ⇨MTR-NO 005789 ALT, PS, AC, (AUTOM), ⇨MTR-NO 048696 ALT, PS, AC, (MANL), MTR-NO 005790⇨ ALT, PS, AC, (AUTOM), MTR-NO 048697⇨	<b>6K2330</b> <b>6K2330</b> <b>6K2380</b> <b>6K2380</b> <b>6K2415</b> <b>6K2415</b> <b>6K2475</b> <b>6K2475</b>
E 300 4-matic, E 300 T 4-matic	06/93-06/96	M103.985	132	2960		ALT, (AC), (-LC) ALT, (AC), (LC)	<b>6K2257</b> <b>6K2415</b>
E 300 D, E 300 T D	06/93-06/96	OM606.910	100	2996		ALT, PS ALT, PS, AC	<b>6K2080</b> <b>6K2145</b>
E 300 T Turbo-D, E 300 T Turbo-D 4- matic	06/93-06/96	OM603.960, OM603.963	108	2996		ALT ALT, PS ALT, PS, AC	<b>6K1015</b> <b>6K2080</b> <b>6K2145</b>
E 300 TE-24 AMG	06/93-06/96	M104.980	162	2960		ALT, (-AC), (MANL), MTR-NO 004957⇨, ⇨MTR-NO 009076, (-CAT) ALT, (-AC), (AUTOM), MTR-NO 021005⇨, ⇨MTR-NO 042810, (-CAT) ALT, (AC), (AUTOM), MTR-NO 042811⇨, (-CAT) ALT, (AC), (MANL), MTR-NO 009077⇨, (-CAT) ALT, (-AC), (MANL), MTR-NO 009077⇨, (20) ALT, (-AC), (AUTOM), MTR-NO 042811⇨ ALT, (-AC), (MANL), MTR-NO 004957⇨, ⇨MTR-NO 009076, (20) ALT, (-AC), (AUTOM), MTR-NO 021005⇨, ⇨MTR-NO 042810, (20) ALT, (AC), (AUTOM), MTR-NO 042811⇨, (20) ALT, (AC), (MANL), MTR-NO 009077⇨, (20) ALT, (AC), (AUTOM), ⇨MTR-NO 042810, (20) ALT, (AC), (MANL), ⇨MTR-NO 009076, (20)	<b>6K2205</b> <b>6K2205</b> <b>6K2260</b> <b>6K2260</b> <b>6K2330</b> <b>6K2330</b> <b>6K2360</b> <b>6K2360</b> <b>6K2415</b> <b>6K2415</b> <b>6K2445</b> <b>6K2445</b>
E 320, E 320 T	06/93-03/98	M104.992, M104.995	162	3199		ALT, PS, (MANL), ⇨MTR-NO 004356 ALT, PS, (AUTOM), ⇨MTR-NO 072236 ALT, PS, (MANL), MTR-NO 005603⇨ ALT, PS, (AUTOM), MTR-NO 102821⇨ ALT, PS, (MANL), MTR-NO 004357⇨, ⇨MTR-NO 005602 ALT, PS, (AUTOM), MTR-NO 072237⇨, ⇨MTR-NO 102820 ALT, PS, AC, (MANL), ⇨MTR-NO 004356 ALT, PS, AC, (AUTOM), ⇨MTR-NO 072236 ALT, PS, AC, (MANL), MTR-NO 005603⇨ ALT, PS, AC, (AUTOM), MTR-NO 102821⇨ ALT, PS, AC, (MANL), MTR-NO 004357⇨, ⇨MTR-NO 005602 ALT, PS, AC, (AUTOM), MTR-NO 072237⇨, ⇨MTR-NO 102820	<b>6K2330</b> <b>6K2330</b> <b>6K2360</b> <b>6K2360</b> <b>6K2380</b> <b>6K2380</b> <b>6K2380</b> <b>6K2415</b> <b>6K2415</b> <b>6K2445</b> <b>6K2445</b> <b>6K2475</b> <b>6K2475</b>
E 36 AMG, E 36 T AMG	05/94-03/98		200	3606		ALT, PS, AC	<b>6K2445</b>
E 420	06/93-06/95	M119.975	205	4196		ALT, (-AC)	<b>6K2460</b>
<b>E-CLASS (A207, C207)</b>							
E 200 CGI	01/10-		135	1796		ALT	<b>6K2315</b>
E 220 CDI	01/10-		125	2143		ALT	<b>6K2155</b>
E 250 CDI	01/10-		150	2143		ALT	<b>6K2155</b>
E 250 CGI	01/10-		150	1796		ALT	<b>6K2315</b>
E 350 CGI	01/10-		215	3498		ALT, (7-GEAR AUTOM) ALT, (7-GEAR AUTOM)	<b>6K2390</b> <b>6K2415</b>
E 500	01/10-		285	5461		ALT, (7-GEAR AUTOM) ALT, (7-GEAR AUTOM)	<b>6K2390</b> <b>6K2415</b>
<b>E-CLASS (S210, W210)</b>							
E 200 CDI	07/99-03/02	OM611.961	75-85	2148		ALT, PS ALT, PS, AC	<b>6K2205</b> <b>6K2271</b>
E 200 D	01/96-03/02	OM604.917	65	1997		ALT, WP, FAN, PS	<b>6K2050</b>





RO-DRIVE™



ROFAN™

## MERCEDES-BENZ

### E-CLASS (S210, W210)







						ALT, WP, FAN, AC, PS	6K2120
E 200 Kompressor, E 200 T Kompressor	06/97-03/02	M111.947	137	1998		WP, FAN, PS, (LC)	6K1760
						WP, FAN, PS	6K1775
						WP, FAN, AC, PS, (LC)	6K1863
	08/00-03/03	M111.957	120	1998		ALT, AIRC	6K1352
						WP, PS, AC	6K1870
E 200, E 200 T	06/95-08/00	M111.942	100	1998		ALT, (-AC)	6K2055
						ALT, (AC)	6K2155
E 220 CDI, E 220 T CDI	07/99-03/02	OM611.961	92-105	2148		ALT, PS, (-AC)	6K2196
						ALT, PS, AC	6K2271
E 220 D	06/95-03/02	OM604.912	55-70	2155		ALT, (-AC)	6K2050
						ALT, (AC)	6K2130
E 230, E 230 T	06/95-06/97	M111.970	110	2295		ALT, (-AC)	6K2055
						ALT, (AC)	6K2155
E 240 T	08/00-03/03	M112.914	125	2597		ALT, PS, AC	6K2390
E 240, E 240 T	06/97-08/00	M112.911, M112.914	125	2398		ALT, PS, (-AC)	6K2315
						ALT, PS, (AC)	6K2390
E 250 D, E 250 T D	06/95-07/99	OM605.912	83	2497		ALT, PS	6K2080
						AC	6K2140
E 250 Turbo-D, E 250 Turbo-D	06/97-07/99	OM605.962	110	2497		ALT, WP, FAN, PS	6K2080
						ALT, WP, FAN, AC, PS, OE-NO	6K2140
						0109977992	
						ALT, WP, FAN, AC, PS, OE-NO	6K2145
						0089973892	
E 270 CDI, E 270 T CDI	07/99-03/03	OM612.961	125	2685		ALT, PS, AC	6K2271
E 280	01/96-06/97	M104.945	142	2799		ALT, (-AC), 03/1996⇒	6K2120
						ALT, (-AC), ⇒03/1996	6K2140
						ALT, (AC), 03/1996⇒	6K2225
						ALT, (AC), ⇒03/1996	6K2245
E 280, E 280 4-matic, E 280 T, E 280 T 4-matic	12/96-03/03	M112.921	150	2799		ALT, PS, (-AC)	6K2315
						ALT, PS, (AC)	6K2390
E 290 Turbo-D, E 290 T Turbo-D	03/96-07/99	OM602.982	95	2874		ALT	6K2100
						ALT, AC	6K2145
E 300 D	06/95-06/97	OM606.912	100	2996		ALT, PS	6K2080
						AC	6K2140
E 300 Turbo-D, E 300 T Turbo-D	12/96-07/99	OM606.962	130	2996		ALT, PS	6K2065
						ALT, PS, AC	6K2130
E 320	06/95-06/97	M104.992	162	3199		ALT, PS, (-AC), (AUTOM), MTR-NO	6K2120
						034380⇒, MTR-CODE 104.995	
						ALT, PS, (-AC), (AUTOM), ⇒MTR-NO	6K2140
						034379, MTR-CODE 104.995	
						ALT, PS, (AC), (AUTOM), MTR-NO	6K2225
						034380⇒, MTR-CODE 104.995	
						ALT, PS, (AC), (AUTOM), ⇒MTR-NO	6K2245
						034379, MTR-CODE 104.995	
E 320 CDI, E 320 T CDI	07/99-03/03	OM613.961	145	3226		ALT, WP, AC, PS	6K2271
E 320, E 320 4-matic, E 320 T, E 320 T 4-matic	12/96-03/03	M112.941	165	3199		ALT, PS, AC	6K2390
E 420, E 420 T	01/96-06/97	M119.985	205	4196		ALT, (AC)	6K2510
E 430, E 430 4-matic, E 430 T, E 430 T 4-matic	06/97-03/02	M113.940	205	4266		ALT, PS, (-AC)	6K2315
						ALT, PS, (AC)	6K2390
E 50 AMG	02/96-08/97		255	4973		ALT, (AC)	6K2510
E 55 AMG, E 55 AMG 4-matic, E 55 T AMG, E 55 AMG 4-matic	08/97-03/03	M113.980	260	5439		ALT, (-AC)	6K2315
						ALT, (AC)	6K2390

### E-CLASS (S211, W211)

3.5 4-matic	08/04-08/06	M272.972	205	3498		ALT	6K2415
350 CGI	05/06-	M272.985	215	3498		ALT	6K2415
E 200 CDI	07/02-	OM646.951, OM646.820, OM646.821	75-100	2148		ALT, CH-NO A348118⇒, X109212⇒, 07	6K2260
						/2003⇒	
E 200 CGI, E 200 Kompressor, E 200 T Kompressor	11/02-	M271.946, M271.956, M271.941	120-135	1796		ALT, PS, AC	7K2418
E 220 CDI	03/02-	OM646.961	110	2148		ALT, ⇒CH-NO A348117, X109211, ⇒06	6K2250
						/2003	
						ALT, CH-NO A348118⇒, X109212⇒, 07	6K2260
						/2003⇒	
E 220 CDI, E 220 T CDI	03/02-	OM646.961, OM646.821	100-125	2148		ALT, CH-NO A348118⇒, X109212⇒, 07	6K2260
						/2003⇒	
E 230	09/07-	M272.922	150	2496		ALT	6K2415
E 240	03/02-	M112.917, M112.913	130	2597		ALT, PS, AC, CH-NO X 095169⇒, 11	6K2380
						/2002⇒	
						ALT, PS, AC, CH-NO A 135822⇒, 10	6K2380
						/2002⇒	
						ALT, PS, AC, ⇒CH-NO X 095168, ⇒10	6K2390





					RO-DRIVE™		ROFAN™
---	---	---	---	---	-----------	---	--------

## MERCEDES-BENZ

### E-CLASS (S211, W211)

					/2002 ALT, PS, AC, ⇨CH-NO A 135821, ⇨09	<b>6K2390</b>
E 240 4-matic, E 240 T, E 240 T 4-matic	03/03-	M112.917, M112.913	130	2597	/2002 ALT, PS, AC	<b>6K2380</b>
E 270 CDI, E 270 T CDI	03/03-	OM647.961	130	2685	ALT, CH-NO A348118⇨, X109212⇨, 07 /2003⇨	<b>6K2260</b>
E 280 CDI, E 280 T CDI	05/04-	OM648.961	130	3222	ALT, PS, AC	<b>6K2260</b>
E 280, E 280 4-matic, E 280 T, E 280 4-matic	03/05-	M112.954, M112.949	170	2996	ALT, WP, PS, AC	<b>6K2415</b>
E 320	03/02-	M112.954, M112.949	165	3199	ALT, PS, AC, CH-NO X 095169⇨, 11 /2002⇨ ALT, PS, AC, CH-NO A 135822⇨, 10 /2002⇨ ALT, PS, AC, ⇨CH-NO X 095168, ⇨10 /2002 ALT, PS, AC, ⇨CH-NO A 135821, ⇨09 /2002	<b>6K2380</b> <b>6K2380</b> <b>6K2390</b> <b>6K2390</b>
E 320 CDI, E 320 T CDI	11/02-	OM648.961	150	3222	ALT, PS, AC	<b>6K2260</b>
E 350, E 350 4 4-matic, E 350 CGI, E 350 T	03/05-	M272.964	200	3498	ALT	<b>6K2415</b>
E 500	03/02-	M113.967	225	4966	ALT, PS, AC, CH-NO X 095169⇨, 11 /2002⇨ ALT, PS, AC, CH-NO A 135822⇨, 10 /2002⇨ ALT, PS, AC, ⇨CH-NO X 095168, ⇨10 /2002 ALT, PS, AC, ⇨CH-NO A 135821, ⇨09 /2002	<b>6K2380</b> <b>6K2380</b> <b>6K2390</b> <b>6K2390</b>
	04/06-	M273.960	285	5461	ALT	<b>6K2415</b>
E 500 4-matic, E 500 T, E 500 T 4-matic	10/03-	M113.969, M113.967	225	4966	ALT, PS, AC	<b>6K2380</b>
E 55 AMG Kompressor, E 55 T ANG Kompressor	10/02-	M113.990	350	5439	ALT	<b>6K2445</b>
E200 NGT	03/04-	M271.941	120	1796	ALT, PS, AC	<b>7K2418</b>

### G-CLASS (W460)

230 G	03/79-07/93	M115.973	66-75	2307	ALT, MTR-NO 2763⇨ ALT, ⇨12/1979, ⇨MTR-NO 2762 PS, OE-NO 0059971192 PS, OE-NO 0069970592 AC	<b>1A0940</b> <b>1A0960</b> <b>3A0950</b> <b>3A0975</b> <b>3A1350</b>
230 GE	05/87-08/92	M102.979, M102.987	90	2298	ALT, (-AC) ALT, (AC)	<b>6K1850</b> <b>6K2245</b>
	04/82-08/92	M102.981, M102.987	92	2299	ALT PS AC	<b>1A1005</b> <b>3A0750</b> <b>3A0875</b>
240 GD	03/79-08/87	OM616.936	53	2399	ALT, ⇨12/1979, ⇨MTR-NO 000007 ALT, MTR-NO 000008⇨ AC	<b>1A0960</b> <b>3A1025</b> <b>3A1350</b>
250 GD	10/87-12/92	OM602.930	62	2497	ALT, PS, ⇨08/1992 AC, ⇨08/1992	<b>6K2050</b> <b>6K2120</b>
	12/88-08/92	OM602.930	68	2497	ALT, PS ALT, PS, AC	<b>6K2050</b> <b>6K2130</b>
280 GE	11/79-08/89	M110.994	110-115	2746	ALT PS AC	<b>1A0940</b> <b>3A1000</b> <b>3A1285</b>
300 GD	12/79-12/91	OM617.931	65	2998	ALT PS AC	<b>3A1030</b> <b>3A1150</b> <b>3A1350</b>
	03/79-07/93	OM603.912	83	2996	ALT, PS, (MANL) ALT, PS, AC	<b>6K2257</b> <b>6K2360</b>

### G-CLASS (W461)

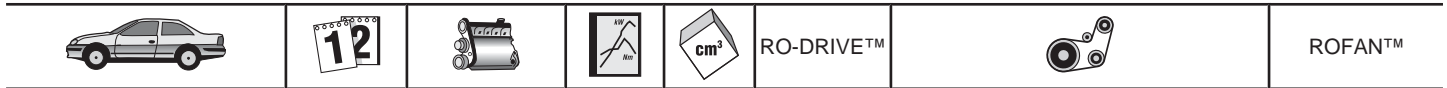
230 GE	02/93-	M102.996, M102.997, M102.979	90-92	2298	ALT, (-AC) ALT, (AC)	<b>6K1850</b> <b>6K2245</b>
290 GD/G 290 D	04/92-	OM602.942	70	2874	ALT, PS, ⇨CH-NO 000454 ALT, PS, CH-NO 000455⇨ AC, ⇨CH-NO 000454 AC, CH-NO 000455⇨	<b>6K2030</b> <b>6K2080</b> <b>6K2100</b> <b>6K2145</b>
G 290 TD	07/97-	OM602.983	88	2874	ALT, (-AC) ALT, (AC)	<b>6K2080</b> <b>6K2150</b>

### G-CLASS (W463)

200 GE	01/90-07/93	M102.965	80	1996	ALT, (-AC) ALT, (AC)	<b>6K1850</b> <b>6K2245</b>
230 GE	06/90-02/93	M102.989	93	2298	ALT, (-AC)	<b>6K1850</b>





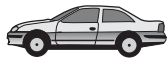


**MERCEDES-BENZ**

**MERCEDES-BENZ**

G-CLASS (W463)						
						ALT, (AC) <b>6K2245</b>
250 GD	06/90-	OM602.931	69	2497		ALT, PS <b>6K2050</b> ALT, PS, AC <b>6K2130</b>
300 GD	09/89-	OM603.931	83	2996		ALT <b>6K2050</b> ALT, AC <b>6K2120</b>
300 GE	09/89-	M103.987	125-128	2960		ALT, (-AC), (AUTOM) <b>6K2257</b> ALT, PS, AC <b>6K2360</b>
320 GE	09/94-11/97	M104.996	155	3199		ALT, PS, MTR-NO 002384⇔ <b>6K2130</b> ALT, PS, ⇔MTR-NO 002383 <b>6K2150</b> ALT, PS, AC <b>6K2415</b>
350 G Turbo D	09/91-	OM603.972	100	3449		ALT, ⇔12/1993, ⇔MTR-NO 002097 <b>6K2020</b> ALT, 01/1993⇔, MTR-NO 002098⇔ <b>6K2080</b> ALT, AC, OE-NO 0089973692, <b>6K2100</b> ⇔MTR-NO 002097 ALT, AC, ⇔12/1993, OE-NO <b>6K2120</b> 0089973492 ALT, AC, 01/1993⇔, MTR-NO 002098⇔ <b>6K2145</b>
350 G Turbo-D	09/91-09/97	OM603.972	100	3449		ALT, PS, ⇔MTR-NO 002097 <b>6K2030</b> ALT, PS, MTR-NO 002098⇔ <b>6K2080</b> ALT, PS, AC, ⇔MTR-NO 002097 <b>6K2100</b> ALT, PS, AC, MTR-NO 002098⇔ <b>6K2145</b>
G 270 CDI	10/01-	OM612.966	115	2685		ALT, CH-NO X-127404⇔ <b>6K2250</b>
G 300 TD	08/96-	OM606.964	130	2996		ALT, PS <b>6K2080</b> AC <b>6K2145</b>
G 320	09/94-12/97	M104.996	155	3199		ALT, 03/1996⇔ <b>6K2130</b> ALT, ⇔03/1996 <b>6K2150</b> ALT, AC, ⇔03/1996 <b>6K2415</b>
G 320 CDI	09/06-	OM642.970	165	2987		ALT <b>8K2040</b>
G 36 AMG	01/95-		200	3606		ALT, (-AC), MTR-NO 002384⇔ <b>6K2120</b> ALT, (-AC), ⇔MTR-NO 002383 <b>6K2140</b> ALT, (AC), MTR-NO 002384⇔ <b>6K2380</b> ALT, (AC), ⇔MTR-NO 002383 <b>6K2415</b>
G 55 AMG, G 55 AMG 4x4	06/04-	M113.993	350-368	5439		ALT <b>6K2445</b>
GL-CLASS (X164)						
GL 320 CDI	09/06-	OM642.822	165	2987		ALT <b>8K2040</b>
GL 450	09/06-	M273.923	250	4663		ALT <b>6K2415</b>
GL 500	09/06-	M273.963	285	5461		ALT <b>6K2415</b>
GLK-CLASS (X204)						
350 4-matic	06/08-	M272.961	200	3498		ALT <b>6K2404</b>
KOMBI (S124)						
200 T D	09/85-08/91	OM601.912	53-55	1997		ALT <b>6K1015</b> ALT, PS <b>6K2050</b> ALT, PS, AC <b>6K2120</b>
200 T, 200 TE	09/85-08/92	M102.922, M102.963	77-90	1996		ALT <b>6K1020</b> ALT, PS <b>6K1885</b> ALT, PS, AC <b>6K1980</b>
220 TE	10/92-05/93	M111.960	110	2199		ALT, PS <b>6K2040</b> ALT, PS, AC <b>6K2140</b>
230 TE	09/85-08/92	M102.982	97-100	2298		ALT <b>6K1015</b> ALT, PS <b>6K1885</b> ALT, PS, AC <b>6K1980</b>
250 T D	09/85-06/93	OM602.912	66-69	2497		ALT <b>6K1015</b> ALT, PS <b>6K2030</b> ALT, PS, AC <b>6K2100</b>
250 TD Turbo	03/88-07/93	OM602.962	93	2497		ALT, (-AC) <b>6K2030</b> ALT, (AC) <b>6K2100</b>
260 TE FGST.	09/85-12/92	M103.940	118-122	2597		ALT <b>6K1020</b> ALT, PS, AC <b>6K2257</b>
280 TE	10/92-06/93	M104.942	145	2799		ALT, PS, (MANL), ⇔MTR-NO 005789 <b>6K2330</b> ALT, PS, (AUTOM), ⇔MTR-NO 048696 <b>6K2330</b> ALT, PS, (MANL), MTR-NO 005790⇔ <b>6K2380</b> ALT, PS, (AUTOM), MTR-NO 048697⇔ <b>6K2380</b> ALT, PS, AC, (MANL), ⇔MTR-NO <b>6K2415</b> 005789 ALT, PS, AC, (AUTOM), ⇔MTR-NO <b>6K2415</b> 048696 ALT, PS, AC, (MANL), MTR-NO <b>6K2475</b> 005790⇔ ALT, PS, AC, (AUTOM), MTR-NO <b>6K2475</b> 048697⇔
300 T D, 300 T Turbo-D 4-matic	01/89-06/93	OM603.912, OM	80-108	2996		ALT <b>6K1015</b> ALT, PS <b>6K2080</b> ALT, PS, AC <b>6K2145</b>
300 T Turbo-D	01/89-06/93	OM603.960	100-108	2996		ALT, PS, (-AC) <b>6K2080</b> ALT, PS, AC <b>6K2145</b>
300 TE, 300 TE 4-matic	01/86-06/93	M103.983,	132-138	2960		ALT, (AC), (-LC) <b>6K2257</b>





RO-DRIVE™



ROFAN™

## MERCEDES-BENZ

### KOMBI (S124)

300 TE-24	09/89-08/92	M103.985	162	2960	ALT, (AC), (LC)	6K2415				
		M104.980			ALT, (-AC), (MANL), MTR-NO 004957⇒, ⇒MTR-NO 009076, (-CAT)	6K2205				
					ALT, (-AC), (AUTOM), MTR-NO 021005⇒, ⇒MTR-NO 042810, (-CAT)	6K2205				
					ALT, (AC), (AUTOM), MTR-NO 042811⇒, (-CAT)	6K2260				
					ALT, (AC), (MANL), MTR-NO 009077⇒, (-CAT)	6K2260				
					ALT, (-AC), (MANL), MTR-NO 009077⇒, (20)	6K2330				
					ALT, (-AC), (AUTOM), MTR-NO 042811⇒	6K2330				
					ALT, (-AC), (MANL), MTR-NO 004957⇒, ⇒MTR-NO 009076, (20)	6K2360				
					ALT, (-AC), (AUTOM), MTR-NO 021005⇒, ⇒MTR-NO 042810, (20)	6K2360				
					ALT, (AC), (AUTOM), MTR-NO 042811⇒, (20)	6K2415				
					ALT, (AC), (MANL), MTR-NO 009077⇒, (20)	6K2415				
					ALT, (AC), (AUTOM), ⇒MTR-NO 042810, (20)	6K2445				
					ALT, (AC), (MANL), ⇒MTR-NO 009076, (20)	6K2445				
		320 TE			10/92-06/93	M104.992	162	3199	ALT, PS, (MANL), ⇒MTR-NO 004356	6K2330
									ALT, PS, (AUTOM), ⇒MTR-NO 072236	6K2330
ALT, PS, (MANL), MTR-NO 005603⇒	6K2360									
ALT, PS, (AUTOM), MTR-NO 102821⇒	6K2360									
ALT, PS, (MANL), MTR-NO 004357⇒, ⇒MTR-NO 005602	6K2380									
ALT, PS, (AUTOM), MTR-NO 072237⇒, ⇒MTR-NO 102820	6K2380									
ALT, PS, AC, (MANL), ⇒MTR-NO 004356	6K2415									
ALT, PS, AC, (AUTOM), ⇒MTR-NO 072236	6K2415									
ALT, PS, AC, (MANL), MTR-NO 005603⇒	6K2445									
ALT, PS, AC, (AUTOM), MTR-NO 102821⇒	6K2445									
ALT, PS, AC, (MANL), MTR-NO 004357⇒, ⇒MTR-NO 005602	6K2475									
ALT, PS, AC, (AUTOM), MTR-NO 072237⇒, ⇒MTR-NO 102820	6K2475									

### M-CLASS (W163)

ML 230	02/98-06/05	M111.977	110	2295	ALT, (-AC)	6K2055
					ALT, (AC)	6K2155
ML 270 CDI	12/99-06/05	OM612.963	120	2685	ALT, WP, AC, PS	6K2271
ML 320	02/98-08/02	M112.942	160	3199	ALT, PS, AC, ⇒CH-NO A 429265	6K2390
					ALT, PS, AC, ⇒CH-NO X 778320	6K2390
ML 350	08/02-06/05	M112.970	180	3724	ALT, PS, AC, ⇒CH-NO A 429265	6K2390
					ALT, PS, AC, ⇒CH-NO X 778320	6K2390
ML 430	02/98-06/05	M113.942	200	4266	ALT, ⇒CH-NO A 429265	6K2390
					ALT, PS, AC, ⇒CH-NO X 778320	6K2390
ML 500	09/01-06/05	M113.965, M113.964	215	4966	ALT, PS, AC, ⇒CH-NO A 429265	6K2390
					ALT, PS, AC, ⇒CH-NO X 778320	6K2390
ML 55 AMG	02/00-06/05	M113.981	255	5439	ALT, ⇒CH-NO A 429265	6K2390
					⇒CH-NO X 778320	6K2390

### M-CLASS (W164)

ML 280 CDI 4-matic	07/05-	OM642.940	140	2987	ALT	8K2040
ML 320 CDI 4-matic	07/05-	OM642.940	165	2987	ALT	8K2040
ML 350 4-matic	07/05-	M272.962,	200	3498	ALT	6K2415
		M272.967				
ML 500 4-matic	07/05-	M113.964	225	4966	ALT	6K2380
	12/07-	M273.963	285	5461	ALT	6K2404

### R-CLASS (W251)

3.0 4-matic	05/07-	M272.945	170	2996	ALT	6K2415
R 280	01/07-	M272.945	170	2996	ALT	6K2415
R 280 CDI, R280 4matic	05/06-	OM642.950	140	2987	ALT, ⇒CH-NO A 080334, ⇒02/2008	8K2040
R 320 CDI 4-matic	01/06-	OM642.950	165	2987	ALT	8K2040
R 350, R350 4-matic	01/06-	M272.967	200	3498	ALT	6K2415
R 500 4-matic	01/06-	M113.971	225	4966	ALT	6K2380
	01/07-	M273.963	285	5461	ALT	6K2404



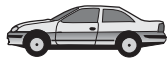


**MERCEDES-BENZ**

**MERCEDES-BENZ**

S-CLASS (C140, W140)							
3.2	10/95-08/98	M104.990	162	3199		ALT, (AC)	8K2440
300 SE 2.8	01/93-10/98	M104.944	145	2799		ALT, AC, 03/1996⇒ ALT, AC, ⇒03/1996, MTR-NO 007448⇒ ALT	6K2205 6K2225 6K2330
300 SE,SEL/S320	03/91-10/98	M104.994, M104.990	170	3199		ALT, (AC)	8K2440
600 SE,SEL	04/91-12/92	M120.980, M120.982	300	5987		ALT, MTR-CODE M 120.982 ALT, MTR-CODE M 120.980	6K2585 8K2585
S 280	02/93-10/98	M104.944	142	2799		ALT, AC, 03/1996⇒ ALT, AC, ⇒03/1996, MTR-NO 007448⇒ ALT	6K2205 6K2225 6K2330
S 300 Turbo-D	05/96-10/98	OM606.961	130	2996		ALT, PS, AC	6K2145
S 350 Turbo-D	01/93-10/98	OM603.971	110	3449		ALT, PS ALT, PS, AC	6K2080 6K2145
S 600	01/93-10/98	M120.980, M120.982	290	5987		ALT, MTR-CODE M 120.982 ALT, MTR-CODE M 120.980	6K2585 8K2585
SEC/CL 600	09/92-02/99	M120.980, M120.982	290	5987		ALT, MTR-CODE M 120.982 ALT, MTR-CODE M 120.980	6K2585 8K2585
S-CLASS (S126, W126)							
260 SE	09/85-06/91	M103.941	118-122	2597		ALT ALT, PS, AC	6K1020 6K2257
300 SE,SEL	09/85-06/91	M103.981	132-138	2960		ALT, PS, AC	6K2257
380 SE,SEL	12/85-12/86	M116.961	160	3839		ALT PS, 2X AC	1A0920 1A1140 3A0875
420 SE,SEL	10/85-06/91	M116.965	150-175	4196		AIRC ALT PS, 2X AC	1A0750 1A0990 1A1110 3A0920
500 SE,SEL KAT	09/85-06/91	M117.965	164-195	4973		AIRC ALT PS, 2X AC, MTR-NO 6693⇒	1A0750 1A1005 1A1110 3A0960
560 SE,SEL	10/85-06/91	M117.968	178-220	5547		AIRC ALT PS, 2X AC AC	1A0750 1A1005 1A1110 3A0920 3A0960
S-CLASS (W220)							
S 280	10/98-08/05	M112.922	150	2799		ALT, PS, AC, ⇒CH-NO 220 A 190249	6K2390
S 320	10/98-08/05	M112.944	165	3199		ALT, PS, AC, ⇒CH-NO 220 A 190249	6K2390
S 320 CDI	08/99-08/05	OM648.960, OM613.960	145-150	3222		ALT	6K2260
S 350	09/02-08/05	M112.972	180	3724		ALT, PS, AC, CH-NO A 316704⇒, 10 /2002⇒, (ABC-Federung) ALT, PS, AC, ⇒CH-NO A 316703, ⇒09 /2002, (ABC-Federung)	6K2380 6K2390
S 350 4-matic	06/03-08/05	M112.975	180	3724		ALT, PS, AC, CH-NO A 316704⇒, 10 /2002⇒, (ABC-Federung)	6K2380
S 400 CDI	06/00-08/05	OM628.960	184	3996			7K2283
S 430	10/98-08/05	M113.941	205	4266		ALT, PS, AC	6K2390
S 430 4-matic	09/02-08/05	M113.948	205	4266		ALT, PS, AC, CH-NO A 316704⇒, 10 /2002⇒ ALT, PS, AC, ⇒CH-NO A 316703, ⇒09 /2002	6K2380 6K2390
S 500	10/98-08/05	M113.960	225	4966		ALT, PS, AC	6K2390
S 500 4-matic	04/99-08/05	M113.966	225	4966		ALT, PS, AC, CH-NO A 316704⇒, 10 /2002⇒ ALT, PS, AC, ⇒CH-NO A 316703, ⇒09 /2002	6K2380 6K2390
S 55 AMG	04/99-08/05	M113.986	265	5439		ALT, CH-NO A322760⇒ ALT, ⇒CH-NO A322759	6K2380 6K2390
S-CLASS (W221)							
S 320 CDI, S 320 CDI 4-matic	12/05-	OM642.930	173	2987		ALT	8K2040
S 350, S 350 4-matic	10/05-	M272.965	200	3498		ALT	6K2415
S 450, S 450 4-matic	12/05-	M273.923, M273.922	250	4663		ALT	6K2415
S 500, S 500 4-matic	10/05-	M273.961	285	5461		ALT	6K2415
S 63 AMG	10/06-	M156.984	386	6208		ALT	6K2360
S-CLASS Coupe (C126)							
420 SEC	10/85-06/91	M116.965	150-165	4196		AIRC ALT PS, 2X AC	1A0750 1A0990 1A1110 3A0920
500 SEC, 500 SEC KAT	09/85-06/91	M117.965	164-195	4973		AIRC ALT	1A0750 1A1005





RO-DRIVE™



ROFAN™

**MERCEDES-BENZ**

**S-CLASS Coupe (C126)**

					PS, 2X AC, 2X AC	1A1110 3A0920 3A0960
560 SEC	10/85-06/91	M117.968	178-220	5547	AIRC ALT PS, 2X AC AC	1A0750 1A1005 1A1110 3A0920 3A0960

**S-CLASS Coupe (C215)**

CL 500	03/99-03/06	M113.960	225	4966	ALT, PS, AC, 10/2002⇨, CH-NO A 031529⇨ ALT, PS, AC, ⇨09/2002, ⇨CH-NO A 031528	6K2380 6K2390
CL 55 AMG	10/99-03/06	M113.986	265	5439	ALT, 10/2002⇨, CH-NO A 031529⇨ ALT, ⇨09/2002, ⇨CH-NO A 031528	6K2380 6K2390
CL 55 AMG Kompressor	06/02-03/06	M113.991	368	5439	ALT	6K2460

**S-CLASS Coupe (C216)**

CL 500, CL 500 4-matic	06/06-	M273.961, M273.968	285	5461	ALT	6K2404
CL 63 AMG	10/06-	M156.984	386	6208	ALT	6K2360

**SL (C107, R107)**

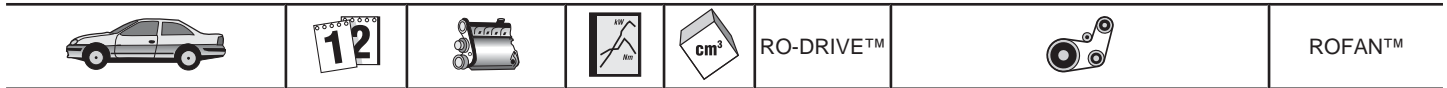
300 SL	09/85-08/89	M103.982	132 138	2960 2960	ALT, PS, AC ALT PS, WP, 2X AC ALT, PS, AC	6K2257 1A0913 1A1200 3A0850 6K2257
420 SL	01/86-08/89	M116.964	150-160	4196	AIRC ALT PS, 2X AC	1A0750 1A0990 1A1110 3A0920
500 SL	01/86-08/89	M117.960, M117.964	164-180	4973	AIRC ALT PS, 2X AC, 2X AC, 2X	1A0750 1A1005 1A1110 3A0920 3A0960

**SL (R129)**

280	08/93-10/01	M104.943	142	2799	ALT, AC, MTR-NO 000901⇨, (MANL), MTR-NO 003621⇨, (AUTOM), 03 /1996⇨ ALT, AC, MTR-NO 000901⇨, (MANL), MTR-NO 003621⇨, (AUTOM), ⇨03 /1996 ALT, ⇨MTR-NO 000900, (MANL), ⇨MTR-NO 003620, (AUTOM) ALT, AC, ⇨MTR-NO 000900, (MANL), ⇨MTR-NO 003620, (AUTOM)	6K2205 6K2225 6K2330 6K2415
	05/98-10/01	M112.923, M112.925	150	2799	ALT, PS, AC	6K2390
300 SL	03/89-08/93	M103.984	140	2960	ALT, AC, ⇨12/1990 ALT, PS, AC, ⇨12/1990, (CAT) ALT, AC, ⇨12/1990, (CAT)	6K2257 6K2330 6K2415
300 SL-24	03/89-07/93	M104.981	170	2960	ALT, (-AC), (MANL), MTR-NO 000940⇨, ⇨MTR-NO 001590, (-CAT) ALT, (-AC), (AUTOM), MTR-NO 009206⇨, ⇨MTR-NO 014273, (-CAT) ALT, (AC), (AUTOM), MTR-NO 014274⇨, (-CAT) ALT, (AC), (MANL), MTR-NO 001591⇨, (-CAT) ALT, (-AC), (MANL), MTR-NO 001591⇨, (20) ALT, (-AC), (AUTOM), MTR-NO 014274⇨ ALT, (-AC), (MANL), MTR-NO 000940⇨, ⇨MTR-NO 001590, (20) ALT, (-AC), (AUTOM), MTR-NO 009206⇨, ⇨MTR-NO 014273, (20) ALT, (AC), (AUTOM), MTR-NO 014274⇨, (20) ALT, (AC), (MANL), MTR-NO 001591⇨, (20) ALT, (AC), (AUTOM), MTR-NO 009206⇨, ⇨MTR-NO 014273, (20) ALT, (AC), (MANL), MTR-NO 000940⇨, ⇨MTR-NO 001590, (20)	6K2205 6K2205 6K2260 6K2260 6K2330 6K2330 6K2360 6K2360 6K2415 6K2415 6K2445 6K2445
320	09/93-10/01	M104.991	170	3199	ALT, (-AC), MTR-NO 009986⇨, ⇨05 /1998	6K2130



MERCEDES-BENZ









MERCEDES-BENZ

**MERCEDES-BENZ**

SL (R129)						
						ALT, (AC), MTR-NO 020514⇒, ⇒05 /1998 <b>6K2205</b>
						ALT, (AC), MTR-NO 009986⇒, ⇒MTR-NO 020513, ⇒05/1998 <b>6K2225</b>
						ALT, (-AC), ⇒MTR-NO 009985, ⇒05 /1998 <b>6K2330</b>
						ALT, (AC), ⇒MTR-NO 009985, ⇒05 /1998 <b>6K2415</b>
500	05/98-10/01	M112.943	165	3199		ALT, PS, AC <b>6K2390</b>
	09/92-10/01	M119.972, M119.982	235	4973		ALT, (-AC), MTR-CODE M 119.972 <b>6K2460</b>
						ALT, (AC), MTR-CODE M 119.982 <b>6K2510</b>
	05/98-10/01	M113.961	225	4966		ALT, PS, AC <b>6K2390</b>
55 AMG	03/00-10/01	M113.985	260	5439		ALT, PS, AC <b>6K2390</b>
60 AMG	05/97-10/01	M120.981	280	5956		ALT, WP, FAN, AC, PS <b>6K2510</b>
600	07/92-10/01	M120.981, M120.983	290	5987		ALT <b>6K2585</b>
SL (R230)						
280	03/08-	M272.949	170	2996		<b>6K2415</b>
350	03/03-	M112.973	180	3724		ALT, PS, AC <b>6K2380</b>
	03/06-	M272.966, M272.968	200-232	3498		ALT <b>6K2415</b>
500	10/01-	M113.963	225	4966		ALT, PS, AC, CH-NO F 011632⇒, 08 /2002⇒ <b>6K2380</b>
						ALT, PS, AC, ⇒CH-NO F 026959, ⇒07 /2002 <b>6K2390</b>
	03/06-	M273.965	285	5461		ALT <b>6K2415</b>
55 AMG Kompressor	06/02-	M113.992	368	5439		ALT <b>6K2460</b>
63AMG	03/08-	M156.981	386	6208		ALT <b>6K2360</b>
SLK (R170)						
200	09/96-03/00	M111.946	100	1998		ALT, (-AC) <b>6K2055</b>
						ALT, (AC) <b>6K2155</b>
200 Kompressor	10/96-03/00	M111.943	141	1998		ALT, PS, (LC) <b>6K1760</b>
						ALT, PS <b>6K1775</b>
						ALT, PS, AC, (LC) <b>6K1863</b>
	03/00-04/04	M111.958	120	1998		ALT, ⇒09/2003, (170.444) <b>6K1352</b>
						PS, (-AC), ⇒09/2003, (170.444) <b>6K1775</b>
						PS, (AC), ⇒09/2003, (170.444) <b>6K1870</b>
230 Kompressor	09/96-03/00	M111.973	142	2295		ALT, PS, (LC) <b>6K1760</b>
						ALT, PS <b>6K1775</b>
						ALT, PS, AC, (LC) <b>6K1863</b>
	03/00-04/04	M111.983	145	2295		ALT, (170.449) <b>6K1352</b>
						PS, (-AC), (170.449) <b>6K1775</b>
						PS, (AC), (170.449) <b>6K1870</b>
320	03/00-04/04	M112.947	160	3199		ALT, PS, AC <b>6K2390</b>
SLK (R171)						
200 Kompressor	03/04-	M271.944, M271.954	120-135	1795		ALT, AC <b>7K2418</b>
280	01/05-	M272.942	170	2996		ALT, WP, PS, AC <b>6K2415</b>
350	06/04-	M272.963	200	3498		ALT <b>6K2415</b>
	01/08-	M272.969	224	3498		ALT <b>6K2404</b>
55 AMG	06/04-	M113.989	265	5439		ALT <b>6K2380</b>
SPRINTER 2-t (901, 902)						
208 CDI	04/00-05/06	OM611.987	60	2148		ALT, (-AC), ⇒CH-NO R220797 <b>6K2196</b>
						ALT, (AC) <b>6K2271</b>
208 D	01/95-04/00	OM601.943	58	2299		ALT, (-AC) <b>6K2020</b>
						ALT, (AC) <b>6K2100</b>
	09/96-04/00		60	2299		ALT, WP, FAN, PS <b>6K2050</b>
						ALT, WP, FAN, AC, PS <b>6K2120</b>
210 D	01/97-04/00	OM602.980	75	2874		ALT, WP, FAN, PS <b>6K2080</b>
						ALT, WP, FAN, AC, PS <b>6K2140</b>
211 CDI	04/00-05/06	OM611.981	80	2148		ALT, (-AC), ⇒CH-NO R220797 <b>6K2196</b>
						ALT, (AC) <b>6K2271</b>
212 D	02/95-04/00	OM602.980	90	2874		PS <b>6K2080</b>
						PS, AC <b>6K2140</b>
						ALT, WP, FAN, PS <b>6K2080</b>
						ALT, WP, FAN, AC, PS <b>6K2150</b>
213 CDI	04/00-05/06	OM611.981	95	2148		ALT, (-AC), ⇒CH-NO R220797 <b>6K2196</b>
						ALT, (AC) <b>6K2271</b>
214	02/95-05/06	M111.979, M111.984	105	2295		ALT, PS, ⇒05/1996 <b>6K2100</b>
						ALT, PS, 05/1996⇒ <b>6K2130</b>
						ALT, PS, AC <b>6K2205</b>
214 NGT	02/95-05/06	M111.979, M111.984	92-105	2295		ALT, WP, FAN, PS, (VT67) <b>6K2100</b>
						ALT, WP, FAN, PS, (VDA) <b>6K2115</b>
						ALT, WP, FAN, AC, PS, (VT67) <b>6K2205</b>
						ALT, WP, FAN, AC, PS, (VDA) <b>6K2215</b>
216 CDI	04/00-05/06	OM612.981	115	2685		ALT, (-AC), ⇒CH-NO R220797 <b>6K2196</b>
						ALT, AC <b>6K2271</b>





					RO-DRIVE™		ROFAN™
---	---	---	---	---	-----------	---	--------

## MERCEDES-BENZ

### SPRINTER 3,5 (906)

309 CDI	06/06-	OM646.984	65	2148	ALT, (-POWER TAKE-OFF) ALT, (-AC)	6K2260 6K2260
311 CDI	06/06-	OM646.985	80	2148	ALT, (-AC)	6K2260
313 CDI	06/06-	OM646.986	95	2148	ALT, (-AC)	6K2260
315 CDI	06/06-	OM646.990	110	2148	ALT, (-POWER TAKE-OFF)	6K2260
318 CDI	06/06-	OM642.992	135	2987	ALT, OE-NO 0019934196	7K1980
324	06/06-	M272.979	190	3498	ALT	6K2415

### SPRINTER 3-t (903)

2.3 D 4x4	06/97-12/99	OM601.943	58	2299	ALT, (-AC) ALT, (AC)	6K2020 6K2100
2.9 TDi	01/97-12/99	OM602.980	75	2874	ALT, PS ALT, PS, AC	6K2080 6K2150
308 CDI	04/00-05/06	OM611.987	60	2148	ALT, (-AC), ⇨CH-NO R220797 ALT, (AC)	6K2196 6K2271
308 D 2.3	11/96-04/00		60	2299	ALT, WP, FAN, PS ALT, WP, FAN, AC, PS	6K2050 6K2120
308 D, 308 D 2.3	02/95-04/00	OM601.943	58-60	2299	ALT, (-AC) ALT, (AC)	6K2020 6K2100
308 E	04/00-05/06		40		ALT, (-AC) ALT, (AC)	6K2020 6K2100
310 D 4x4, 310 D 2.9	05/97-08/02	OM602.980	75	2874	ALT, WP, FAN, PS ALT, WP, FAN, AC, PS	6K2080 6K2140
311 CDI, 311 CDI 4x4	04/00-05/06	OM611.981	80	2148	ALT, (-AC), ⇨CH-NO R220797 ALT, (AC)	6K2196 6K2271
312 D 2.9, 312 D 2.9 4x4	02/95-04/00	OM602.980	90	2874	ALT, PS ALT, PS, AC	6K2080 6K2150
313 CDI, 313 CDI 4x4	04/00-05/06	OM611.981	95	2148	ALT, (-AC), ⇨CH-NO R220797 ALT, (AC)	6K2196 6K2271
314, 314 4x4, 314 NGT	02/95-05/06	M111.979, M111.984	92-105	2295	ALT, (-AC), ⇨MTR-NO 000441, (AUTOM) ALT, (-AC), MTR-NO 000442⇨, (AUTOM) ALT, (AC), ⇨MTR-NO 002028, (MANL) ALT, (AC), MTR-NO 002029⇨, (MANL)	6K2100 6K2115 6K2205 6K2215
316 CDI, 316 CDI 4x4	04/00-05/06	OM612.981	115	2685	ALT, (-AC), ⇨CH-NO R220797 ALT, AC	6K2196 6K2271

### SPRINTER 3-t (906)

209 CDI	06/06-	OM646.984	65	2148	ALT, (-POWER TAKE-OFF) ALT, (POWER TAKE-OFF)	6K2260 6K2280
211 CDI	06/06-	OM646.985	80	2148	ALT, (-AC)	6K2260
213 CDI	06/06-	OM646.986	95	2148	ALT, (-AC)	6K2260
215 CDI	06/06-	OM646.990	110	2148	ALT	6K2260
218 CDI	06/06-	OM642.992	135	2987	ALT, OE-NO 0019934196	7K1980
224	06/06-	M272.979	190	3498	ALT	6K2415

### SPRINTER 4-t (904)

2.3 D 4x4	06/97-12/99	OM601.943	58	2299	ALT, (-AC) ALT, (AC)	6K2020 6K2100
408 CDI	04/00-05/06	OM611.987	60	2148	ALT, (-AC), ⇨CH-NO R220797 ALT, (AC)	6K2196 6K2271
408 D	02/96-05/06	OM601.943	58	2299	ALT, (-AC) ALT, (AC)	6K2020 6K2100
410 D, 410 4x4	02/96-05/06	OM602.980	75	2874	ALT, (-AC) ALT, AC	6K2080 6K2140
411 CDI, 411 CDI 4x4	04/00-05/06	OM611.981	80	2148	ALT, (-AC), ⇨CH-NO R220797 ALT, (AC)	6K2196 6K2271
412 D, 412 D 4x4	02/96-05/06	OM602.980	85-90	2874	ALT, (-AC) ALT, AC	6K2080 6K2140
413 CDI, 413 CDI 4x4	04/00-05/06	OM611.981	95	2148	ALT, (-AC), ⇨CH-NO R220797 ALT, (AC)	6K2196 6K2271
414, 414 4x4	02/96-05/06	M111.979, M111.984	105	2295	ALT, (-AC), ⇨MTR-NO 000441 ALT, (-AC), MTR-NO 000442⇨ ALT, (AC), ⇨MTR-NO 002028 ALT, (AC), MTR-NO 002029⇨ ALT, (-AC), ⇨CH-NO R337627 ALT, (-AC), CH-NO R337627⇨ ALT, AC, ⇨CH-NO R337626 ALT, AC, CH-NO R337627⇨	6K2100 6K2115 6K2205 6K2215 6K2100 6K2115 6K2205 6K2215
416 CDI, 416 CDI 4x4	04/00-05/06	OM612.981	115	2685	ALT, (-AC), ⇨CH-NO R220797 ALT, AC	6K2196 6K2271

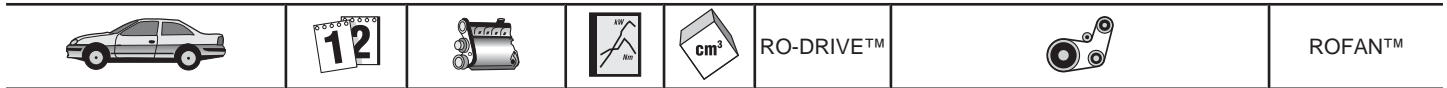
### SPRINTER 5-t (906)

509 CDI	06/06-	OM646.984	65	2148	ALT, (-POWER TAKE-OFF) ALT, (-AC)	6K2260 6K2260
511 CDI	06/06-	OM646.985	80	2148	ALT, (-AC)	6K2260
518 CDI	06/06-	OM642.992	135	2987	ALT, OE-NO 0019934196	7K1980

### Stufenheck (W124)

200 D	12/84-06/93	OM601.912	53-55	1997	ALT ALT, PS	6K1015 6K2050
-------	-------------	-----------	-------	------	----------------	------------------











**MERCEDES-BENZ**

Stufenheck (W124)

						ALT, PS, AC	6K2120
200 E	10/92-06/93	M111.940	100	1998		ALT, PS ALT, PS, AC	6K2040 6K2140
200, 200 E	12/85-08/92	M102.922, M102.963	75-90	1996		ALT ALT, PS ALT, PS, AC	6K1020 6K1885 6K1980
220 E	10/92-06/93	M111.960	110	2199		ALT, PS ALT, PS, AC	6K2040 6K2140
230 E	01/85-06/93	M102.982	97-100	2298		ALT ALT, PS ALT, PS, AC	6K1015 6K1885 6K1980
250 D, 250 Turbo-D	04/85-06/93	OM602.912	66-93	2497		ALT ALT, PS ALT, PS, AC	6K1015 6K2030 6K2100
260 E, 260 E 4-matic	09/85-12/89	M103.940, M103.943	118-122	2597		ALT ALT, (AC), (-LC) ALT, (AC), (LC)	6K1020 6K2257 6K2415
280 E (124.028)	10/92-06/93	M104.942	145	2799		ALT, PS, (MANL), ⇔MTR-NO 005789 ALT, PS, (AUTOM), ⇔MTR-NO 048696 ALT, PS, (MANL), MTR-NO 005790⇔ ALT, PS, (AUTOM), MTR-NO 048697⇔ ALT, PS, AC, (MANL), ⇔MTR-NO 005789 ALT, PS, AC, (AUTOM), ⇔MTR-NO 048696 ALT, PS, AC, (MANL), MTR-NO 005790⇔ ALT, PS, AC, (AUTOM), MTR-NO 048697⇔	6K2330 6K2330 6K2380 6K2380 6K2415 6K2415 6K2475 6K2475
300 D, 300 D 4-matic, 300 Turbo-D, 300 Turbo-D 4-matic	08/89-06/93	OM603.912, OM603.913, OM603.963, OM960.960	80-108	2996		ALT ALT, PS ALT, PS, AC	6K1015 6K2080 6K2145
300 E, 300 E 4-matic	06/85-08/92	M103.983, M103.985	132-138	2960		ALT, (AC), (-LC) ALT, (AC), (LC)	6K2257 6K2415
300 E-24	09/88-08/92	M104.980	162	2960		ALT, (-AC), (MANL), MTR-NO 004957⇔, ⇔MTR-NO 009076, (-CAT) ALT, (-AC), (AUTOM), MTR-NO 021005⇔, ⇔MTR-NO 042810, (-CAT) ALT, (AC), (AUTOM), MTR-NO 042811⇔, (-CAT) ALT, (AC), (MANL), MTR-NO 009077⇔, (-CAT) ALT, (-AC), (MANL), MTR-NO 009077⇔, (20) ALT, (-AC), (AUTOM), MTR-NO 042811⇔ ALT, (-AC), (MANL), MTR-NO 004957⇔, ⇔MTR-NO 009076, (20) ALT, (-AC), (AUTOM), MTR-NO 021005⇔, ⇔MTR-NO 042810, (20) ALT, (AC), (AUTOM), MTR-NO 042811⇔, (20) ALT, (AC), (MANL), MTR-NO 009077⇔, (20) ALT, (AC), (AUTOM), ⇔MTR-NO 042810, (20) ALT, (AC), (MANL), ⇔MTR-NO 009076, (20)	6K2205 6K2205 6K2260 6K2260 6K2330 6K2330 6K2360 6K2360 6K2415 6K2415 6K2445 6K2445
320 E (124.032)	10/92-06/93	M104.992	162	3199		ALT, PS, (-AC), (MANL), ⇔MTR-NO 004356 ALT, PS, (-AC), (AUTOM), ⇔MTR-NO 072236 ALT, PS, (-AC), (MANL), MTR-NO 005603⇔ ALT, PS, (-AC), (AUTOM), MTR-NO 102821⇔ ALT, PS, (-AC), (MANL), MTR-NO 004357⇔, ⇔MTR-NO 005602 ALT, PS, (-AC), (AUTOM), MTR-NO 072237⇔, ⇔MTR-NO 102820 ALT, PS, (AC), (MANL), ⇔MTR-NO 004356 ALT, PS, (AC), (AUTOM), ⇔MTR-NO 072236 ALT, PS, (AC), (MANL), MTR-NO 005603⇔ ALT, PS, (AC), (AUTOM), MTR-NO	6K2330 6K2330 6K2360 6K2360 6K2380 6K2380 6K2415 6K2415 6K2445 6K2445





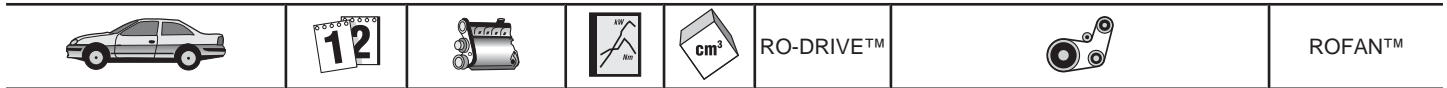
					RO-DRIVE™		ROFAN™
---	---	---	---	---	-----------	---	--------

## MERCEDES-BENZ

### Stufenheck (W124)

						102821⇨ ALT, PS, (AC), (MANL), MTR-NO 004357⇨, ⇨MTR-NO 005602 ALT, PS, (AC), (AUTOM), MTR-NO 072237⇨, ⇨MTR-NO 102820	<b>6K2475</b> <b>6K2475</b>
400 E 4.2 (124.034)	10/92-06/93	M119.975	205	4196		ALT, (-AC)	<b>6K2460</b>
<b>T1 (601)</b>							
207 D 2.4	06/82-01/90	OM616.939, OM616.937	53	2399		ALT, 09/1982⇨, ⇨01/1989	<b>3A1030</b>
	12/77-10/89	OM616.937	53	2399		ALT, ⇨MTR-NO 025904917, 040553934 ALT, MTR-NO 025905917⇨, 940553934⇨	<b>1A0960</b> <b>3A1025</b>
208 D 2.3	10/88-02/96	OM601.940	58-60	2299		ALT, MTR-NO 253308⇨ ALT, ⇨MTR-NO 253307 ALT, PS, MTR-NO 253308⇨ ALT, PS, ⇨MTR-NO 253307 ALT, ⇨12/1989 ALT, 12/1989⇨ ALT, AC, 12/1989⇨ ALT, PS, 12/1989⇨	<b>6K1000</b> <b>6K1015</b> <b>6K1980</b> <b>6K2000</b> <b>1A0940</b> <b>6K1015</b> <b>6K2030</b> <b>6K2080</b>
	11/88-02/96	OM601.940	58	2299		ALT ALT, PS, AC	<b>6K1015</b> <b>6K1980</b>
209 D 2.9	12/82-01/90	OM617.913	65	2998		ALT	<b>3A1000</b>
210 2.3	05/89-02/96	M102.945	77	2298		ALT ALT, PS ALT, PS, AC	<b>6K1015</b> <b>6K2080</b> <b>6K2145</b>
	07/82-02/96	M102.942, M102.946	70	2298		ALT AC ALT ALT, PS ALT, PS, AC	<b>1A1005</b> <b>3A0875</b> <b>6K1015</b> <b>6K1885</b> <b>6K1980</b>
	04/77-10/89	M102.942	70	2298		ALT, WP, FAN, PS ALT, WP, FAN, AC, PS	<b>6K1885</b> <b>6K1980</b>
		M115.955	63	2307		ALT ALT ALT, AC ALT, PS ALT, PS, AC	<b>1A1000</b> <b>6K1110</b> <b>6K1885</b> <b>6K1885</b> <b>6K1980</b>
210 D 2.8	10/88-02/96	OM602.940	70-72	2874		ALT, MTR-CODE OM 602.940, MTR-NO 253308⇨, ⇨MTR-NO 340125 ALT, MTR-CODE OM 602.940, ⇨MTR-NO 253307 ALT, MTR-CODE OM 602.940, MTR-NO 340126⇨ ALT, PS, MTR-CODE OM 602.940, MTR-NO 253308⇨, ⇨MTR-NO 340125 ALT, PS, MTR-CODE OM 602.940, ⇨MTR-NO 253307 ALT, AC, MTR-CODE OM 602.940, MTR-NO 253308⇨, ⇨MTR-NO 340125 ALT, AC, MTR-CODE OM 602.940, ⇨MTR-NO 253307 ALT, PS, MTR-CODE OM 602.940, MTR-NO 340126⇨ ALT, AC, MTR-CODE OM 602.940, MTR-NO 340126⇨ ALT, PS, AC, MTR-CODE OM 602.940, ⇨MTR-NO 340125 ALT, PS, AC, MTR-CODE OM 602.940, MTR-NO 340126⇨	<b>6K0995</b> <b>6K1015</b> <b>6K1020</b> <b>6K1980</b> <b>6K2000</b> <b>6K2020</b> <b>6K2030</b> <b>6K2040</b> <b>6K2050</b> <b>6K2080</b> <b>6K2100</b>
<b>T1 (602)</b>							
307 D 2.4	10/82-01/90	OM616.937, OM616.939	53	2399		ALT, ⇨MTR-NO 025904917, 040553934 ALT, MTR-NO 025905917⇨, 040553934⇨	<b>1A0960</b> <b>3A1030</b>
	06/82-01/90	OM616.939, OM616.937	53	2399		ALT, WP	<b>3A1030</b>
308 D 2.3	11/88-02/96	OM601.940	58-60	2299		ALT, ⇨12/1989 ALT, 12/1989⇨ ALT, AC, 12/1989⇨ ALT, PS, 12/1989⇨	<b>1A0940</b> <b>6K1015</b> <b>6K2030</b> <b>6K2080</b>
	06/89-02/96	OM601.940	60	2299		ALT, WP, FAN, PS, ⇨12/1994 ALT, WP, FAN, PS, 01/1995⇨ ALT, WP, FAN, AC, PS, 01/1995⇨	<b>6K2020</b> <b>6K2040</b> <b>6K2100</b>
			58-60	2299		ALT, MTR-NO 253307⇨ ALT, ⇨MTR-NO 253306 ALT, PS, MTR-NO 253307⇨	<b>6K0995</b> <b>6K1015</b> <b>6K1980</b>











MERCEDES-BENZ

**MERCEDES-BENZ**

T1 (602)						
					ALT, PS, ⇨MTR-NO 253306 ALT, AC, MTR-NO 253307⇨ ALT, AC, ⇨MTR-NO 253306 ALT, PS, AC	6K2000 6K2020 6K2030 6K2080
309 D 3.0	10/82-01/90	OM617.913	65	2998	ALT, ⇨01/1989	3A1000
310 D 2.9	06/89-02/96	OM602.940	70-72	2874	ALT, MTR-CODE OM 602.940, MTR-NO 253308⇨, ⇨MTR-NO 340125 ALT, MTR-CODE OM 602.940, ⇨MTR-NO 253307 ALT, MTR-CODE OM 602.940, MTR-NO 340126⇨ ALT, PS, MTR-CODE OM 602.940, MTR-NO 253308⇨, ⇨MTR-NO 340125 ALT, PS, MTR-CODE OM 602.940, ⇨MTR-NO 253307 ALT, AC, MTR-CODE OM 602.940, MTR-NO 253308⇨, ⇨MTR-NO 340125 ALT, AC, MTR-CODE OM 602.940, ⇨MTR-NO 253307 ALT, PS, MTR-CODE OM 602.940, MTR-NO 340126⇨ ALT, AC, MTR-CODE OM 602.940, MTR-NO 340126⇨ ALT, PS, AC, MTR-CODE OM 602.940, ⇨MTR-NO 340125 ALT, PS, AC, MTR-CODE OM 602.940, MTR-NO 340126⇨	6K0995 6K1015 6K1020 6K1980 6K2000 6K2020 6K2030 6K2040 6K2050 6K2080 6K2100
<b>VANEO (414)</b>						
1.6	02/02-	M166.961	60-75	1598	ALT, PS, (-AC) ALT, PS, AC	5K1290 5K1750
1.7 CDI	02/02-	OM668.914	55-67	1689	ALT, AC	5K1715
1.9	02/02-	M166.991	92	1898	ALT, PS, (-AC) ALT, PS, AC	5K1290 5K1750
<b>V-CLASS (638/2)</b>						
V 200	02/97-07/03	M111.950, M111.948	95-105	1998	ALT ALT, AC	6K2100 6K2205
V 200 CDI	03/99-07/03	OM611.980	75-90	2151	ALT, (-AC) ALT, (AC)	6K2080 6K2160
V 230 TD	09/96-07/03	OM601.970	72	2299	ALT, (PS) PS, AC	6K2020 6K2100
V 280	08/97-07/03	M104.900	128	2792	ALT, PS, AC	7DK1360
<b>VIANO (W639)</b>						
2.2 CDI	08/05-		85	2148	ALT	6K2260
CDI 2.2, CDI 2.2 4-matic	09/03-	OM646.982	80-110	2148	ALT, (-POWER TAKE-OFF) ALT, ⇨CH-NO 158569, (POWER TAKE-OFF) ALT, CH-NO 158570⇨, (POWER TAKE-OFF)	6K2260 6K2271 6K2280
<b>VITO (638)</b>						
108 CDI 2.2	03/99-07/03		60	2151	ALT, PS, (-AC) ALT, PS, AC	6K2080 6K2160
108 D 2.3	02/96-07/03	OM601.942	58	2299	ALT, PS ALT, PS, AC	6K2000 6K2080
110 CDI 2.2	03/99-07/03		75	2151	ALT, (-AC) ALT, (AC)	6K2080 6K2160
110 D 2.3	03/97-07/03	OM601.970	72	2299	ALT, PS ALT, PS, AC	6K2030 6K2100
110 TD 2.3	02/96-07/03	OM601.970	72	2299	PS, (-AC) PS, (AC)	6K2020 6K2100
112 CDI 2.2	03/99-07/03	OM611.980	90	2151	ALT, (-AC) ALT, (AC)	6K2080 6K2160
113 2.0	02/96-07/03	M111.950, M111.948	95	1998	PS PS, AC	6K2020 6K2100
114 2.3	12/96-07/03	M111.980, M111.978	105	2295	ALT, (-AC) ALT, (AC)	6K2100 6K2205
<b>VITO (W639)</b>						
109 CDI 2.2	09/03-	OM646.983	65	2148	ALT, (-POWER TAKE-OFF) ALT, ⇨CH-NO 158569, (POWER TAKE-OFF) ALT, CH-NO 158570⇨, (POWER TAKE-OFF)	6K2260 6K2271 6K2280
109 CDI 2.2., 109 CDI 2.2 4x4	08/06-	OM646.981	70	2148	ALT, (-AC) ALT, (AC), ⇨CH-NO 158569	6K2260 6K2271
111 CDI 2.2, 111 CDI 2.2 4x4	09/07-	OM646.982	80-85	2148	ALT, (-POWER TAKE-OFF) ALT, ⇨CH-NO 158569, (POWER TAKE-OFF) ALT, CH-NO 158570⇨, (POWER TAKE-OFF)	6K2260 6K2271 6K2280



					RO-DRIVE™		ROFAN™
---	---	---	---	---	-----------	---	--------

## MERCEDES-BENZ

### VITO (W639)

↩ 115 CDI 2.2	09/03-	OM646.982	110	2148		ALT, (-POWER TAKE-OFF)	6K2260
						ALT, ⇨CH-NO 158569, (POWER TAKE-OFF)	6K2271
						ALT, CH-NO 158570⇨, (POWER TAKE-OFF)	6K2280

## MG

### MAESTRO

2.0 EFI	10/84-09/90		86	1994		PS, ⇨12/1985	1A0700
						PS, 01/1986⇨	1A0750
						ALT, ⇨12/1985	1A0950
						ALT, 01/1986⇨	4K0890
					RR1012	CA, 01/1986⇨	

### MG TF

115	03/02-	16K4F	85	1588		PS	3K0750
						ALT, (-AC)	5K0736
						ALT, AC	5K1200
					RR1150	(AUTOM-TP)	
					RR1150K1	(AUTOM-TP)	
120	03/02-	18K4F	88	1796		PS	3K0750
						ALT, (-AC)	5K0736
						ALT, AC	5K1200
					RR1150	(AUTOM-TP)	
					RR1150K1	(AUTOM-TP)	
135	03/02-	18K4F	100	1796		ALT, (-AC)	5K0736
						ALT, AC	5K1200
160	03/02-	18K4K	118	1796		ALT, (-AC)	5K0736
						ALT, AC	5K1200

### MG ZR

105	06/01-	14K4F	76	1396		PS	3K0750
						ALT, (-AC)	5K0736
						ALT, (AC), ⇨CH-NO YD471564	5K1145
						ALT, (AC), CH-NO YD471565⇨	5K1165
					RR1150	(AUTOM-TP)	
					RR1150K1	(AUTOM-TP)	
					RR1320	(MECH-TP)	
					RR1320K1	(MECH-TP)	
120	06/01-	18K4F	86	1796		PS	3K0750
						ALT, (-AC)	5K0736
						ALT, (AC), ⇨CH-NO YD471564	5K1145
						ALT, (AC), CH-NO YD471565⇨	5K1165
					RR1150	(AUTOM-TP)	
					RR1150K1	(AUTOM-TP)	
					RR1320	(MECH-TP)	
					RR1320K1	(MECH-TP)	
160	06/01-	18K4K	118	1796		PS	3K0750
						ALT, (-AC)	5K0736
						ALT, (AC), ⇨CH-NO YD471564	5K1145
						ALT, (AC), CH-NO YD471565⇨	5K1165
Turbodiesel	06/01-		74	1994		ALT, (-AC)	6K1185
						ALT, (AC)	6K1460
					RR1096	INJP, CH-NO YD471565⇨	
					RR1097	CA, CH-NO YD471565⇨	
					RR1158	CA, ⇨CH-NO YD471564	

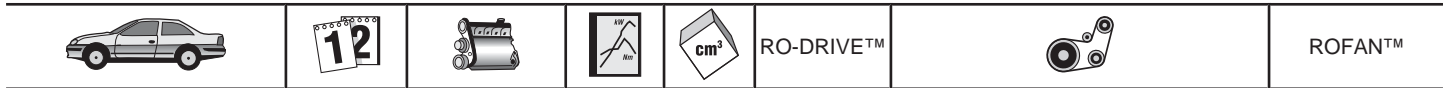
### MG ZS

120	07/01-	18K4F	86	1796		PS	3K0750
						ALT, (-AC)	5K0736
						ALT, (AC), (AUTOM), (MANL-TP)	5K1150
						ALT, (AC), (MANL)	5K1165
						ALT, (AC), (AUTOM), (AUTOM-TP)	5K1200
					RR1150	(AUTOM-TP)	
					RR1150K1	(AUTOM-TP)	
					RR1320	(MECH-TP)	
					RR1320K1	(MECH-TP)	
180	07/01-	25K4F	130	2497		ALT, (AC)	6K1560
2.0 TD	01/04-		74-83	1994		ALT, (-AC)	6K1185
						ALT, (AC)	6K1460
					RR1096	INJP, CH-NO YD471064⇨	
					RR1097	CA, CH-NO YD471064⇨	
					RR1158	CA, ⇨CH-NO YD471063	

### MG ZT

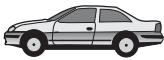





1.8 16V	01/03-	18K4F	88	1795		PS	3K0740
						ALT, (-AC)	5K0736
						ALT, (AC)	5K1200
					RR1150	CA	
					RR1150K1	CA	
160	06/01-	25K4F	118	2497		ALT, (AC)	6K1560



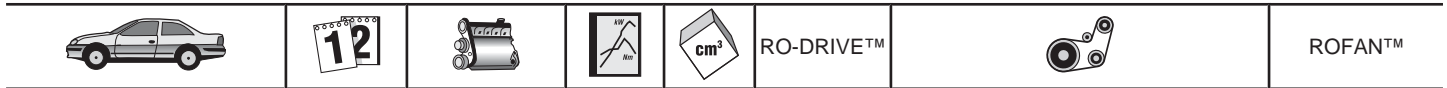

**MINI**

<b>MG</b>							
<b>MG ZT</b>							
180	01/03-	25K4F	130	2497		ALT, (AC)	6K1560
190	06/01-	25K4F	140	2497		ALT, (AC)	6K1560
<b>MGF (RD)</b>							
1.6	02/00-03/02	16K4F	82	1588	RR1150 RR1150K1 RR1320 RR1320K1	(AUTOM-TP) (AUTOM-TP) (MECH-TP)	
1.8 i 16V	03/95-03/02	18K4F	88	1796	RR1150 RR1150K1 RR1320 RR1320K1	PS ALT, (-AC) ALT, AC (AUTOM-TP) (AUTOM-TP) (MECH-TP)	3K0750 5K0736 5K1200
<b>MONTEGO</b>							
2.0 Efi, 2.0 Turbo	04/84-09/90	20HT	86-110	1994	RR1012	PS, ⇨12/1985 PS, 01/1986⇨ ALT, ⇨12/1985 ALT, 01/1986⇨ CA, 01/1986⇨	1A0700 1A0750 1A0950 4K0890
<b>MINI</b>							
<b>MINI</b>							
Cooper	06/01-	W10B16A	85	1598		ALT, (-AC), 08/2004⇨ ALT, (-AC), ⇨07/2004 ALT, (AC), FOR HOT COUNTRIES ALT, (AC)	6K0875 6K0890 6K1030 6K1054
Cooper D	03/07-	9HZ	80	1560	RR1058 RR1058K1	ALT, (-AC) ALT, (AC) CA CA	6K0800 6K0976
Cooper, Cooper S	10/06-	N12B16A	88-128	1598		ALT, (AC)	6K0906
John Cooper Works	07/07-		160	1598		ALT	6K0906
One	06/01-	W10B16A	66	1598		ALT, (-AC), 08/2004⇨ ALT, (-AC), ⇨07/2004 ALT, (AC), FOR HOT COUNTRIES ALT, (AC)	6K0875 6K0890 6K1030 6K1054
	03/07-		55-70	1397		ALT, (AC)	6K0906
One D	06/03-	1ND	55-65	1364		PS ALT, (AC)	3K0885 ELAST 7K1175
<b>MITSUBISHI</b>							
<b>3000 GT (Z16A)</b>							
3.0 i 24V 4x4	06/92-08/99	6G72	210	2972	RR1248	PS ALT CA	4K0925 6K1153
<b>CARISMA (DA_)</b>							
1.6	07/95-06/06	4G92	66-73	1597	RR1086 RR1086K1	ALT PS PS, (AC), ⇨09/1996 PS, 10/1996⇨, (AC) CA CA	4K0775 5K1090 5K1325 5K1345
	09/00-06/06		76	1597	RR1086	ALT, MTR-CODE 4G92 PS, MTR-CODE 4G92 PS, AC, MTR-CODE 4G92 CA ALT, MTR-CODE 4G92 PS, MTR-CODE 4G92 PS, AC, MTR-CODE 4G92 CA	4K0775 5K1090 5K1325 4K0775 5K1090 5K1345
1.8	07/95-06/06	4G93	85-103	1834	RR1167 RR1167K1	ALT PS PS, (AC), ⇨09/1996 PS, (AC), 10/1996⇨, ⇨10/1997 CA, ⇨12/1997, CRS: DOHC, 138 PS CA, ⇨12/1997, CRS: DOHC, 138 PS	4K0775 5K1090 5K1325 5K1345
1.8 GDI	10/00-06/06	4G93	90	1834	RR1167 RR1167K1	ALT, MTR-CODE 4G93 PS, MTR-CODE 4G93 PS, AC, MTR-CODE 4G93 CA CA, MTR-CODE 4G93	4K0780 5K1090 5K1325
1.9 DI-D	09/00-06/06	F9Q1, F9Q2	75-85	1870	RR1110 RR1110K1	ALT, WP, PS ALT, WP, PS, AC CA CA, MTR-CODE F9Q2	6K1125 6K1795
1.9 TD	10/96-09/00	F8QT	66	1870		ALT, (-AC)	6K1138



					RO-DRIVE™		ROFAN™
<b>MITSUBISHI</b>							
<b>CARISMA (DA_)</b>							
					RR1172	ALT, (AC) CA, MTR-NO C003535⇒, SEE INFO, (HTD2)	6K1635
					RR1172K2	CA, MTR-NO C003535⇒, SEE INFO, (HTD2)	
<b>COLT CZC Cabriolet</b>							
1.5	05/06-	4A91	80	1499		ALT, (-AC) ALT, (AC)	5K0915 5K1219
<b>COLT II (C1_A)</b>							
1.2 EL, GL	02/84-09/86	4G16	40	1198		ALT	4K0866
	09/86-04/88	4G16	44	1198	RR1315	ALT	4K0875
					RR1315K1	06/1987⇒ 06/1987⇒	
1.3 EL, GL	06/86-04/88	G13B	49	1299	RR1315K1		
1.5 GLX	09/84-04/88	G15B, 4G15	51-55	1468		PS ALT	3A0625 4K0875
					RR1315	06/1987⇒	
					RR1315K1	06/1987⇒	
1.6 Turbo ECi	02/84-04/88	G32BT, 4G32T/C	77-92	1597	RR1136	ALT BS, MTR-CODE 4G32T/C	4K0938
1.8 GL Diesel	02/84-04/88	4D65	43-44	1796		ALT	3A1000
					RR1136	BS	
<b>COLT III (C5_A)</b>							
1.3	04/88-05/92		51	1299	RR1315	ALT 06/1990⇒	4K0875
1.3 12V	04/88-05/92	4G13	55	1299		PS ALT	3A0625 4K0875
					RR1031	06/1990⇒	
					RR1031K1	06/1990⇒	
1.3 GL	04/88-12/90	4G13	44	1299		PS ALT	3A0625 4K0875
					RR1031	06/1990⇒	
					RR1315	⇒05/1990	
					RR1315K1		
1.5 KAT	07/90-05/92	4G15	66	1468		PS ALT	3A0625 4K0875
					RR1031		
					RR1031K1		
1.5 GLXi	04/88-05/92	4G15	62	1468		PS ALT	3A0625 4K0875
					RR1031	06/1990⇒	
					RR1031K1	06/1990⇒	
					RR1315	⇒05/1990	
					RR1315K1	⇒05/1990	
1.6 GTi 16V	04/88-05/90	4G61	91	1596		ALT	4K0975
					RR1245		
1.8 Diesel GLX	04/88-05/92	4D65	44	1796		ALT BS	3A1000
					RR1136		
1.8 GTi 16V KAT	06/90-05/92	4G67	100	1836		ALT, 01/1992⇒ ALT, ⇒12/1991 ALT, 01/1992⇒ PS, 01/1992⇒, (-AC) AC, 01/1992⇒	4K0775 4K0985 5K0950 5K0950 5K1125
					RR1046	BS	
					RR1046K2	BS	
					RR1128	CA, ⇒01/1992	
<b>COLT IV (CA_A)</b>							
1.3 GLi 12V	04/92-04/96		55	1299		PS, ⇒11/1993 AC PS, 12/1993⇒ ALT CA	3A0600 3A0800 4K0595 4K0875
					RR1031		
					RR1031K1	CA	
1.6	02/94-04/96	4G92	66	1597		ALT PS, (-AC) AC	4K0775 5K0950 5K1125
					RR1234	CA	
					RR1234K1	CA, MTR-CODE 4G92	
1.6 GLXi 16V	04/92-04/96	4G92	83	1597		ALT AC, (-PS), 12/1993⇒ PS, (-AC) AC, (PS), ⇒11/1993 AC, (PS), 12/1993⇒	4K0780 5K0880 5K0950 5K1110 5K1125
					RR1234	CA	
					RR1234K1	CA	
1.8 GTi 16V	04/92-04/96	4G93	103	1834		ALT AC, (-PS), 12/1993⇒ PS, (-AC)	4K0780 5K0880 5K0950

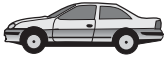









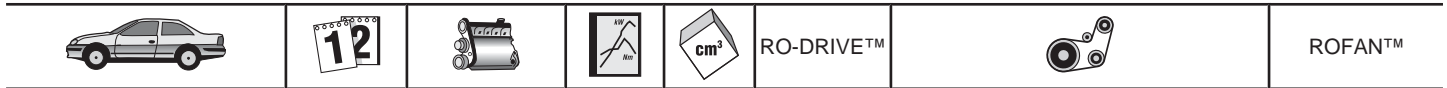
MITSUBISHI

MITSUBISHI						
<b>COLT IV (CA_A)</b>						
						AC, (PS), ⇨11/1993 AC, (PS), 12/1993⇨ CA
					RR1254	5K1110 5K1125
<b>COLT V (CJ_A)</b>						
1300	09/00-07/05	4G13	60	1299		ALT, 08/2001⇨, ⇨05/2004 PS, 08/2001⇨, ⇨05/2004, (-AC) PS, 08/2001⇨, ⇨05/2004, (AC) CA, 08/2001⇨, ⇨05/2004
					RR1121	5K0865 5K0955 5K1060
1300 GL,GLX	05/96-09/00	4G13	55	1299		ALT PS PS, AC CA, 06/2000⇨ CA, ⇨05/2000
					RR1121 RR1458	5K0865 5K0955 5K1060
1500	11/95-07/05	4G15	69	1468		ALT PS, (-AC) PS, AC
					RR1458	5K0865 5K0950 5K1060
1600, 1600 GLX	05/96-07/05	4G92	66-76	1597		ALT PS, (-AC) PS, (AC) CA CA
					RR1086 RR1086K1	4K0775 5K1090 5K1325
<b>COLT VI</b>						
1.1	10/04-	3A91	55	1124		ALT, (-AC) ALT, (AC)
						5K0920 5K1219
1.3	06/04-	4A90	70	1332		ALT, (-AC) ALT, AC
						5K0920 5K1219
1.5	06/04-	4A91	80	1499		ALT, (-AC) ALT, AC
						5K0920 5K1219
1.5 DI-D	08/04-	OM639	70	1493		ALT
						5K1788
<b>CORDIA (A21_A)</b>						
1.6 GSL	10/82-12/86	4G32	55	1597		ALT ALT, (PS) BS CA, 06/1983⇨
					RR1136 RR1442	1A0935 3A0950
1.8 GSL	10/86-12/86	4G37	66	1755		ALT CA, ⇨12/1986 BS
					RR1011 RR1136	4K0938
1.8 Turbo ECi	10/84-12/86	4G62T	100	1795		ALT BS CA
					RR1136 RR1442	4K0975
<b>ECLIPSE I (D2_A)</b>						
2.0 i 16V	04/91-11/95	4G63	110	1997		AC ALT BS BS CA
					RR1046 RR1046K2 RR1128	4K0925 4K0985
2.0 i 16V 4x4	04/91-11/95	4G63	110	1997		BS BS CA
					RR1046 RR1046K2 RR1128	
<b>ECLIPSE II (D3_)</b>						
2000 GS 16V	12/95-04/99	4G63	107	1997		PS AC ALT BS BS CA
					RR1046 RR1046K1 RR1128	4K0698 4K0938 4K0990
2000 GT 16V	12/95-04/99		157	1997		PS AC ALT BS BS CA
					RR1046 RR1046K1 RR1128	4K0698 4K0938 4K0975
<b>GALANT III (E1_A)</b>						
1.6 GLX	06/84-12/87	4G32	55	1597		ALT BS CA
					RR1136 RR1442	4K0938
1.8 Turbo-D	06/84-12/87	4D65T	60	1795		ALT ALT, (AUTOM) BS
					RR1136	3A1000 3A1025
2.0 GLS	06/84-12/87	G63B, 4G63	66-75	1997		AC ALT BS CA
					RR1136 RR1442	3A0925 4K0975
2.4 GLS	07/85-12/87	G64B	82	2351		ALT BS
					RR1136	4K0975
<b>GALANT IV (E3_A)</b>						
1.8	11/87-10/92	4G37	63-66	1755		PS
						3A0625



					RO-DRIVE™		ROFAN™
<b>MITSUBISHI</b>							
<b>GALANT IV (E3_A)</b>							
						AC, OE-NO MB167064 AC, OE-NO MB167065 ALT BS CA	3A0875 3A0900 4K0938
1.8 Turbo-D	12/87-10/92	4D65T	55	1796	RR1136 RR1442	ALT ALT, (AUTOM) BS	3A1000 3A1025
2.0	12/88-10/92	4G63	80	1997	RR1136	ALT	4K0985
					RR1046 RR1046K2 RR1128 RR1136 RR1260	BS, 05/1992⇒ BS, 05/1992⇒ CA, (DOHC) BS, ⇒04/1992 CA, (SOHC)	
	11/87-10/92	4G63	80-110	1997		PS AC ALT BS, 05/1992⇒ BS, 05/1992⇒ CA, (DOHC) BS, ⇒04/1992 CA, (SOHC)	3A0675 4K0925 4K0985
2.0	12/88-10/92	4G63	80	1997		PS AC	3A0675 4K0915
<b>GALANT V (E5_A, E7_A, E8_A)</b>							
1.8, 1.8 GLSI	11/92-08/96	4G93	85-93	1834		ALT PS, (-AC) AC	4K0780 5K0950 5K1110
2.0 GLSI, 2.0 GLSI 4x4	11/92-08/96	4G63	101	1997		PS AC ALT BS BS BS CA CA	4K0698 4K0950 4K0985
					RR1046 RR1046K2 RR1236 RR1236K1		
2.0 GLSTD	11/92-08/96	4D68T	66	1998	RR1046 RR1046K2	ALT BS BS	3A1025
2.0 V6-24	11/92-08/96	6A12	110	1999		ALT PS AC	4K0950 5K0925 5K1060
2.5 V6-24 4x4	11/92-08/96	6G73	125	2497		PS ALT, (-AC) ALT, (AC) CA	4K0925 6K1080 6K1153
					RR1248		
<b>GALANT VI (EA_)</b>							
2.0	09/96-09/00	4G63	100	1997		ALT PS PS, AC BS BS BS CA	4K0938 5K1090 5K1350
					RR1046 RR1046K1 RR1115		
	09/00-10/04		98	1997		ALT, 08/2001⇒, ⇒10/2003 PS, 08/2001⇒, ⇒10/2003, OE-NO MD339525 PS, 08/2001⇒, ⇒10/2003, OE-NO MD317245 BS BS CA	4K0938 5K1070 5K1330
					RR1046 RR1046K1 RR1115		
2.0 TDI	09/96-10/03	4D68SOHC	66	1998		ALT PS AC BS BS, MTR-CODE 4D68T	3A1025 4K0890 5K0940
					RR1046 RR1046K2		
2.4 GDI	02/99-10/04	4G64	106-110	2351		ALT PS, (-AC) PS, (AC) MTR-CODE 4G64, BS MTR-CODE 4G64, BS	5K0940 5K1070 5K1330
					RR1046 RR1046K1		
2.5 V6 24V	09/00-10/04	6A13	118-120	2498		ALT, ⇒05/2003 PS, (-AC), ⇒05/2003 PS, (AC), ⇒05/2003	4K0950 6K0962 6K1060
<b>GALLOPER (JK-01)</b>							
2.5 TD	02/99-		65	2476		ALT PS CA, MTR-CODE D4BH MTR-CODE D4BH, BS	2X1A1100 3A0785
					RR1032 RR1048		

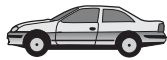




MITSUBISHI

MITSUBISHI							
<b>GALLOPER (JK-01)</b>							
↩ 2.5 TD intercooler	02/99-	D4BH	73	2476	RR1032 RR1032K2 RR1048 RR1048K1	ALT PS CA, MTR-CODE D4BH CA MTR-CODE D4BH, BS BS	2X1A1100 3A0785
3.0 V6	02/99-	G6AT	104	2972		PS AC ALT	3A0800 3A0925 5K1350
<b>GRANDIS</b>							
2.0 DI-D	09/05-	BSY	100-103	1968	RR1087		6K1720
2.4	04/04-	4G69	121	2378	RR1046	ALT BS	6K1870
<b>L 200</b>							
2.5 DI-D	11/05-		100-123	2477		AC	3A0900
<b>L 200 (K_T)</b>							
2.0	06/96-	4G63	90	1997	RR1046 RR1046K2 RR1236 RR1236K1	ALT PS BS BS, MTR-CODE 4G63,G63B CA CA, MTR-CODE 4G63,G63B	4K0990 4K1054
2.0 4x4	11/86-05/92	4G63	75	1997		ALT, ⇨01/1989 ALT, 02/1989⇨ AC PS	1A0960 1A0975 3A0950 3A0975
2.4 4x4	06/96-	4G64	97	2351	RR1046 RR1046K1 RR1238	AC ALT PS BS BS CA	4K0938 4K0990 4K1054
2.5 D	11/86-08/96	4D56	51	2476	RR1032 RR1032K2 RR1034 RR1034K1 RR1048 RR1048K1 RR1316 RR1316K1	PS CA, 06/1993⇨ CA, 06/1993⇨ CA, ⇨05/1993 CA, ⇨05/1993 BS, 06/1993⇨ BS, 06/1993⇨ BS, ⇨05/1993 BS, ⇨05/1993	3A0785
	06/96-	4D56	55	2477		ALT, 2X AC ALT CA BS	1A1075 3A0875 4K1125
2.5 D 4WD	12/87-05/93	4D56	51	2476	RR1034 RR1034K1 RR1316 RR1316K1	PS BS BS	3A0785
2.5 TD 4WD	11/92-08/96	4D56T	64	2477	RR1032 RR1034 RR1034K1 RR1048 RR1316 RR1316K1	PS CA, 06/1993⇨ CA, ⇨05/1993 CA, ⇨05/1993 BS, 06/1993⇨ BS, ⇨05/1993 BS, ⇨05/1993	3A0785
	09/01-	4D56T	85	2477		ALT AC PS CA CA BS BS	2X1A1075 3A0875 4K1125
2.5 TD 4x4	06/96-	4D56TD	73	2477	RR1032 RR1032K2 RR1048 RR1048K1	ALT, 2X PS CA CA BS BS	1A1075 4K1125
<b>L 300</b>							
1.6	05/80-	4G32	48-51	1597	RR1136	ALT PS BS	1A0935 3A0975
1.8 4x4	08/84-02/87	4G62	60	1795		ALT PS	1A0960 3A0975





RO-DRIVE™



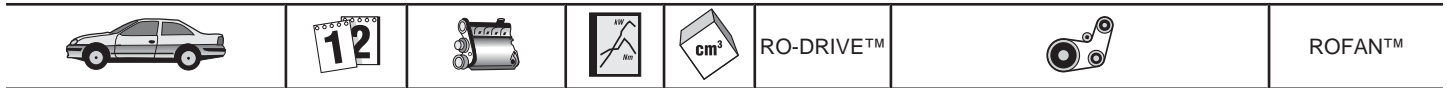
ROFAN™

## MITSUBISHI

L 300

					RR1136 RR1442	BS CA	
2.0	07/96-		83	1997	RR1046 RR1046K2 RR1236 RR1236K1	PS ALT BS BS, MTR-CODE 4G63,G63B CA CA, MTR-CODE 4G63,G63B	3A0975 3A1000
	07/94-	4G63	85	1997	RR1046 RR1046K2 RR1236 RR1236K1	ALT AC PS BS BS CA CA	4K0985 4K0985 4K1054
	06/94-05/02	4G63	82	1997	RR1046 RR1046K2 RR1236	AC ALT PS BS BS CA	3A0950 4K0985 4K1060
2.0 4x4	11/86-02/87	4G63	65	1997	RR1136 RR1442	ALT PS BS CA	1A0960 3A0975
2.0, 2.0 4WD	11/86-	G63B, 4G63	64-66	1997	RR1046 RR1046K2 RR1136 RR1185 RR1442	PS ALT BS, 05/1992⇒ BS, 05/1992⇒ BS, ⇒04/1992 CA, 05/1992⇒ CA, ⇒04/1992	3A0975 3A1000
2.3 D	04/83-10/86	4D55	50	2347	RR1034 RR1034K1 RR1316 RR1316K1	PS BS BS	3A0750
2.4	11/86-	4G64, G64B	82	2351	RR1046 RR1046K2 RR1136 RR1246	PS ALT BS, 05/1992⇒ BS, 05/1992⇒ BS, ⇒04/1992 CA, 05/1992⇒	3A0975 3A1000
2.4 4WD	11/86-12/90	G64B	80	2351	RR1136	PS ALT BS, ⇒04/1992	3A0975 3A1000
2.5 D	11/86-	4D56	51	2477	RR1032 RR1032K2 RR1034 RR1034K1 RR1048 RR1048K1 RR1316 RR1316K1	PS AIRC CA, 06/1993⇒ CA, 06/1993⇒ CA, ⇒05/1993 CA, ⇒05/1993 BS, 06/1993⇒ BS, 06/1993⇒ BS, ⇒05/1993 BS, ⇒05/1993	3A0750 3A0925
	11/86-04/94	4D56	51	2477	RR1032 RR1032K2 RR1034 RR1034K1 RR1048 RR1048K1 RR1316 RR1316K1	PS AC CA, 06/1993⇒ CA, 06/1993⇒ CA, ⇒05/1993 CA, ⇒05/1993 BS, 06/1993⇒ BS, 06/1993⇒ BS, ⇒05/1993 BS, ⇒05/1993	3A0785 3A0950
	11/94-	4D56T	64	2477	RR1032 RR1032K2 RR1048 RR1048K1	ALT PS CA CA BS BS	2X1A1100 4K1125
2.5 TD 4WD	11/88-	4D56T	64	2477	RR1032 RR1034 RR1034K1 RR1048	PS AIRC CA, 06/1993⇒ CA, ⇒05/1993 CA, ⇒05/1993 BS, 06/1993⇒	3A0750 3A0925

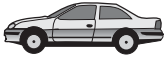









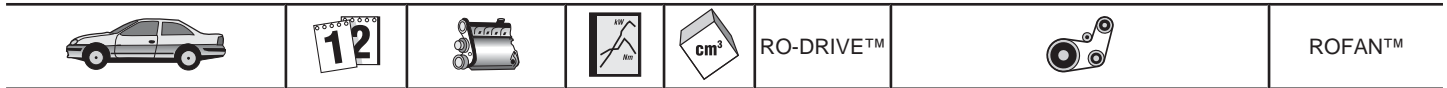
MITSUBISHI

MITSUBISHI							
L 300							
					RR1316	BS, ⇨05/1993	
					RR1316K1	BS, ⇨05/1993	
L 400 (PAOV) 2500 TD							
	09/96-	4D56T	64	2477		ALT	2X1A1100
						AC	3A0900
						PS	4K1080
					RR1032	CA	
					RR1048	BS	
LANCER							
1.3	09/03-	4G13	60	1299		PS, ⇨08/2005	5K1060
					RR1121	CA	
1.5	06/08-	4A91	80	1499		ALT, (AC)	5K1190
1.6	09/03-	4G18	72	1584		ALT, ⇨03/2007	5K0906
						PS, ⇨03/2007	5K1060
					RR1121	CA, ⇨03/2007	
1.8	02/08-		105	1798		ALT	6K1460
2.0	09/03-	4G63	99	1997		ALT	6K1830
					RR1046	BS	
					RR1128	CA	
2.0 16V EVO IX	01/06-	4G63Turbo	206	1997		ALT	6K1795
					RR1046	BS	
2.0 16V EVO VIII	03/04-		195	1997		ALT	6K1795
					RR1046	BS	
					RR1128	CA	
2.0 DI-D	01/08-	BKD	103	1968		ALT, (AC)	6K1720
					RR1087	CA	
LANCER III							
1.2	08/86-04/88	4G16	44	1198		ALT	4K0875
					RR1315	06/1987⇨	
					RR1315K1	06/1987⇨	
1.2 GL	01/84-10/86	4G16	40	1198		ALT	4K0866
1.5	09/88-12/90	4G15	61	1468		PS	3A0625
						ALT	4K0875
					RR1031	06/1990⇨	
					RR1315	⇨05/1990	
					RR1315K1		
1.5 12V	09/90-12/91	4G15	66	1468		PS	3A0625
						ALT	4K0875
					RR1031		
					RR1031K1		
1.5, 1.5 GLX	11/83-08/89	4G15, G15B	51-55	1468		PS	3A0625
						ALT	4K0875
					RR1315	06/1987⇨	
					RR1315K1	06/1987⇨	
1.8 4x4	01/87-06/92	4G37, G37B	61-69	1755		ALT	4K0938
1.8 D	09/85-09/86	4D65	43	1796		ALT	3A1000
					RR1136	BS	
	08/86-06/92	4D65	44	1796		PS	3A0625
						ALT	3A1000
					RR1136	BS	
1.8 Diesel	09/86-04/88	4D65	44	1796		PS, 10/1986⇨	3A0625
						PS, ⇨09/1986	3A0675
						ALT	3A1000
					RR1136	BS	
LANCER IV (C6_A)							
1.3	08/88-05/92	G13B	51	1299		ALT	4K0875
					RR1315		
					RR1315K1	⇨05/1990	
LANCER IV (C6_A, C7_A)							
1.3	04/88-05/94	4G13	44-55	1299		PS	3A0625
						ALT	4K0875
					RR1031	06/1990⇨	
					RR1031K1	06/1990⇨	
					RR1315	⇨05/1990	
					RR1315K1	⇨05/1990	
1.5	04/88-05/92	4G15	62-66	1468		PS	3A0625
						ALT	4K0875
					RR1031	06/1990⇨	
					RR1031K1	06/1990⇨	
					RR1315	⇨05/1990	
					RR1315K1	⇨05/1990	
1.6 16V	06/92-05/94	4G92	83	1597		ALT	4K0780
						PS, (-AC)	5K0950
						AC	5K1125
					RR1234		
					RR1234K1		
1.8 4x4	09/89-06/92	4G37	71	1755		ALT	4K0938



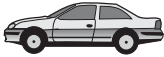





					RO-DRIVE™		ROFAN™
<b>MITSUBISHI</b>							
<b>LANCER IV (C6_A, C7_A)</b>							
↳ 1.8 D, 1.8 GLX Diesel	04/88-05/92	4D65	44	1796		PS ALT BS	3A0650 3A1000
1.8 GTi 16V	06/92-12/93	4G93	103	1834	RR1136	ALT AC, 12/1993⇒ PS, (-AC) PS, AC, ⇒11/1993 PS, AC, 12/1993⇒	4K0760 5K0875 5K0950 5K1110 5K1125
	11/89-05/92	4G67	100	1836	RR1254	PS ALT	3A0675 4K0985
					RR1046 RR1046K2 RR1128	BS BS CA	
<b>LANCER V</b>							
1.3	06/92-	4G13	55	1298		PS, ⇒11/1993 AC PS, 12/1993⇒ ALT CA	3A0600 3A0800 4K0595 4K0875
					RR1031 RR1031K1	CA CA	
1.6	02/94-	4G92	66	1597		ALT, ⇒02/1996 AC, (-PS), ⇒02/1996 PS, (-AC), ⇒02/1996 AC, (PS), ⇒02/1996 CA	4K0780 5K0880 5K0950 5K1125
					RR1234 RR1234K1	CA CA, MTR-CODE 4G92	
1.8 16V	06/92-12/93	4G93	103	1834		ALT PS, (-AC) PS, AC	4K0760 5K0950 5K1110
					RR1254		
2.0 D, 2.0 D 4x4	06/92-	4D68	50-65	1998		AC ALT BS BS	3A0950 3A1025
					RR1046 RR1046K2		
<b>LANCER VI (CK/P_A)</b>							
1.3 12V	12/95-08/03	4G13	55	1299		ALT, ⇒05/2001 PS, (-AC), ⇒06/1996 PS, (-AC), 07/1996⇒, ⇒05/2001 AC, 06/1999⇒, ⇒05/2001 AC, ⇒05/1999	5K0865 5K0950 5K0962 5K1060 5K1070
					RR1458		
1.5 16V	12/95-08/03	4G15	69	1468		ALT PS, (-AC) PS, AC	5K0865 5K0950 5K1060
					RR1458		
1.6 16V	12/95-08/03	4G92	66	1597		ALT PS PS, AC CA CA	4K0775 5K1090 5K1325
					RR1086 RR1086K1		
2.0 16V EVO VI / VII	01/99-08/03	4G63Turbo	206	1997		ALT, (-AC) ALT, (AC) BS BS CA	6K1432 6K1775
					RR1046 RR1046K2 RR1128		
<b>OUTLANDER</b>							
2.0 DI-D	02/07-	BSY	103	1968			6K1720
					RR1087	CA	
2.0, 2.0 4WD, 2.0 Turbo 4WD	05/03-	4G63	93-177	1997		ALT BS CA	6K1830
					RR1046 RR1128		
2.2 DI-D	08/07-		115	2179		ALT, (AC)	6K1743
2.4 4WD	05/03-	4G69	118-119	2378		ALT, (AC), ⇒10/2006 BS	6K1885
					RR1046		
<b>PAJERO CLASSIC (V2_W)</b>							
2.5 TD	07/02-		85	2477		AC ALT, PS CA CA BS BS	3A0975 6K1370
					RR1032 RR1032K2 RR1048 RR1048K1		
<b>PAJERO I (L04_G, L14_G)</b>							
2.3 TD	12/82-04/86	4D55T	62	2347		PS BS BS	3A0785
					RR1034 RR1034K1 RR1316 RR1316K1		

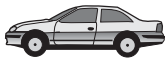




MITSUBISHI							
<b>PAJERO I (L04_G, L14_G)</b>							
↩ 2.5 TD	05/86-12/91	4D56T	62-70	2477	RR1034 RR1034K1 RR1316 RR1316K1	PS PS BS BS	3A0785 3A1150
2.6	01/83-11/90	4G54	76	2555		ALT PS ALT, (CAT)	1A0935 3A0750 3A0950
3.0 V6	11/88-11/90	6G72	104	2995		PS AC ALT	3A0800 3A0925 5K1350
<b>PAJERO II (V2_W, V4_W)</b>							
1.8 GDI	06/98-04/00	4G93	96	1834	RR1167 RR1167K1	ALT PS, (-AC) CA CA	4K0780 5K1080
2.4	04/91-04/00	4G64	82	2351	RR1046 RR1046K2 RR1136 RR1246	ALT BS, 05/1992⇒ BS, 05/1992⇒ BS, ⇒04/1992 CA, 05/1992⇒	3A1000
2.5 TD	12/90-04/00	4D56TD	73	2477	RR1032 RR1034 RR1034K1 RR1048 RR1316 RR1316K1	ALT ALT PS, ⇒12/1991 AC PS, 01/1992⇒, ⇒10/1993 PS, 11/1993⇒ CA, 11/1993⇒ CA, ⇒10/1993 CA, ⇒10/1993 BS, 11/1993⇒ BS, ⇒10/1993 BS, ⇒10/1993	1A1075 1A1090 3A0785 3A0925 3A1150 4K1125
2.5 TDIC 2WD	03/91-08/99	4D56T	73	2477	RR1032 RR1032K2 RR1034 RR1034K1 RR1048 RR1048K1 RR1316 RR1316K1	ALT, 11/1993⇒, 2X AC PS, ⇒10/1993 PS, 11/1993⇒ CA, OE-NO MD300470, 11/1993⇒ CA, 11/1993⇒ CA, OE-NO MD134377, ⇒10/1993 CA, ⇒10/1993 BS, 11/1993⇒ BS, 11/1993⇒ BS, ⇒10/1993 BS, ⇒10/1993	1A1075 3A0925 3A1150 4K1125
2.8 TD	06/94-04/00	4M40	92	2835		ALT AC	1A0975 3A0950
3.0 V6	12/90-04/00	6G72	110-133	2972	RR1065	PS, ⇒05/1994 AC PS, 06/1994⇒ ALT, 06/1994⇒ ALT, ⇒05/1994 06/1994⇒	3A0800 3A0925 4K0950 5K1125 5K1350
3.5 V6 24V	06/94-04/00	6G74DOHC	153	3497		AC PS, 06/1997⇒, ⇒01/1999 PS, 02/1999⇒ PS, ⇒05/1997	3A0925 4K0995 4K1000 4K1060
	07/97-04/00		143	3497		AC PS, 06/1997⇒, ⇒01/1999 PS, 02/1999⇒	3A0925 4K0995 4K1000
<b>PAJERO III (V60)</b>							
3.2 DI-D	04/00-	4M41	118-121	3200		AC, MTR-CODE 4M41	3A0925
<b>PAJERO III (V60, V70)</b>							
2.5 Tdi	09/01-		85	2477	RR1032 RR1032K2 RR1048 RR1048K1	AC CA CA BS BS	3A0975
3.5 V6 GDI	04/00-		149	3497		ALT, WP, PS, AC	7K2418
<b>PAJERO PININ (H6_W, H7_W)</b>							
1.8	11/01-	4G93	84	1834		ALT PS, (-AC) PS, OE-NO MD304887, (AC) PS, (AC), OE-NO MD187462	4K0780 5K1080 5K1330 5K1345
1.8 GDI	10/99-		88	1834		ALT PS, (-AC) PS, (AC)	4K0780 5K1090 5K1350



					RO-DRIVE™		ROFAN™
<b>mitsubishi</b>							
<b>PAJERO PININ (H6_W, H7_W)</b>							
					<b>RR1167</b> <b>RR1167K1</b>	CA, MTR-CODE 4G93, ⇨06/2000 CA, MTR-CODE 4G93, ⇨06/2000	
2.0 GDI	10/00-	4G94	95	1999		ALT PS, (-AC) PS, (AC)	<b>4K0780</b> <b>5K1090</b> <b>5K1350</b>
3.2 DiD, 3.0 DiD Allrad	09/99-	4M41	118-129	3200		ALT, 2X AC	<b>1A0960</b> <b>3A0925</b>
<b>PAJERO SPORT (K90)</b>							
2.5 TD	11/98-	4D56T	73	2477	<b>RR1032</b> <b>RR1048</b>	PS CA BS	<b>4K1125</b>
	07/02-	4D56T	85	2477	<b>RR1032</b> <b>RR1032K2</b> <b>RR1048</b> <b>RR1048K1</b>	AC ALT, PS CA CA BS BS	<b>3A0975</b> <b>6K1370</b>
3.0 V6	11/98-	6G72	125-130	2972		AC PS ALT CA	<b>3A0875</b> <b>4K0970</b> <b>5K1135</b>
3.5	11/98-		149	3497	<b>RR1065</b>	ALT, (AC)	<b>7K2418</b>
<b>SANTAMO</b>							
2.0 16V, 2.0 16V 4x4	05/99-		102	1997	<b>RR1046</b> <b>RR1046K2</b> <b>RR1128</b>	PS AC ALT BS BS CA	<b>3A0675</b> <b>4K0954</b> <b>4K0985</b>
<b>SAPORO III (E16A)</b>							
2.4	06/87-08/90	4G64	91	2351	<b>RR1136</b>	ALT BS	<b>4K0975</b>
<b>SIGMA</b>							
3.0	01/93-07/96	6G72	125	2972		AC, OE-NO MB568898 AC, OE-NO MB568899 ALT	<b>4K0938</b> <b>4K0950</b> <b>5K1240</b>
3.0 V6	12/90-07/96	6G72	130-151	2972	<b>RR1248</b>	PS, ⇨11/1991 PS, 12/1991⇨ ALT, (-AC) ALT, (AC) CA	<b>3A0925</b> <b>4K0925</b> <b>6K1080</b> <b>6K1153</b>
<b>SPACE GEAR (PA/B/D_VW)</b>							
2.0 16V	05/95-05/00	4G63	85	1997	<b>RR1046</b> <b>RR1046K2</b> <b>RR1236</b> <b>RR1236K1</b>	AC ALT PS BS BS CA CA	<b>4K0938</b> <b>4K0990</b> <b>4K1045</b>
	08/96-05/00	4G63	83	1997	<b>RR1046</b> <b>RR1046K2</b> <b>RR1236</b> <b>RR1236K1</b>	AC ALT PS BS BS CA CA	<b>4K0938</b> <b>4K0985</b> <b>4K1054</b>
2.4 i	05/95-05/00	4G64	97	2351	<b>RR1046</b> <b>RR1046K2</b> <b>RR1238</b>	AC ALT PS BS BS CA	<b>4K0938</b> <b>4K0990</b> <b>4K1045</b>
2.5 TD, 2.5 TD 4x4	05/95-05/00	4D56T, 4D56TD	64-73	2477	<b>RR1032</b> <b>RR1048</b>	ALT AC PS CA BS	<b>2X1A1100</b> <b>3A0900</b> <b>4K1080</b>
<b>SPACE RUNNER (N1_W, N2_W)</b>							
1.8	10/91-08/99	4G93	90	1834		ALT, ⇨06/1993 ALT, 06/1993⇨ PS, (-AC), 07/1992⇨ PS, (-AC), ⇨06/1992 PS, (AC)	<b>4K0760</b> <b>4K0780</b> <b>5K0925</b> <b>5K0950</b> <b>5K1145</b>
	06/96-08/99	4G93	85	1834		ALT PS AC ALT PS	<b>4K0780</b> <b>5K0925</b> <b>5K1145</b> <b>4K0775</b> <b>5K0925</b>



RO-DRIVE™



ROFAN™

## mitsubishi

### SPACE RUNNER (N1\_W, N2\_W)

2.0 16V	06/97-08/99	4G63	98	1997	RR1046 RR1046K2 RR1236 RR1236K1	AC PS BS BS CA CA	5K1145 5K1090
2.0 TD	10/92-08/99	4D68T	60	1998	RR1046 RR1046K2	AC ALT BS BS	3A0950 3A1025

### SPACE RUNNER (N50)

2.0	08/99-	4G63	100	1997	RR1046 RR1046K1 RR1115	ALT PS, (-AC) BS BS CA, MTR-CODE 4G63	5K0940 5K1090
2.4 GDI	08/99-	4G64	110	2351	RR1046 RR1046K1	ALT PS, (-AC) MTR-CODE 4G64, BS MTR-CODE 4G64, BS	5K0940 5K1090

### SPACE STAR (DG0)

1.3 16V	06/98-	4G13	60-63	1299	RR1121	ALT PS PS, AC CA	5K0884 5K0970 5K1060
1.6 16V	01/01-	4G18	72	1584	RR1121	ALT PS PS, AC CA	5K0884 5K0970 5K1060
1.8 GDI	06/98-	4G93	87-90	1834	RR1167 RR1167K1	ALT PS, (-AC) PS, (AC) CA, CRS: DOHC, ⇨08/2002 CA, CRS: DOHC, ⇨08/2002	4K0775 5K1090 5K1325
1.9 DI-D	10/02-	4G93	82	1834		ALT PS, (-AC) PS, (AC)	4K0775 5K1090 5K1345
	02/01-	F9Q1, F9Q2	75-85	1870	RR1110 RR1110K1	ALT, (-AC) ALT, (AC) CA CA, MTR-CODE F9Q1	6K1125 6K1795

### SPACE WAGON (D0\_V/W)

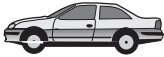





1.8 4x4	10/87-08/88	4G37	66	1755	RR1136 RR1442	PS ALT BS CA	3A0625 4K0938
1.8 GLX	01/84-12/88	4G37	66	1755	RR1011 RR1136 RR1442	ALT, ⇨02/1985 ALT, ⇨02/1985, (PS) ALT, 03/1985⇨ CA, ⇨12/1986 BS CA, 01/1987⇨	1A0935 3A0950 4K0938
1.8 TD	06/86-04/91	4D65T	55	1796	RR1136	AC AC ALT BS	3A0925 3A0950 3A1000
2.0 4x4, 2.0 GLX 4x4	03/85-04/91	4G63, G63B	62-75	1997	RR1136 RR1442	ALT BS CA	4K0975
2.0 GLX	06/86-05/88	G63B	62	1997	RR1136 RR1442	PS ALT BS CA	3A0675 4K0975

### SPACE WAGON (N3\_W, N4\_W)

1.8 TD	10/91-10/98	4D65T	55	1796	RR1136	AC AC ALT BS	3A0925 3A0950 3A1000
1.8, 1.8 4x4	10/91-10/98	4G93	90	1834		ALT PS, (-AC) PS, (AC)	4K0760 5K0950 5K1145
2.0	05/91-10/97	4G63	77	1997	RR1046 RR1236	PS PS AC, OE-NO MB439494 AC, OE-NO MB568898 ALT BS CA	3A0625 4K0648 4K0925 4K0938 4K0985





					RO-DRIVE™		ROFAN™
<b>mitsubishi</b>							
<b>SPACE WAGON (N3_W, N4_W)</b>							
↳ 2.0 TD	10/92-10/98	4D68T	60	1998	RR1046 RR1046K2	AC ALT BS	3A0950 3A1025
2.0, 2.0 4x4	10/92-10/98	4G63	98	1997	RR1046 RR1046K2 RR1236 RR1236K1	PS AC, OE-NO MB439494 AC, OE-NO MB568898 ALT BS BS CA CA	4K0648 4K0925 4K0938 4K0985
2.4, 2.4 4x4	10/91-10/97		86	2350	RR1046 RR1046K2 RR1238	AC ALT BS CA, ⇨08/1995 CA, 06/1995⇨	4K0925 4K0985
<b>SPACE WAGON (N5_W)</b>							
2.0 GDI	04/02-	4G63	98	1997	RR1046 RR1046K1 RR1115	ALT PS, (-AC) BS BS CA	5K0940 5K1090
2.4 GDI	10/98-	4G64	108-110	2351	RR1046 RR1046K1	ALT PS, (-AC) MTR-CODE 4G64, BS MTR-CODE 4G64, BS	5K0940 5K1090
<b>STARION (A18_A)</b>							
2.0 Turbo ECI	05/85-08/87	4G63T/C	132	1997	RR1136 RR1442	ALT PS BS CA	1A0975 3A0975
2.6 Turbo ECI	09/87-06/90	G54BT/C	114	2555		ALT, ⇨01/1988 PS ALT, 02/1988⇨	1A0935 3A0750 3A0975
<b>TREDIA (A21_)</b>							
1.8 GLS	08/84-07/86	4G37	66	1755	RR1136 RR1442	ALT BS CA	3A1000
GLS 1.6	09/82-10/87	4G32	55	1597	RR1136 RR1442	ALT ALT, (PS) BS CA, 06/1983⇨	1A0935 3A0950
<b>MOSKVICH</b>							
412							
1.5	03/71-		55	1478		ALT ALT	1A0825 1A0888
<b>NISSAN</b>							
<b>100 NX (B13)</b>							
1.6, 1.6 SR	03/90-10/94	GA16DS, GA16DE	66-75	1597		PS AC ALT, (-PS)	4K0810 4K0830 4K0915
2.0 GTI	03/91-10/94	SR20DE	105	1998		ALT, (-AC) PS	4K0830 4K0845
<b>200 SX (S13)</b>							
1.8 Turbo	07/88-11/93	CA18DET	124	1809	RR1441	PS AC ALT CA	3K0835 4K0845 4K0866
<b>200 SX (S14)</b>							
2.0 i 16V Turbo	10/93-12/99	SR20DET	147	1998		PS AC	3K0875 4K0875
<b>300 ZX (Z31)</b>							
3.0	01/84-12/87	VG30E	125	2960	RR1332	ALT PS, ⇨02/1987 AC, ⇨02/1987 AC, 02/1987⇨	3A0925 3A1050 3A1425 4K1413
3.0 Turbo	05/87-10/90	VG30ET	149	2960	RR1332	ALT AC	4K1028 4K1413
	04/84-10/90	VG30T	168	2960		PS, ⇨02/1987 AC, ⇨02/1987 ALT AC, 02/1987⇨	3A1050 3A1425 4K1028 4K1413





RO-DRIVE™

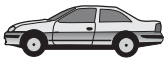







ROFAN™

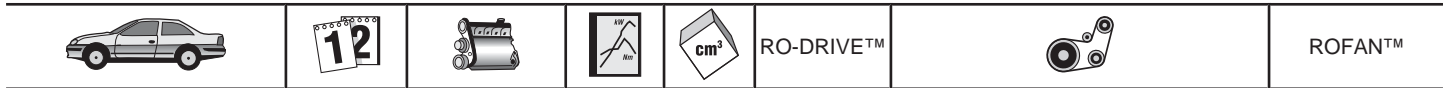
## NISSAN

<b>300 ZX (Z31)</b>											<b>RR1332</b>		
<b>300 ZX (Z32)</b>													
3.0 Twin Turbo	05/90-09/95	VG30DETT	197-208	2960			PS					4K0925	
							AC					4K0962	
							ALT					4K1038	
<b>350 Z</b>													
3.5	10/03-09/05-	VQ35DE	206-221	3498			AC					4K0950	
		VQ35HR	230	3498			PS					4K0870	
							ALT, (-AC)					6K0820	
<b>ALMERA I (N15)</b>													
1.4	09/95-07/00	GA14DE	55-64	1392			PS					4K0810	
							AC					4K0830	
							ALT, WP					4K0915	
1.6	09/95-03/00	GA16DE	73	1597			PS					4K0810	
							ALT, (-AC)					4K0825	
							ALT, (AC), 04/1996⇒					4K1100	
							ALT, (AC), ⇒04/1996					4K1125	
2.0 D	11/95-07/00	CD20	55	1974			PS					3A0800	
							ALT					3A0850	
							AC					3A0850	
							CA						
							INJP, ⇒03/1996						
							⇒03/1996, INJP						
2.0 GTi	07/96-03/00	SR20DE	105	1998			ALT, (-AC)					4K0830	
							PS					4K0845	
<b>ALMERA II (N16)</b>													
1.5	03/00-	QG15DE	66-72	1498			PS					4K0850	
							ALT, (-AC)					6K0820	
							ALT, AC, 01/2001⇒					6K1095	
							ALT, AC, ⇒12/2000					6K1110	
1.5 dCi	01/03-	K9K722	60	1461			ALT, (-AC)					5K1135	
							ALT, AC					5K1200	
							CA						
							CA, ⇒08/2003						
1.8	01/00-	QG18DE	84-86	1769			PS, 04/2001⇒					4K0850	
							PS, ⇒03/2001					4K0870	
							ALT, (-AC)					6K0820	
							ALT, (AC), 04/2001⇒					6K1095	
							ALT, (AC), ⇒03/2001					6K1110	
	01/02-	QG18DE	94	1769			PS, 04/2001⇒					4K0850	
							ALT, (-AC)					6K0820	
							ALT, (AC), 04/2001⇒					6K1100	
2.2 dCi, 2.2 Di	09/03-	YD22DDT, YD22DDTi	81-100	2184			ALT					3A0990	
<b>ALMERA TINO (V10)</b>													
1.8	08/00-	QG18DE	84	1769			PS					4K0850	
							ALT, (-AC)					6K0820	
							ALT, (AC), 01/2001⇒					6K1095	
							ALT, (AC), ⇒01/2001					6K1110	
	12/02-	QG18DE	85	1769			PS					4K0850	
							ALT					6K0825	
							AC					6K1095	
2.0	08/00-	SR20DE	100	1998			PS					4K0830	
2.2 dCi, 2.2 Di	08/00-	YD22DDT, YD22DDTi	82-100	2184			ALT					3A0990	
<b>BLUEBIRD (T72 , T12)</b>													
1.6	03/86-06/90	CA16S	61	1598			ALT, (PS), (AC)					4K0698	
							ALT, (-PS), (AC)					4K0706	
							ALT, (PS), (-AC), 12/1987⇒					4K0725	
							WP, (-PS), (AC)					4K0810	
							PS					4K0925	
							ALT, (-PS), (-AC)					4K0962	
							ALT, (PS), (-AC), ⇒12/1987					6K0730	
							AC					6K0884	
	03/86-06/91	CA16S	66	1598			ALT, (AC)					4K0715	
							ALT, (PS), 12/1987⇒					4K0725	
							WP, (-PS), (AC)					4K0810	
							PS					4K0925	
							ALT					4K0962	
							ALT, (PS), ⇒12/1987					6K0730	
							AC					6K0884	
1.8 i 16V	02/89-12/90	CA18D	95	1809			ALT, (AC)					4K0715	
							ALT, (PS)					4K0725	
							PS, (OHC)					4K0925	
							PS, (DOHC)					4K0938	
							ALT					4K0962	
							AC					6K0884	
							(DOHC)						



					RO-DRIVE™		ROFAN™
<b>NISSAN</b>							
<b>BLUEBIRD (T72 , T12)</b>							
2.0	12/85-12/87	CA20S	75	1974		ALT, (AC) ALT, (PS), 12/1987⇒ WP PS ALT ALT, (PS), ⇨12/1987 AC	4K0715 4K0725 4K0810 4K0925 4K0962 6K0730 6K0884
2.0 D	03/86-12/90	LD20	49	1952		ALT, (AC) ALT PS	3A0725 3A0785 3A0900
2.0 i	12/85-12/90	CA20E	77	1974		ALT, (AC) ALT, 12/1987⇒, (PS) WP, (AC) PS PS, (DOHC) ALT ALT, ⇨12/1987, (PS) AC ALT, (AC) ALT, (PS), (-AC), 12/1987⇒ WP, (-PS), (AC) PS ALT, (-PS), (-AC) ALT, (PS), (-AC), ⇨12/1987 AC	4K0715 4K0725 4K0810 4K0925 4K0938 4K0962 6K0730 6K0884 4K0706 4K0725 4K0810 4K0925 4K0962 6K0730 6K0884
<b>BLUEBIRD (U11, WU11)</b>							
1.8	11/83-06/88	CA18S	66	1809		ALT, PS, AC, ⇨01/1986 ALT, (PS), ⇨01/1986 PS, ⇨01/1986 ALT, ⇨01/1986	1A0785 1A0940 1A0950 1A1075
2.0 D	04/84-12/90	LD20	43-49	1952		ALT, (PS), (AC) ALT, (PS) ALT PS	3A0725 3A0785 3A0900 3A0900
2.0 i	04/84-01/88	CA20S, CA20E	77	1974		ALT, (PS), (AC) ALT, (-PS), (AC) ALT, (PS), (-AC), 12/1987⇒ WP, (-PS), (AC) PS ALT, (-PS), (-AC) ALT, (PS), (-AC), ⇨12/1985 AC	4K0698 4K0706 4K0725 4K0810 4K0925 4K0962 6K0730 6K0884
<b>CHERRY (N12)</b>							
1.3	05/82-10/86	E13	44	1269		ALT	1A0990
1.5	11/83-10/86	E15S	55	1488		ALT	1A0990
1.7 D	10/82-12/86	CD17	40	1681		ALT ALT, AC	3A0800 3A0875
<b>INTERSTAR</b>							
dCi 100	11/03-		73	2463	RR1092 RR1092K1	ALT, (-AC) ALT, (AC) CA CA	6K1153 6K1795
dCi 120	07/02-	G9U720	84-88	2463	RR1092 RR1092K1	ALT, (-AC) ALT, (AC) CA CA	6K1153 6K1795
dCi 150	08/06-		107	2464		ALT, (AC)	7K1795
dCi 80	07/02-	F9Q772	60	1870	RR1110 RR1110K1	ALT, (-AC) ALT, (AC) CA CA	5K1125 6K1795
dCi 90	07/02-	G9T722	66	2188	RR1092 RR1092K1	ALT, (-AC) ALT, (AC) CA CA	6K1153 6K1795
<b>KUBISTAR (X76)</b>							
1.2	08/03-	D7F764	44	1149	RR1014 RR1014K1	ALT PS CA, ⇨08/2005 CA, ⇨08/2005	3K0740 4K0905
1.5 dCi	08/03-	K9K722	60	1461	RR1101K1	ALT ALT, AC	5K1135 5K1200
		K9K704	48	1461	RR1101	ALT, (-AC) ALT, (AC) CA	5K1135 5K1200
1.6 16V	08/03-	K4M752	70	1598	RR1148	CA	

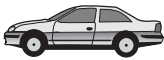









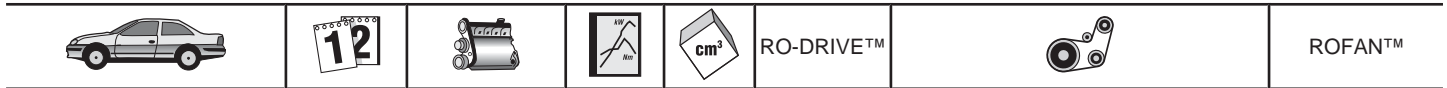
NISSAN

NISSAN							
<b>LAUREL (JC32)</b>							
↩ 2.4	01/85-12/87	L24S, L24E	94	2393		PS ALT, (PS), (AC) AC ALT PS	3A0825 3A0875 3A0900 3A0900 3A1125
2.8 D	01/85-12/87	LD28	62	2792		PS AC	3A0825 3A0900
	01/85-12/89	RD28	66	2826		PS ALT	3A1075 3A1150
<b>MAXIMA</b>							
2.0	02/95-08/00	VQ20DE	103	1995		PS ALT, (-AC) ALT, (AC)	4K0775 6K0884 6K1100
					RR1103	CA, 06/1993⇒	
2.0 QX	10/97-	VQ20DE	103	1995		PS ALT, (-AC) ALT, (AC)	4K0775 6K0890 6K1100
3.0 i	10/88-06/94	VG30E	125	2960		ALT PS AC	4K0775 4K1038 4K1190
					RR1103 RR1332	06/1993⇒ ⇒05/1993	
3.0, 3.0 QX, 3.0 V6 24V	01/95-	VQ30DE	142-147	2988		PS ALT, (-AC) ALT, (AC)	4K0775 6K0890 6K1100
<b>MICRA (K10)</b>							
1.0	12/82-12/89	MA10S	37-40	988		ALT, (-PS) AC, (-PS) PS ALT, (PS), (AC) ALT, (PS), (-AC) AC, (PS)	1A0975 3A0825 3K0630 3K0785 3K0875 4K0810
					12/82-05/91	43	988
1.2	07/86-07/92	MA12S	40-44	1235		AC, (-PS) PS ALT AC, (PS)	3A0825 3K0630 3K0915 4K0810
					RR1298 RR1298K1	CA, 01/1989⇒ CA, 01/1989⇒	
<b>MICRA (K11)</b>							
1.0 i 16V	08/92-09/00	CG10DE	40	998		WP, (-PS) WP, (PS), 02/1998⇒ WP, (PS), ⇒02/1998 ALT, (AC), 09/1996⇒ ALT, (-PS) ALT, (PS), 09/1993⇒ ALT, (PS), ⇒09/1993	4K0648 4K0725 4K0765 4K0765 6K0675 6K0675 6K0884
					09/00-02/03	CG10DE	44
1.3 i 16V	08/92-09/00	CG13DE	55	1275		WP, (-PS) WP, (PS), 02/1998⇒ WP, (PS), ⇒02/1998 ALT, (AC), 09/1996⇒ ALT ALT, (PS), 09/1993⇒ ALT, (PS), ⇒09/1993	4K0648 4K0725 4K0765 4K0765 6K0675 6K0675 6K0884
1.4 i 16V	09/00-02/03	CGA3DE	60	1348		ALT, (-PS), (-AC)	6K0675
1.5 D	02/98-02/03	TD15	42	1527	RR1189 RR1189K1	MTR-CODE VJZ (TUD5)	
<b>MICRA (K12)</b>							
1.0 16V	01/03-	CG10DE	48	998		WP ALT, (-AC) ALT, (AC)	3K0675 4K0836 4K1075
1.2 16V	01/03-	CR12DE	48-59	1240		WP ALT, (-AC) ALT, (AC)	3K0675 4K0836 4K1075
1.4 16V	01/03-	CR14DE	65	1386		WP ALT, (-AC) ALT, (AC)	3K0675 4K0836 4K1075
1.5 dCi	01/03-	K9K704	48	1461		ALT, (-AC)	5K1135



					RO-DRIVE™		ROFAN™
<b>NISSAN</b>							
<b>MICRA (K12)</b>							
MICRA (K12)					RR1101	ALT, (AC)	6K1200
					RR1101K1	CA CA, ⇨08/2003	
	09/03-	K9K722	60	1461		ALT, (-AC) ALT, (AC)	5K1135 6K1200
					RR1101	CA	
	06/05-		50-63	1461		ALT, (-AC) ALT, (AC) ALT, (AC), OE-NO 1172000QA2	5K1135 5K1200 6K1200
					RR1101	CA	
<b>MICRA C+C (K12)</b>							
1.4 16V	08/05-	CR14DE	65	1386		WP ALT, (-AC)	3K0670 4K0836
1.6 160 SR	08/05-	HR16DE	81	1598		WP	3K0670
<b>MURANO (Z50)</b>							
3.5 4x4	03/05-	VQ35DE	172	3498		PS, MTR-CODE VQ35DE ALT, MTR-CODE VQ35DE	4K0775 6K1060
<b>NAVARA (D40)</b>							
2.5 dCi 4WD	07/05-		126-128	2488		PS	4K0825
<b>NOTE (E11)</b>							
1.4	03/06-	CR14DE	65	1386		WP ALT, (-AC)	3K0670 4K0836
1.5 dCi	03/06-		63	1461	RR1101	CA	
<b>PATHFINDER</b>							
2.5 dCi 4WD	03/05-		126-128	2488		PS	4K0825
2.7 TD 4WD	09/97-12/04	TD27ETi	96	2664		AC ALT PS	3A0925 3A1150 3A1150
3.3 V6 4WD	09/97-12/04	VG33E	110-125	3275		PS ALT CA	3A0875 6K1060
					RR1103		
<b>PATROL (K160, W160)</b>							
2.8	07/80-08/88	L28	88-89	2753		ALT, ⇨10/1984 ALT, 10/1984⇨ AC PS	3A0875 3A0900 3A0900 3A1125
3.2 TD	07/83-08/88	SD33T	81	3246		ALT, 12/1986⇨ ALT, ⇨12/1986 ALT, ⇨12/1986, (AC) PS AC	3A0925 3A0950 3A0975 3A1275 3A1500
3.3 D	11/79-08/88	SD33	70	3246		ALT, 12/1986⇨ ALT, ⇨12/1986 ALT, ⇨12/1986, (AC) PS AC	3A0925 3A0950 3A0975 3A1275 3A1500
<b>PATROL (K260, W260)</b>							
2.8	05/86-06/90	L28	88	2753		ALT AC PS	3A0900 3A0900 3A1125
2.8 TD	06/89-11/95	RD28T	85	2826		ALT PS AC	2X3A1075 3A0775 3A0900
3.2 D	08/88-06/90		81	3224		ALT PS AC	2X3A1075 3A0775 3A0900
<b>PATROL GR I (Y60)</b>							
2.8 TD	09/88-06/97	RD28T	85	2826		ALT PS AC	2X3A1075 3A0775 3A0900
4.2 D	11/88-06/97		85	4169		AC ALT PS	3A0950 3A1150 3A1250
<b>PATROL GR II (Y61)</b>							
2.8 TD	06/97-05/00	RD28Ti	95	2826		ALT AC	2X3A1075 3A0900
<b>PICK UP (720)</b>							
2.2 4WD	04/83-03/86	Z22	71	2188		ALT	1A0913
2.5 D 4WD	04/83-03/86	SD25	53	2488		ALT PS AC	3A0975 3A1175 3A1450
<b>PICK UP (D21)</b>							
2.4 i 12V, 2.4 i 12V 4WD	04/92-02/98	KA24E	91-93	2389		ALT PS	1A0900 3A1150
2.4 i 4WD	03/86-04/92	Z24i	74	2389		ALT, (AC) ALT AC PS	1A0913 1A0940 3A0825 3A1150

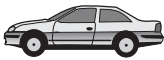









NISSAN

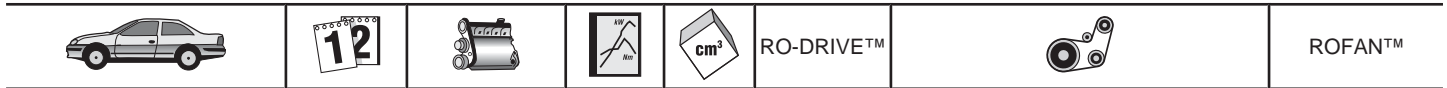
NISSAN							
<b>PICK UP (D21)</b>							
↩ 2.5 D 4WD	03/86-08/91	SD25	55	2494		ALT PS AC	3A0975 3A1175 3A1450
2.5 D, 2.5 D 4WD	08/87-02/98	TD25	59-61	2494		ALT AC ALT PS	2X3A1150 3A0925 3A1150 3A1150
<b>PICK UP (D22)</b>							
2.4 i 4WD	02/98-	KA24E	88	2389		ALT AC PS	1A0900 3A0925 3A1150
	03/02-	KA24DE	98	2389		PS AC ALT, 2X	3A0775 3A0900 3A1050
2.5 Di 4WD	03/02-	YD25DDTi	98	2488		ALT PS AC	2X3A1050 3A0775 3A0900
2.5 TD 4WD	05/98-	TD25Ti	76	2494		AC ALT, 2X	3A0925 3A1150
<b>PRAIRIE (M10, NM10)</b>							
1.5 S	01/84-12/87	E15S	55	1488		ALT AC	1A0990 3A0800
1.8 SGL	05/85-10/87	CA18S	66	1809		ALT, WP PS	1A0875 3A0750
2.0 4x4	06/86-09/88	CA20S	68	1974		PS ALT AC	3A0825 3A0875 3A0900
<b>PRAIRIE PRO (M11)</b>							
2.0 i, 2.0 i 4x4	10/88-12/92	CA20E	72	1974		ALT, (AC) PS ALT, ⇨01/1989 AC	4K0725 4K0900 6K0730 6K0884
2.4 i, 2.4 i 4x4	04/92-07/94	KA24E	98	2389		PS ALT	4K0875 6K1306
<b>PRIMASTAR (X83)</b>							
2.0	03/01-	F4R720, F4R722	88	1998	RR1098	ALT, (-AC) ALT, (AC) CA	6K1125 6K1195
	02/03-	F4R720	88	1998	RR1098	ALT, (-AC) ALT, (AC) CA	5K1125 6K1795
dCi 100	03/01-	F9Q760	74	1870	RR1110 RR1110K1	ALT, (-AC) ALT, (AC), 07/2002⇨, ⇨03/2006 CA CA	5K1125 6K1795
dCi 140	07/03-	G9U730	99	2463	RR1092 RR1092K1	ALT, (-AC) ALT, (AC) CA CA	6K1153 6K1795
dCi 80	03/01-	F9Q762	60	1870	RR1110 RR1110K1	ALT, (-AC) ALT, (AC), 07/2002⇨, ⇨03/2006 CA CA	5K1125 6K1795
<b>PRIMERA (P10)</b>							
1.6	06/90-01/96	GA16DS, GA16DE	66-75	1597		ALT, (PS) ALT, (-PS) ALT, (PS)	4K0810 4K0915 4K0815
2.0 16V, 2.0 16V 4x4, 2.0 GT, 2.0 i	06/90-06/96	SR20DI, SR20DE	85-110	1998		ALT, (-AC) PS	4K0830 4K0845
2.0 D	01/91-01/96	CD20	55	1974	RR1037 RR1037K1 RR1173 RR1173K1	PS ALT AC CA CA INJP INJP	3A0800 3A0850 3A0850
<b>PRIMERA (P11)</b>							
1.6 16V	09/96-07/02	GA16DE	66-73	1597		PS AC	4K0810 4K0830
	06/96-07/02	QG16DE	78	1597		PS ALT, (-AC) ALT, (AC)	4K0845 6K0825 6K1095
1.8	06/96-05/99	QG18DD	96	1769		PS ALT AC	4K0850 6K0815 6K1110
1.8 16V	08/99-07/02	QG18DE	84	1769		PS, MTR-CODE QG18DE ALT, (-AC) ALT, (AC), MTR-CODE QG18DE	4K0850 6K0820 6K1110



					RO-DRIVE™		ROFAN™
<b>NISSAN</b>							
<b>PRIMERA (P11)</b>							
2.0	06/96-05/99	SR20VE	140	1998		ALT, (-AC) PS	4K0825 4K0850
2.0 16V	08/99-12/01	SR20DE	85-110	1998		ALT, (-AC) PS	4K0825 4K0845
2.0 TD	09/96-07/02	CD20T	66	1974	RR1037	AC CA	3A0850
<b>PRIMERA (P12)</b>							
1.6	03/02-	QG16DE	78	1597		PS ALT, (-AC) ALT, (AC)	4K0850 6K0825 6K1095
	07/02-	QG16DE	80	1597		PS ALT, (-AC) ALT, (AC)	4K0850 6K0820 6K1095
1.8	07/02-	QG18DE	85	1769		PS ALT, (-AC) ALT, (AC)	4K0850 6K0820 6K1095
1.9 dCi	08/02-		85-88	1870	RR1078 RR1078K1	ALT CA CA	7K1795
2.0	03/02-	QR20DE	103	1998		ALT	6K2245
2.2 Di	03/02-	YD22DDT	93	2184		ALT	3A0990
<b>PRIMERA (W10)</b>							
1.6 i	03/94-03/98	GA16DE, GA16DS	66-75	1597		PS ALT, (-PS)	4K0810 4K0915
2.0 D	07/90-12/95	CD20	55	1974	RR1037 RR1037K1 RR1173 RR1173K1	PS ALT AC CA CA INJP INJP	3A0800 3A0850 3A0850
2.0 i	07/90-03/98	SR20DI	85	1998		ALT, (-AC) PS	4K0830 4K0845
<b>PRIMERA (WP11)</b>							
1.6 16V	04/98-12/01	GA16DE	66-73	1597		PS ALT, (-AC) ALT, (AC)	4K0850 6K0820 6K1095
1.8 16V	08/99-12/01	QG18DE	84	1769		PS, MTR-CODE QG18DE ALT, (-AC) ALT, (AC), MTR-CODE QG18DE	4K0850 6K0820 6K1110
	06/96-05/99	QG18DD	96	1769		PS ALT AC	4K0850 6K0815 6K1110
2.0 16V	04/98-12/01	SR20DE	85-103	1998		ALT, (-AC) PS	4K0836 4K0845
	06/96-05/99	SR20VE	140	1998		ALT, (-AC) PS	4K0825 4K0850
2.0 TD	04/98-12/01	CD20T	66	1974	RR1037	AC CA	3A0850
<b>PRIMERA (WP12)</b>							
1.8	03/02-	QG18DE	85	1769		PS ALT, (-AC) ALT, (AC)	4K0850 6K0820 6K1095
1.9 dCi	04/03-		85-88	1870	RR1078 RR1078K1	ALT CA CA	7K1795
2.0	03/02-	QR20DE	103	1998		ALT	6K2245
2.2 Di	03/02-	YD22DDT	93	2184		ALT	3A0990
<b>QASHQAI (J10, JJ10)</b>							
1.5 dCi	02/07-		78	1461	RR1101 RR1101K1	ALT CA CA	6K1200
<b>SERENA (C23M)</b>							
1.6 16V	02/93-	GA16DE	71	1597		ALT, (PS) AC ALT, (-PS)	4K0810 4K0836 4K0915
2.0 16V	11/92-	SR20DE	93	1998		PS AC ALT, ⇨07/1993	4K0875 4K0875 5K0950
2.0 D	11/92-	LD20	49	1952		PS, ⇨12/1994 AC, ⇨12/1994	3A0750 3A0925
2.3 D	01/95-	LD23	55	2283	RR1459	ALT PS AC	2X3A1100 3A0850 3A0950
<b>SILVIA (S12)</b>							
2.0 GP	04/84-09/88	FJ20E	107	1991		AC	3A0850



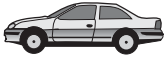









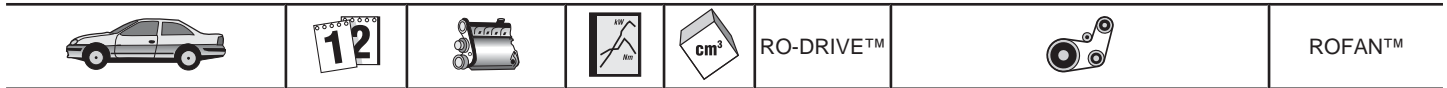
NISSAN

NISSAN							
<b>SILVIA (S12)</b>							
						ALT PS	3A1000 3A1250
<b>SUNNY I (B11)</b>							
1.3	03/82-09/87	E13	44	1269		ALT AC	1A0990 3A0800
1.5	03/82-10/86	E15, E15S	51-55	1488		ALT AC	1A0990 3A0800
1.7 D	03/82-10/86	CD17	40	1681		ALT AC	3A0800 3A0875
<b>SUNNY II (B12, N13)</b>							
1.3	07/86-10/91	E13S	44	1269		AC PS ALT	3A0800 3A0925 4K0990
	06/86-10/88	E13S	44	1269		AC PS ALT	3A0800 3A0925 4K0995
1.4 LX	10/88-08/91	GA14S	55	1392		PS AC ALT, (-PS)	4K0810 4K0830 4K0915
1.5	06/86-10/88	E15S	52	1487		AC PS ALT	3A0800 3A0925 4K0995
1.6 4x4	07/86-10/88	GA16S	66	1597		AC PS PS AC ALT ALT, 60 A ALT, 70 A	3A0800 3A0925 4K0815 4K0836 4K0915 4K0995 4K1006
						1.6 GTI 16V	05/87-05/89
	02/87-10/88	CA16D	81	1598		ALT, (AC) PS ALT, (-AC) AC	4K0706 4K0938 6K0730 6K0884
1.6 i	08/86-05/89	E16i	54	1598		ALT AC	1A1000 3A0800
1.6 i 12V	06/86-06/91	GA16i	66	1597		AC PS ALT, (PS) AC ALT, (-PS) ALT, 60 A ALT, 70 A	3A0800 3A0925 4K0810 4K0830 4K0915 4K0995 4K1006
1.6, 1.6 i 4x4	06/86-10/88	E16S, E16i	54-62	1597		AC PS ALT, 60 A ALT, 70 A	3A0800 3A0925 4K0995 4K1006
1.7 D	01/86-01/91	CD17	40	1681		ALT, ⇨08/1986 ALT, 08/1986⇨, ⇨03/1987, (MANL) ALT, 08/1986⇨, ⇨03/1987, (AUTOM) ALT, 03/1987⇨ AC	3A0825 3A0825 3A0850 3A0850 3A0850
						1.8 GTI 16V	01/89-06/91
<b>SUNNY III (N14, Y10)</b>							
1.4 i	10/90-05/95	GA14DE, GA14DS	55	1392		PS AC ALT, (-PS)	4K0810 4K0830 4K0915
1.4 i 16V	10/90-05/95	GA14DE	64	1392		ALT, (PS) PS AC ALT	4K0810 4K0810 4K0830 4K0915
1.6 16V 4x4, 1.6 i 16V 4x4	11/90-05/95	GA16DS, GA16DE	66-75	1597		ALT, (PS) PS AC ALT	4K0810 4K0810 4K0830 4K0915
1.6 i, 1.6 i 16V, 1.6 i 16V 4WD	10/90-05/95	GA16DS, GA16DE	66-75	1597		PS AC ALT, (-PS)	4K0810 4K0830 4K0915
2.0 D	06/91-03/00	CD20	55	1974		PS ALT	3A0800 3A0850



					RO-DRIVE™		ROFAN™
<b>NISSAN</b>							
<b>SUNNY III (N14, Y10)</b>							
					<b>RR1037</b> <b>RR1173</b> <b>RR1173K1</b>	CA INJP, ⇨03/1996 ⇨03/1996, INJP	
2.0 GTI 16V, 2.0 i 16V	10/90-05/95	SR20DE	105	1998		ALT, (-AC) PS	<b>4K0830</b> <b>4K0845</b>
2.0 GTI-R 4x4	10/90-05/95	SR20DET	162	1998		ALT PS	<b>4K0830</b> <b>4K0925</b>
<b>SUNNY Kasten (Y10)</b>							
1.6 i 16V	10/92-03/00	GA16DE	66	1597		PS AC ALT, (-PS)	<b>4K0810</b> <b>4K0830</b> <b>4K0915</b>
1.7 D	11/90-03/00	CD17	40	1681		PS ALT AC	<b>3A0675</b> <b>3A0850</b> <b>3A0850</b>
<b>TERRANO I (WD21)</b>							
2.4	07/86-10/95	Z24i	74	2389		ALT AC PS	<b>1A0940</b> <b>3A0850</b> <b>3A1175</b>
2.4 i 4WD	10/87-02/93	Z24i	76	2389		ALT AC PS	<b>1A0935</b> <b>3A0825</b> <b>3A1175</b>
2.7 TD 4WD	02/89-02/96	TD27T	73	2664		AC ALT PS	<b>3A0925</b> <b>3A1150</b> <b>3A1150</b>
3.0 Allrad	07/86-08/89	VG30I	95	2960		PS ALT AC	<b>3A0900</b> <b>3A0925</b> <b>3A1400</b>
3.0 i 4WD	01/90-12/95	VG30E	109	2960	<b>RR1332</b>	CA AC PS ALT	<b>3A0825</b> <b>3A0900</b> <b>3A0925</b>
					<b>RR1332</b>	⇨05/1993	
<b>TERRANO II (R20)</b>							
2.4 4WD	02/93-	KA24E	85-91	2389		ALT AC PS	<b>1A0900</b> <b>3A0925</b> <b>3A1150</b>
2.7 TD 4WD, 2.7 Tdi 2WD	02/93-	TD27T, TD27Ti	74-92	2664		AC ALT PS	<b>3A0925</b> <b>3A1150</b> <b>3A1150</b>
<b>URVAN (E23)</b>							
2.0	12/82-11/88	Z20	64	1952		ALT, MTR-CODE Z20/ Z20S, ⇨07/1994 AC, MTR-CODE Z20/ Z20S, ⇨07/1994 PS, ⇨07/1994	<b>1A0888</b> <b>3A0850</b> <b>3A1125</b>
2.3 D	11/82-05/87	SD23	50-51	2289		ALT AC	<b>3A1000</b> <b>3A1500</b>
<b>URVAN (E24)</b>							
2.0	05/87-05/97	Z20	64	1952		ALT, MTR-CODE Z20/ Z20S, ⇨07/1994 AC, MTR-CODE Z20/ Z20S, ⇨07/1994 PS, ⇨07/1994	<b>1A0888</b> <b>3A0850</b> <b>3A1125</b>
2.4 i	05/89-09/93	Z24i	74	2389		ALT AC ALT PS	<b>1A0950</b> <b>3A0850</b> <b>3A0925</b> <b>3A1125</b>
2.5 D	05/89-10/96	TD25	59	2494		AC ALT PS	<b>3A0925</b> <b>3A1150</b> <b>3A1150</b>
<b>VANETTE</b>							
1.5	01/83-12/87	A15	51	1488		ALT AC	<b>1A0975</b> <b>3A0850</b>
1.6 i	01/95-	GA16DE	71-72	1597		PS AC ALT	<b>4K0810</b> <b>4K0830</b> <b>4K0915</b>
2.0 D	10/86-	LD20, LD20II	47-49	1952		PS AC ALT	<b>3A0750</b> <b>3A0925</b> <b>3A1050</b>
2.3 D	01/95-	LD23	55	2283		ALT PS AC	<b>2X3A1100</b> <b>3A0850</b> <b>3A0950</b>
2.4 i	10/86-12/95	Z24i	74-77	2389	<b>RR1459</b>	ALT AC PS	<b>3A0925</b> <b>3A0925</b> <b>3A1125</b>
<b>X-TRAIL (T30)</b>							
2.0, 2.0 4x4	07/01-	QR20DE	103-110	1998		ALT	<b>6K2245</b>
2.2 dCi, 2.2 dCi 4x4, 2.2 Dci FWD, 2.2 Di 4x4	06/01-	YD22DDTi	84-100	2184		ALT	<b>3A0990</b>
2.5 4x4	01/03-	QR25DE	121	2488		ALT	<b>6K2245</b>

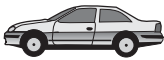









**OPEL**

<b>OPEL</b>							
<b>AGILA</b>							
1.0	09/07-	K10B	48	996		ALT	5K1230
1.2	09/07-		63	1242		ALT	5K1230
1.3 CDTI	09/07-	Z13DTJ	55	1248		ALT, (-AC) ALT, (AC)	6K1180 6K1318
<b>AGILA (H00)</b>							
1.0, 1.0 12V	09/00-	Z10XE, Z10XEP	43-44	998		ALT, WP ALT, WP, AC	5K1230 5K1355
1.2 16V, 1.2 16V Twinsport	09/00-	Z12XE, Z12XEP	55-59	1199		ALT, WP ALT, WP, AC	5K1230 5K1355
1.3 CDTI	08/03-	Z13DT	51	1248		ALT ALT, AC	6K1180 6K1318
<b>ANTARA</b>							
1.9 D	03/98-08/01	F8Q606, F8Q600	44	1870	RR1172 RR1172K2	ALT CA CA	6K1138
2.4	05/06-	Z24XED	104	2405	RR1179 RR1179K1	CA CA	
2.5 D	03/98-08/01	S8U758, S8U780, S8U782	55	2499	RR1452 RR1452K1		
3.2 V6	05/06-	Z32SEE, 10HM	165-167	3195		ALT	6K2404
<b>ASCONA C</b>							
1.3 N, 1.3 S	09/81-08/86	13N, 13S	44-55	1297	RR1448	ALT CA	1A0875
1.6	09/81-08/88	16N	55	1598	RR1312	PS ALT	1A0850 1A0913
	09/86-08/88	16SV	60	1598	RR1006	PS ALT CA	1A0850 1A0913
1.6 D	03/82-08/88	16DA, 16D	40	1598	RR1009 RR1009K1 RR1010	PS ALT MTR-NO (14/25)498631⇨, (MANL), MTR-NO (14/25)503757⇨, (AUTOM) MTR-CODE 16DA ⇨MTR-NO (14/25)498630, (MANL), ⇨MTR-NO (14/25)503756, (AUTOM)	1A0850 1A0913
1.6 i	09/86-08/88	E16NZ	55	1598	RR1006 RR1205	PS ALT ⇨MTR-NO 02J22349 MTR-NO 02J22350⇨	1A0850 1A0913
1.6 S	09/81-08/86	16SH	66	1598	RR1312	PS ALT	1A0850 1A0888
1.8	09/87-08/88	E18NV	62	1796	RR1312	PS ALT	1A0850 1A0925
1.8 E, 1.8 i	09/82-08/86	C18NE, S18NV, 18E	74-85	1796	RR1312	PS ALT	1A0850 1A0888
2.0 i, 2.0 i GT, 2.0 i KAT	09/86-08/88	C20NEF, 20NE, 20SEH, C20NE	74-95	1998	RR1312	PS ALT	1A0850 1A0925
<b>ASTRA F (51_, 52_, 53_, 54_, 58_, 59_)</b>							
1.4	09/91-09/93	14NV	55	1389	RR1205 RR1205K1		1A0913
	09/92-01/98	14SE	60	1389	RR1205 RR1205K1	MTR-NO 19311739⇨	
1.4 i 16V	01/96-03/01	X14XE	66	1389	RR1206 RR1206K1	ALT, (-PS), (-AC) ALT, (PS), (-AC) ALT, (PS), (AC) CA CA	6K0894 6K1530 6K1800
1.4 i, 1.4 Si	09/91-01/98	C14NZ, C14SE	44-60	1389	RR1205 RR1205K1	ALT, ⇨CH-NO S2500015, R5999999, R8999999 ALT, CH-NO S2500015⇨, R5999999⇨, R8999999⇨ ALT, PS, ⇨08/1992 ALT, PS, 09/1992⇨ ALT, PS, AC	1A0913 1A0925 5K0985 6K1460 6K1800
1.4 Si	05/93-03/01	C14SE	60	1389	RR1205	ALT, ⇨08/1994 ALT, 09/1994⇨ ALT, PS ALT, PS, AC	1A0913 1A0925 6K1460 6K1800



					RO-DRIVE™		ROFAN™
<b>OPEL</b>							
<b>ASTRA F (51_, 52_, 53_, 54_, 58_, 59_)</b>							
1.6	09/95-01/98	16LZ2	55	1598	RR1205K1	L=1, ALT, MTR-CODE 16NZR ALT, PS, AC, MTR-CODE 16NZR ALT, PS, AC, MTR-CODE 16LZ2	1A0925 6K1800 6K1900
					RR1205 RR1205K1 RR1212 RR1212K1	MTR-CODE 16NZR MTR-CODE 16NZR MTR-CODE 16LZ2 MTR-CODE 16LZ2	
1.6 i	03/93-08/96	X16SZ	52	1598		ALT, ⇨CH-NO S2500015, R5999999, R8999999 ALT, CH-NO S2500015⇨, R5999999⇨, R8999999⇨ ALT, PS, (2V) ALT, PS, (4V) ALT, PS, AC	1A0913 1A0925 6K1460 6K1530 6K1800
	05/93-03/01	X16SZ, X16SZR	52-55	1598	RR1205 RR1205K1	ALT, ⇨CH-NO S2500015, R5999999, R8999999 ALT, CH-NO S2500015⇨, R5999999⇨, R8999999⇨ ALT, PS ALT, PS, AC	1A0913 1A0925 6K1460 6K1800
1.6 i 16V	08/94-01/98	X16XEL	74	1598	RR1206 RR1206K1	ALT, (-PS), (-AC), ⇨CH-NO S2500015, R5999999, R8999999 ALT, (-PS), (-AC), CH-NO S2500015⇨, R5999999⇨, R8999999⇨ ALT, (PS), (-AC) ALT, (PS), (AC) CA CA	1A0913 1A0925 6K1530 6K1800
1.6 i, 1.6 Si	09/91-01/98	C16NZ, X16SZR, C16SE	55-74	1598	RR1205 RR1205K1	ALT, ⇨CH-NO S2500015, R5999999, R8999999 ALT, CH-NO S2500015⇨, R5999999⇨, R8999999⇨ ALT, PS, ⇨08/1992 ALT, PS, 09/1992⇨ ALT, PS, AC	1A0913 1A0925 5K0985 6K1460 6K1800
1.7 D	07/92-01/98	17DR	44	1700	RR1009 RR1009K1 RR1208 RR1208K1	PS ALT CA, ⇨MTR-NO (14/25)363651 CA, ⇨MTR-NO (14/25)363651 CA, MTR-NO (14/25)363652⇨ CA, MTR-NO (14/25)363652⇨	1A0813 1A0925
	12/91-09/92	17D	42	1700	RR1009 RR1009K1 RR1208	PS ALT ⇨MTR-NO (14/25)363651 (Opel), ⇨MTR-NO 14363651 MTR-NO (14/25)363652⇨	1A0813 1A0925
	07/92-01/98	17DR	44	1700	RR1009 RR1208 RR1208K1	PS ALT ⇨MTR-NO (14/25)363651 MTR-NO (14/25)363652⇨ (Opel)	1A0813 1A0925
1.7 D, 1.7 TD	09/94-01/98	X17DTL	50	1699	RR1208 RR1208K1	PS ALT CA CA, (Opel)	1A0813 1A0925
1.7 TDS	12/91-01/98	17DT, X17DT	60	1686	RR1016 RR1016K2 RR1016K3	PS ALT, AC ALT ⇨MTR-NO 855 805, (Isuzu) MTR-NO 855 806⇨, (Isuzu)	1A0950 3A0915 3A0925
1.8	11/91-07/93	18SE	85	1796		ALT, (AC)	6K1900
1.8 i	09/91-01/98	C18NZ	66	1796	RR1212 RR1212K1 RR1312	PS, ⇨08/1992 ALT, ⇨08/1992 ALT, (PS), ⇨08/1992 ALT, PS, 09/1992⇨ ALT, PS, AC MTR-NO (14/25)254439⇨, 01/1993⇨ MTR-NO 14142839⇨ ⇨MTR-NO (14/25)254438, ⇨12/1992	1A0800 1A0925 1A0925 6K1725 6K1900
1.8 i 16V	09/94-01/98	X18XE,	85-92	1799		ALT, (-AC)	6K1725



RO-DRIVE™



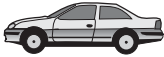





ROFAN™

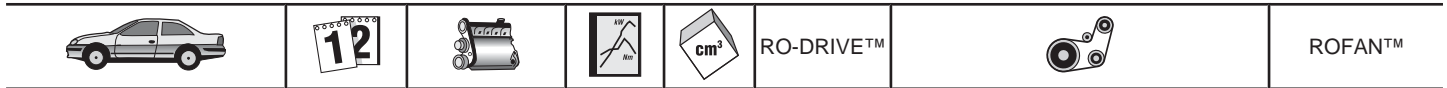
**OPEL**

ASTRA F (51\_, 52\_, 53\_, 54\_, 58\_, 59\_)

		C18XEL, C18XE			RR1209 RR1209K1	ALT, (AC) CA CA	6K1900
2.0 GSI 16V	09/91-01/98	C20XE	110	1998	RR1208 RR1208K2 RR1309 RR1309K1	PS, ⇨08/1992 ALT, ⇨08/1992 ALT, PS, 09/1992⇨ ALT, PS, AC, 09/1992⇨ MTR-NO (14/25)142839⇨ MTR-NO 14142839⇨ ⇨MTR-NO (14/25)142838 ⇨MTR-NO 14142838	1A0788 1A0925 6K1725 6K1900
2.0 i	09/91-10/94	C20NE	85	1998	RR1212 RR1212K1 RR1312	PS, ⇨08/1992 ALT, ⇨08/1992 ALT, (-AC), 09/1992⇨ ALT, (AC) CA, MTR-NO (14/25)608701⇨, 01/1993⇨ CA, MTR-NO 14608701⇨ CA, ⇨MTR-NO (14/25)608700, ⇨12/1992	1A0788 1A0925 6K1725 6K1900
2.0 i 16V	03/93-01/98	C20XE	110	1998	RR1208 RR1208K2 RR1309 RR1309K1	ALT, PS ALT, PS, AC MTR-NO (14/25)142839⇨ MTR-NO 14142839⇨ ⇨MTR-NO (14/25)142838 ⇨MTR-NO 14142838	6K1725 6K1900
	02/95-01/98	X20XEV	100	1998	RR1209 RR1209K1	ALT, (-AC) ALT, (AC) CA CA	6K1725 6K1900
<b>ASTRA F (56_, 57_)</b>							
1.4	09/91-09/93	14NV	55	1389	RR1205 RR1205K1		1A0913
1.4 i 16V	02/96-09/98	X14XE	66	1389	RR1206 RR1206K1	ALT, (-PS), (-AC) ALT, (PS), (-AC) ALT, (PS), (AC) CA CA	6K0894 6K1530 6K1800
1.4 i, 1.4 Si	09/91-09/98	C14NZ, C14SE	44-60	1389	RR1205 RR1205K1	ALT, ⇨CH-NO S2500015, R5999999, R8999999	1A0913
						ALT, CH-NO S2500015⇨, R5999999⇨, R8999999⇨ ALT, PS, ⇨08/1992 ALT, PS, 09/1992⇨ ALT, PS, AC	1A0925 5K0985 6K1460 6K1800
1.6	09/95-09/98	16LZ2	55	1598	RR1205 RR1205K1 RR1212 RR1212K1	L=1, ALT, MTR-CODE 16NZR ALT, PS, AC, MTR-CODE 16NZR ALT, PS, AC, MTR-CODE 16LZ2 MTR-CODE 16NZR MTR-CODE 16NZR MTR-CODE 16LZ2 MTR-CODE 16LZ2	1A0925 6K1800 6K1900
1.6 i	05/93-07/96	X16SZ, X16SZR	52-55	1598	RR1205 RR1205K1	ALT, ⇨CH-NO S2500015, R5999999, R8999999	1A0913
						ALT, CH-NO S2500015⇨, R5999999⇨, R8999999⇨ ALT, PS ALT, PS, AC	1A0925 6K1460 6K1800
1.6 i 16V	08/94-09/98	X16XEL	74	1598	RR1206 RR1206K1	ALT, (-PS), (-AC), ⇨CH-NO S2500015, R5999999, R8999999	1A0913
						ALT, (-PS), (-AC), CH-NO S2500015⇨, R5999999⇨, R8999999⇨ ALT, (PS), (-AC) ALT, (PS), (AC) CA CA	1A0925 6K1530 6K1800
1.6 i, 1.6 Si	03/92-08/94	C16NZ, C16SE	55-74	1598		ALT, ⇨CH-NO S2500015, R5999999, R8999999 ALT, CH-NO S2500015⇨, R5999999⇨, R8999999⇨ ALT, PS, ⇨08/1992 ALT, PS, 09/1992⇨ ALT, PS, AC	1A0913 1A0925 5K0985 6K1460 6K1800



					RO-DRIVE™		ROFAN™
<b>OPEL</b>							
<b>ASTRA F (56_, 57_) ↩</b>							
1.7 D	03/92-09/92	17D	42	1700	RR1205 RR1205K1	PS ALT	1A0813 1A0925
	07/92-09/98	17DR	44	1700	RR1009 RR1009K1 RR1208	⇒MTR-NO (14/25)363651 (Opel), ⇒MTR-NO 14363651 MTR-NO (14/25)363652⇒	1A0813 1A0925
1.7 D, 1.7 TD	09/94-08/96	X17DTL	50	1699	RR1208 RR1208K1	PS ALT CA, CA, (Opel)	1A0813 1A0925
1.7 TDS	03/92-09/98	17DT, X17DT	60	1686	RR1016 RR1016K2 RR1016K3	PS ALT, AC ALT ⇒MTR-NO 855 805, (Isuzu) MTR-NO 855 806⇒, (Isuzu)	1A0950 3A0915 3A0925
1.8 i	03/92-09/98	C18NZ	66	1796	RR1212 RR1212K1 RR1312	PS, ⇒08/1992 ALT, ⇒08/1992 ALT, (PS), ⇒08/1992 ALT, PS, 09/1992⇒ ALT, PS, AC MTR-NO (14/25)254439⇒, 01/1993⇒ MTR-NO 14142839⇒ ⇒MTR-NO (14/25)254438, ⇒12/1992	1A0800 1A0925 1A0925 6K1725 6K1900
1.8 i 16V	06/93-10/94	X18XE, C18XEL, C18XE	85-92	1799	RR1209 RR1209K1	ALT, (-AC) ALT, (AC) CA CA	6K1725 6K1900
2.0 i	03/92-09/98	C20NE	85	1998	RR1212 RR1212K1 RR1312	PS, ⇒08/1992 ALT, ⇒08/1992 ALT, (-AC), 09/1992⇒ ALT, (AC) CA, MTR-NO (14/25)608701⇒, 01 /1993⇒ CA, MTR-NO 14608701⇒ CA, ⇒MTR-NO (14/25)608700, ⇒12 /1992	1A0788 1A0925 6K1725 6K1900
2.0 i 16V	02/95-09/98	X20XEV	100	1998	RR1209 RR1209K1	ALT, (-AC) ALT, (AC) CA CA	6K1725 6K1900
<b>ASTRA F CLASSIC</b>							
1.4 i	01/98-01/05	X14NZ	44	1389	RR1205 RR1205K1	ALT, (-PS), (-AC) ALT, PS, (-AC)	1A0925 6K1460
	03/98-08/00	X14XE	66	1389	RR1206 RR1206K1	ALT, (-PS), (-AC) ALT, (PS), (-AC) ALT, (PS), (AC) CA CA	6K0894 6K1530 6K1800
1.6 i	01/98-01/05	X16SZR	55	1598	RR1205 RR1205K1	ALT, (-PS), (-AC) ALT, PS, (-AC)	1A0925 6K1460
1.6 i 16V	01/98-08/02	X16XEL	74	1598	RR1205 RR1205K1	ALT, (-PS), (-AC) ALT, PS, (-AC)	1A0925 6K1530
<b>ASTRA F Van (55_) ↩</b>							
1.4 i	10/91-01/99	C14NZ	44	1389	RR1205 RR1205K1	ALT, (-PS), (-AC), ⇒08/1994 ALT, (-PS), (-AC), 09/1994⇒ ALT, PS, (-AC) ALT, PS, AC	1A0913 1A0925 6K1460 6K1800
1.6 i	10/91-04/93	C16NZ	55	1598	RR1205 RR1205K1	ALT, ⇒CH-NO S2500015, R5999999, R8999999 ALT, CH-NO S2500015⇒, R5999999⇒, R8999999⇒ ALT, PS, ⇒08/1992 ALT, PS, 09/1992⇒	1A0913 1A0925 5K0985 6K1460

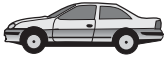







**OPEL**

<b>OPEL</b>						
<b>ASTRA F Van (55_)</b>						
					RR1205 RR1205K1	ALT, PS, AC <b>6K1800</b>
	02/93-07/96	X16SZ	52	1598		ALT, ⇨CH-NO S2500015, R5999999, R8999999 ALT, CH-NO S2500015⇨, R5999999⇨, R8999999⇨ ALT, PS ALT, PS, AC <b>1A0913</b> <b>1A0925</b> <b>6K1460</b> <b>6K1800</b>
					RR1205 RR1205K1	
1.7 D	07/92-01/99	17DR	44	1700	RR1009 RR1208 RR1208K1	PS ALT ⇨MTR-NO (14/25)363651 MTR-NO (14/25)363652⇨ (Opel) <b>1A0813</b> <b>1A0925</b>
	12/91-09/92	17D	42	1700	RR1009K1 RR1208 RR1432	(Opel), ⇨MTR-NO 14363650 MTR-NO 14363651⇨ ⇨MTR-NO 14363650
1.7 TD	08/94-01/99	X17DTL	50	1700	RR1208 RR1208K1	PS ALT CA CA, (Opel) <b>1A0813</b> <b>1A0925</b>
<b>ASTRA G</b>						
1.2 16V	02/98-01/05	X12XE	48-55	1199		ALT ALT, AC <b>5K1230</b> <b>5K1360</b>
1.4	09/03-07/04	Z14XEP	66	1364		ALT <b>5K1355</b>
1.4 16V	02/98-01/05	X14XE, Z14XE	66	1389		ALT, (-AC) ALT, (AC) CA CA, MTR-NO 02HL5118⇨, 20041691⇨ <b>5K0940</b> <b>5K1210</b>
					RR1149 RR1149K1	
1.6	01/99-09/00	X16SZR, X16SZR	55-62	1598		ALT ALT, AC <b>5K0940</b> <b>5K1210</b>
					RR1205 RR1205K1	
1.6 16V, 1.6 16V CNG	02/98-10/05	Z16XE, X16XEL, Z16YNG	71-74	1598		ALT, (-AC) ALT, (AC) CA CA, MTR-NO 02HL5118⇨, 20041691⇨ <b>5K0940</b> <b>5K1210</b>
					RR1149 RR1149K1	
1.6, 1.6 16V	12/02-01/05	Z16XEP	76	1598		ALT, (-AC) ALT, AC <b>5K1450</b> <b>5K1546</b>
					RR1068	
1.7 CDTI	04/03-07/04	Z17DTL	59	1686		ALT, (-AC), MTR-CODE Z17DTL ALT, AC, MTR-CODE Z17DTL MTR-CODE Z17DTL <b>6K1275</b> <b>6K1623</b>
					RR1067	
1.7 DTI 16V	02/00-01/05	Y17DT	55	1686		ALT, (-AC) ALT, (AC) CA CA, ⇨MTR-NO 328704 CA, MTR-NO 328705⇨ <b>6K1250</b> <b>6K1590</b>
					RR1117 RR1117K1 RR1117K2	
1.7 TD	02/98-04/05	X17DTL	50	1700		ALT AC (Opel) <b>1A0925</b> <b>4K0885</b>
					RR1208 RR1208K1	
1.8, 1.8 16V	02/98-01/05	Z18XE, Z18XE1	81-92	1796		ALT, (-AC) ALT, (AC) CA CA, MTR-NO 02HL5118⇨, 20041691⇨ <b>5K0940</b> <b>5K1210</b>
					RR1149 RR1149K1	
2.0 16V	09/98-01/05	X20XEV	100	1998		ALT ALT, AC <b>5K0940</b> <b>5K1680</b>
					RR1111 RR1111K1	
2.0 16V OPC	11/99-09/02	X20XER	118	1998		ALT ALT, AC <b>5K0940</b> <b>5K1680</b>
					RR1111	
2.0 16V Turbo	09/00-10/05	Z20LER, Z20LET	140-147	1998		ALT, AC <b>5K1680</b>
					RR1111	
2.0 DI, 2.0 DTI 16V	02/98-01/05	X20DTL, Y20DTL, Y20DTH	60-74	1995		ALT, PS <b>6K1800</b>
2.2 16V	03/01-01/05	Z22SE	108	2198		ALT, AC <b>5K1025</b>
2.2 DTI	09/02-10/05	Y22DTR	92	2172		ALT, (-AC), MTR-CODE Y22DTR <b>6K1805</b>
2.2, 2.2 16V	09/00-10/05	Z22SE	108	2198		ALT, (-AC) ALT, (AC) <b>5K0880</b> <b>5K1030</b>
<b>ASTRA H</b>						
1.3 CDTI	04/05-	Z13DTH	66	1248		ALT, (-AC) ALT, (AC) <b>6K1180</b> <b>6K1310</b>
1.4	03/05-	Z14XEP	66	1364		ALT, (-AC) <b>5K1230</b>





					RO-DRIVE™		ROFAN™
<b>OPEL</b>							
<b>ASTRA H</b>							
1.6, 1.6 Turbo	03/04-	Z16XER, Z16XEP, Z16LET	77-132	1598		ALT, AC ALT, (-AC) ALT, (AC) CA	5K1355 5K1450 5K1546
1.7 CDTI	03/04-	Z17DTH, Z17DTL	59-74	1686	RR1068	CA	
	02/07-	A17DTR	81-92	1686	RR1067	ALT, (-AC) ALT, (AC) CA	6K1275 6K1623
1.8	03/04-	Z18XE	92	1796		ALT, (-AC) ALT, (AC) CA	6K1250 6K1605
	08/05-	Z18XER	103	1796	RR1117	CA	
1.9 CDTi	03/04-	Z18XE	92	1796	RR1149 RR1149K1	ALT, (-AC) ALT, (AC) CA, MTR-CODE Z18XE CA	5K0940 5K1210
	08/05-	Z18XER	103	1796	RR1068	ALT, (-AC) ALT, (AC) CA	5K1450 5K1546
1.9 CDTi	09/04-	Z19DTH, Z19DTJ	88-110	1910		ALT, (-AC) ALT, (AC), OE-NO 93 185 361 CA, MTR-CODE Z19DTH	6K1050 6K1370
1.9 CDTI	06/04-	Z19DT, Z19DTL	74-88	1910		ALT, (-AC) ALT, (AC), OE-NO 93 185 361 CA, MTR-CODE Z19DT	6K1050 6K1370
	03/04-	Z20LEL, Z20LER	125-147	1998	RR1049 RR1111	CA	
2.0 Turbo	03/04-	Z20LEL, Z20LER	125-147	1998	RR1111	ALT, AC, 120 A	5K1680
<b>CALIBRA A (85_)</b>							
2.0 i 16V, 2.0 i 16V 4x4	06/90-02/94	C20XE	110	1998		ALT, AC, ⇨08/1992 PS, ⇨08/1992 ALT, 70 A, ⇨08/1992 ALT, 90 A, ⇨08/1992 AC, ⇨08/1992 PS, ⇨08/1992, (AC) ALT, PS, 09/1992⇨ ALT, PS, AC, 09/1992⇨ MTR-NO (14/25)142839⇨ MTR-NO 14142839⇨ ⇨MTR-NO (14/25)142838 ⇨MTR-NO 14142838	1A0685 1A0785 1A0913 1A1000 3A0875 3K0690 6K1725 6K1900
	02/94-07/97	X20XE	100	1998	RR1208 RR1208K2 RR1309 RR1309K1	ALT, (-AC) ALT, (AC) CA CA	6K1725 6K1900
2.0 i Turbo 4x4	03/92-07/97	C20LET	150	1998	RR1209 RR1209K1	ALT, PS ALT, PS, AC MTR-NO (14/25)142839⇨, 01/1993⇨ MTR-NO 14002935⇨ ⇨MTR-NO (14/25)142838, ⇨12/1992 ⇨MTR-NO 14002934	6K1725 6K1900
2.0 i, 2.0 i 4x4	06/90-07/97	C20NE	85	1998	RR1212 RR1212K1 RR1312	ALT, AC, ⇨08/1992, CH-NO L, M, N PS, ⇨08/1992, CH-NO L, M, N ALT, 70 A, ⇨08/1992 ALT, 90 A, ⇨08/1992, CH-NO M, N ALT, 90 A, ⇨08/1992, CH-NO L AC, ⇨08/1992, CH-NO L, M, N PS, ⇨08/1992, (AC) ALT, (-AC), 09/1992⇨ ALT, (AC), 09/1992⇨ CA, MTR-NO (14/25)142839⇨, 01/1993⇨ CA, MTR-NO 14608701⇨ CA, ⇨MTR-NO (14/25)142838, ⇨12/1992	1A0685 1A0800 1A0925 1A0940 1A1000 3A0875 3K0690 6K1725 6K1900
2.5 i V6	04/93-07/97	X25XE, C25XE	125	2498	RR1199 RR1199K1	ALT, WP, PS ALT, WP, AC, PS, CH-NO S9001730⇨ ALT, WP, AC, PS, ⇨CH-NO S9001729	6K1900 6K2020 6K2260
<b>CAMPO (TF_)</b>							
2.3, 2.3 4x4	08/91-08/94	4ZD1, 23P	69-72	2255		AIRP ALT PS	1A0763 3A0875 3A1025
2.5 D, 2.5 D 4x4	08/91-06/94	4JA1	56	2499	RR1444 RR1444K1	PS	3A1375
2.5 TD, 2.5 TD 4x4	07/94-	4JA1T	56	2499	RR1444 RR1444K1		
3.1 TD, 3.1 TD 4x4	12/92-	4JG2T	80	3059	RR1444	PS	3A1450





RO-DRIVE™



ROFAN™

**OPEL**







CAMPO (TF\_)

COMBO	07/94-10/01	C12NZ, X12SZ	33	1195	RR1444K1		
1.2	07/94-10/01	C12NZ, X12SZ	33	1195	RR1205 RR1205K1	ALT ALT, PS ALT, PS, AC	1A0925 6K1460 6K1800
1.3 CDTI 16V	10/04-	Z13DT, Z13DT	51-55	1248		ALT, (-AC) ALT, (AC)	6K1180 6K1318
1.4	07/94-10/01	C14SE, X14SZ, C14NZ	44-60	1389	RR1205 RR1205K1	ALT ALT, PS ALT, PS, AC	1A0925 6K1460 6K1800
1.4 16V	08/99-10/01	X14XE	66	1389	RR1206 RR1206K1	ALT, MTR-CODE X14XE ALT, PS, MTR-CODE X14XE ALT, PS, AC, MTR-CODE X14XE MTR-CODE X14XE MTR-CODE X14XE	6K0894 6K1530 6K1800
1.4, 1.4 16V	10/04-	Z14XEP	66	1364		ALT, (-AC) ALT, (AC)	5K1230 5K1370
1.6	08/01-	Z16SE	62-64	1598	RR1205 RR1205K1	ALT, (-AC) ALT, (AC) CA CA, MTR-CODE Z16SE	5K0940 5K1210
1.6 16V, 1.6 16V CNG	04/05-	Z16YNG	69-71	1598	RR1149 RR1149K1	ALT, (-AC) ALT, (AC) CA CA	5K0940 5K1210
1.7 CDTI 16V	12/04-	Z17DTH	74	1686	RR1117 RR1117K2	ALT, PS, (-AC) ALT, PS, AC MTR-CODE Z17DTH MTR-CODE Z17DTH	6K1275 6K1600
1.7 D	07/94-10/01	X17D, 17D	44	1686	RR1016 RR1016K2 RR1016K3	PS ALT, AC ALT ⇒MTR-NO 855 805, (Isuzu) MTR-NO 855 806⇒, (Isuzu)	1A0950 3A0915 3A0925
1.7 DI 16V, 1.7 DTI 16V	10/01-	Y17DTL, Y17DT	48-55	1686	RR1117 RR1117K1 RR1117K2	ALT, (-AC) ALT, (AC) CA CA, ⇒MTR-NO 328704 CA, MTR-NO 328705⇒	6K1250 6K1590

**CORSA A CC**

1.0	09/82-03/93	10S	33	993		ALT	1A0925
1.2	09/82-08/90	E12GV, 12NC	33	1196	RR1205	ALT	1A0925
1.2 i	09/89-03/93	C12NZ	33	1195	RR1205 RR1205K1	ALT ALT	1A0875 1A0913
1.2 N, 1.2 S	09/82-03/93	12NV, 12ST	38-40	1196	RR1435	ALT ALT	1A0875 1A0913
1.3, 1.3 i, 1.3 S	09/82-09/90	13NB, C13N, 13SB	44-51	1297	RR1448	ALT, OE-NO 90169081, OE-NO 90006259 ALT, OE-NO 90183440, OE-NO 90351803 CA	1A0875 1A0913
1.4 i	01/90-03/93	C14NZ	44	1389	RR1006 RR1205 RR1205K1	ALT, OE-NO 90169081, OE-NO 90006259 ALT, OE-NO 90183440, OE-NO 90351803 ⇒MTR-NO (14/25)02J22349, (C14 /C25)NZ19311737, (14 /25)NV19307805 MTR-NO (C14/C25)NZ19311738⇒, (14/25)02J22350⇒, (14 /25)NV19307806⇒ MTR-NO 19311738⇒	1A0875 1A0913
	01/85-03/93		40	1389	RR1205	ALT ALT	1A0875 1A0913
1.4 S	01/90-03/93	14NV	53	1389		ALT, OE-NO 90169081, OE-NO 90006259 ALT, OE-NO 90183440, OE-NO 90351803	1A0875 1A0913



					RO-DRIVE™		ROFAN™
---	---	---	---	---	-----------	---	--------

## OPEL

### CORSA A CC

					<b>RR1006</b>	⇒MTR-NO (14/25)02J22349, (C14/C25)NZ19311737, (14/25)NV19307805	
					<b>RR1205</b>	MTR-NO (C14/C25)NZ19311738⇒, (14/25)02J22350⇒, (14/25)NV19307806⇒	
					<b>RR1205K1</b>	MTR-NO 19307806⇒	
1.4 Si	09/91-03/93	C14SE	60	1389		ALT, OE-NO 90169081, OE-NO 90006259	<b>1A0875</b>
						ALT, OE-NO 90183440, OE-NO 90351803	<b>1A0913</b>
					<b>RR1006</b>	⇒MTR-NO (14/25)02J22349, (C14/C25)NZ19311737, (14/25)NV19307805	
					<b>RR1205</b>	MTR-NO (C14/C25)NZ19311738⇒, (14/25)02J22350⇒, (14/25)NV19307806⇒	
					<b>RR1205K1</b>	MTR-NO 02J22350⇒	
1.5 D, 1.5 TD	09/87-03/93	15D, 15DT	37-49	1488		ALT	<b>3A0875</b>
					<b>RR1016</b>		
					<b>RR1016K1</b>	(Isuzu)	
1.6 GSI	08/88-09/92	C16NZ	55	1598			
					<b>RR1205</b>		
					<b>RR1205K1</b>	MTR-NO 02122350⇒	
1.6 GSI, 1.6 GSI KAT	05/88-03/93	C16SE, E16SE	72-74	1598		ALT, OE-NO 90169081, OE-NO 90006259	<b>1A0875</b>
						ALT, OE-NO 90183440, OE-NO 90351803, OE-NO 90466255	<b>1A0913</b>
					<b>RR1006</b>	⇒MTR-NO 02J22349	
					<b>RR1205</b>	MTR-NO 02J22350⇒	
					<b>RR1205K1</b>	MTR-NO 02J22350⇒	

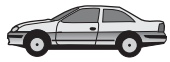
### CORSA A Kasten / TR

1.0	09/82-09/92	10S	33	993		ALT	<b>1A0925</b>
1.2	02/86-04/89	E12GV, 12NC	33	1196		ALT	<b>1A0875</b>
						ALT	<b>1A0913</b>
1.2 i	09/89-03/93	C12NZ	33	1195			
					<b>RR1205</b>		
					<b>RR1205K1</b>		
1.2 N	01/85-10/87	12NC, E12GV	33	1196		ALT	<b>1A0925</b>
1.2, 1.2 S	09/82-03/93	12S, 12ST	40-43	1196		ALT, OE-NO 90169081, OE-NO 90006259	<b>1A0875</b>
						ALT, OE-NO 90183440, OE-NO 90351803	<b>1A0913</b>
					<b>RR1435</b>		
1.3, 1.3 S	09/82-04/89	C13N, 13NB	44-51	1297		ALT, OE-NO 90169081, OE-NO 90006259	<b>1A0875</b>
						ALT, OE-NO 90183440, OE-NO 90351803	<b>1A0913</b>
					<b>RR1448</b>	CA	
1.4 i	10/89-03/93	C14NZ	44	1389			
					<b>RR1205</b>		
					<b>RR1205K1</b>	MTR-NO 19311739⇒	
1.4 S	09/89-03/93	14NV	53	1389			
					<b>RR1205</b>		
					<b>RR1205K1</b>	MTR-NO 19307806⇒	
1.5 D	06/87-11/92	15D	37	1488		ALT	<b>3A0875</b>
					<b>RR1016</b>		
					<b>RR1016K1</b>	(Isuzu)	
1.5 TD	10/87-03/93	15DT	49	1488			
					<b>RR1016K1</b>	(Isuzu)	

### CORSA B

1.0 i 12V	11/96-09/00	X10XE	40	973		ALT, PS, (-AC)	<b>5K1230</b>
						ALT, PS, AC	<b>5K1360</b>
1.2 i	03/93-09/00	C12NZ, X12SZ, 12NZ	33	1195		ALT, ⇒08/1994	<b>1A0913</b>
						ALT, 09/1994⇒	<b>1A0925</b>
						ALT, PS	<b>6K1460</b>
					<b>RR1205</b>		
					<b>RR1205K1</b>		
1.2 i 16V	03/98-09/00	X12XE	48	1199		ALT, (-AC)	<b>5K1230</b>
						ALT, PS, AC	<b>5K1360</b>
1.4 i 16V	09/94-09/00	X14X, C14SEL	63-66	1389		ALT, MTR-CODE X14XE	<b>6K0894</b>
						ALT, PS, MTR-CODE X14XE	<b>6K1530</b>
						ALT, PS, AC, MTR-CODE X14XE	<b>6K1800</b>
					<b>RR1206</b>	MTR-CODE X14XE	
					<b>RR1206K1</b>	MTR-CODE X14XE	
1.4 i, 1.4 Si	03/93-09/00	X14SZ, C14NZ	44-60	1389		ALT, ⇒08/1994	<b>1A0913</b>
						ALT, 09/1994⇒	<b>1A0925</b>
						ALT, PS	<b>6K1460</b>
						ALT, PS, AC	<b>6K1800</b>
					<b>RR1205</b>		
					<b>RR1205K1</b>		
1.5 D, 1.5 TD	03/93-09/00	15D, 15DT, X15DT	37-49	1488		PS	<b>1A0950</b>
						ALT, AC	<b>3A0915</b>





RO-DRIVE™

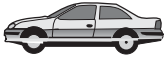







ROFAN™

**OPEL**

CORSA B						
					RR1016 RR1016K1	ALT (Isuzu) 6K0894 6K1530 6K1800
1.6 GSI 16V	03/93-09/00	C16XE	80	1598		RR1206 RR1206K1 6K1800
1.6 i 16V	09/94-09/00	X16XE	78	1598		RR1206 RR1206K1 1A0913 6K1530 6K1800
1.7 D	02/96-09/00	X17D, 17D	44	1686		RR1206 RR1206K1 1A0950 3A0915 3A0925
					RR1016 RR1016K2 RR1016K3	PS ALT, AC ALT CA CA, ⇨MTR-NO 855 805, (Isuzu) CA, (Isuzu), MTR-NO 855 806⇨
CORSA C						
1.0	09/00-	Z10XE	43	973		ALT 5K1230 ALT, AC 5K1360
	06/03-	Z10XEP	44	998		ALT 5K1230 ALT, AC 5K1355
1.2 16V	09/00-	Z12XE	55	1199		ALT 5K1230 ALT, AC 5K1360
1.2, 1.2 Twinsport	09/00-	Z12XE, Z12XEP	55-59	1229		ALT, (-AC) 5K1230 ALT, (AC), ⇨MTR-NO 36152608 5K1355 ALT, (AC), MTR-NO 36152609⇨ 5K1370
1.3 CDTI, 1.3 CDTI 16V	06/03-	Z13DT	51	1248		ALT 6K1180 ALT, AC 6K1318
1.4	09/00-	Z14XE	66	1389		ALT, (-AC) 5K0940 ALT, (AC) 5K1210
					RR1149 RR1149K1	CA CA
1.4 Twinport	06/03-	Z14XEP	66	1364		ALT, PS, (-AC) 5K1230 ALT, PS, AC 5K1370
1.7 CDTI	06/03-	Z17DTH	74	1686		ALT, PS, (-AC) 6K1275 ALT, PS, AC 6K1600
					RR1117 RR1117K2	MTR-CODE Z17DTH MTR-CODE Z17DTH
1.7 DI, 1.7 DI 16V, 1.7 DTI, 1.7 DTI 16V	09/00-	Y17DT, Y17DTL	48-55	1686		ALT, (-AC) 6K1250 ALT, (AC) 6K1590
					RR1117 RR1117K1 RR1117K2	CA CA, ⇨MTR-NO 328704 CA, MTR-NO 328705⇨
1.8	09/00-	Z18XE	92	1796		ALT, (-AC) 5K0940 ALT, (AC) 5K1210
					RR1149 RR1149K1	CA CA
CORSA D						
1.0	07/06-	Z10XEP	44	998		ALT, (-AC) 5K1230 ALT, (AC) 5K1355
1.2	07/06-	Z12XEP	59	1229		ALT, (-AC) 5K1230 ALT, (AC) 6K1370
1.3 CDTI	07/06-	Z13DTH, Z13DTJ	55-66	1248		ALT, (-AC) 6K1180 ALT, (AC) 6K1318
1.4	07/06-	Z14XEP	66	1364		ALT, (-AC) 5K1230 ALT, (AC) 5K1370
1.6 Turbo	02/07-	Z16LEL, Z16LER	110-141	1598		ALT, (-AC) 5K1450 ALT, (AC) 5K1546
					RR1068	CA
1.7 CDTI	07/06-	Z17DTR	92	1686		ALT, (-AC) 6K1250 ALT, (AC) 6K1610
					RR1117	CA
FRONTERA A						
2.0 i	03/92-10/98	X20SE, C20NE	85	1998		PS, ⇨12/1995 1A0788 ALT, (-AC), MTR-CODE C20NE, 90 A 1A1000 ALT, (AC), MTR-CODE C20NE, 90 A 1A1025 ALT, (-AC), MTR-CODE X20SE 6K1725 ALT, PS, AC, MTR-CODE X20SE 6K2050 CA, MTR-NO (14/25)142839⇨, 01 /1993⇨
					RR1212 RR1212K1	CA, MTR-CODE C20NE, MTR-NO 14608701⇨, CA, MTR-CODE X20SE
					RR1312	CA, ⇨MTR-NO (14/25)142838, ⇨12 /1992
2.2 i	03/95-10/98	X22XE	100	2198		ALT, (-AC) 6K1725



					RO-DRIVE™		ROFAN™
<b>OPEL</b>							
<b>FRONTERA A</b>							
					RR1179 RR1179K1	ALT, (AC) CA CA, 08/1996⇒	6K2050
2.3 TD	03/92-10/98	23DTR	74	2260		PS ALT	1A0825 1A0900
2.4 i	03/92-10/98	C24NE	92	2410		PS ALT, 90 A ALT	1A0825 1A0875 1A0888
2.5 TDS	09/96-10/98	25TDS	85	2499		ALT	8K2188
2.8 TD	03/95-08/96	28TDI	83	2771		PS AC	3A1450 3A1525
					RR1444 RR1444K1		
<b>FRONTERA B</b>							
2.2 DTI	10/98-09/02	X22DTH, Y22DTH	85	2171		ALT ALT, AC	6K1805 6K1900
	09/02-	Y22DTH	88	2171		ALT, (-AC) ALT, (AC)	6K1800 6K1900
2.2 i	10/98-	Y22SE, X22SE	100	2198	RR1179 RR1179K1	ALT, (-AC) ALT, (AC) CA CA	6K1725 6K1850
3.2 i	10/98-	6VD1, Y32NE	151	3165		ALT, (-AC)	6K2040
<b>GT</b>							
2.0	06/07-	Z20NHH, LNF	194	1998		ALT	5K1025
<b>INSIGNIA</b>							
1.6	07/08-	A16XER	85	1598	RR1068	ALT, (-AC) CA	6K1453
1.8	07/08-	A18XER	103	1796	RR1068	ALT, (-AC) CA	6K1453
2.0 CDTI	07/08-	A20DTH, A20DTJ, A20DTC	81-118	1956	RR1050	ALT CA	6K1905
<b>KADETT E</b>							
1.2	09/84-07/86	12SC	40	1196		PS ALT	1A0763 1A0950
					RR1435		
1.3 i KAT, 1.3 N, 1.3 S	09/85-08/91	C13N	44-55	1297		PS ALT CA	1A0763 1A0875
					RR1448		
1.3 N	09/84-07/89	13NB, 13N	44	1297		ALT CA	1A0875
					RR1448		
1.4 i	01/90-08/91	C14NZ	44	1389		ALT, OE-NO 90169081, OE-NO 90006259 ALT, OE-NO 90183440, OE-NO 90351803	1A0875 1A0913
					RR1006	⇒MTR-NO (14/25)02J22349, (C14 /C25)NZ19311737, (14 /25)NV19307805	
					RR1205	MTR-NO (C14/C25)NZ19311738⇒, (14/25)02J22350⇒, (14 /25)NV19307806⇒	
					RR1205K1	MTR-NO 19311738⇒	
	08/91-07/94	C14NZ	44	1389		ALT	1A0913
					RR1205 RR1205K1	MTR-NO 19307806⇒	
	01/90-08/91	C14NZ	44	1389		RR1205 RR1205K1	MTR-NO 19311739⇒
1.4 S	07/89-08/91	14NV	55	1389		ALT, OE-NO 90006259, OE-NO 90169081 ALT, OE-NO 90183440, OE-NO 90351803	1A0875 1A0913
					RR1006 RR1205 RR1205K1	CA, ⇒MTR-NO 19307805, 02J22349 CA, MTR-NO 19307806⇒, 02J22350⇒ CA, MTR-NO 19307806⇒, 02J22350⇒	
1.5 TD	07/88-08/91	15DT	53	1488		PS ALT	1A0950 3A0925
					RR1016 RR1016K1	(Isuzu)	
1.6 D	08/84-12/89	16D, 16DA	40	1598		PS, ⇒MTR-NO (14/25)503745, (AUTOM), ⇒MTR-NO (14/25)478630, (MANL) PS, MTR-NO (14/25)503746⇒, (AUTOM), MTR-NO (14/25)478631⇒, (MANL) ALT	1A0763 1A0813 1A0913
					RR1009	MTR-NO (14/25)498631⇒, (MANL), MTR-NO (14/25)503757⇒, (AUTOM)	





RO-DRIVE™



ROFAN™

### OPEL

#### KADETT E

					RR1009K1 RR1009K1 RR1010	(MANL), MTR-NO 14498631⇨ (AUTOM), MTR-NO 14503757⇨ ⇨MTR-NO (14/25)498630, (MANL), ⇨MTR-NO (14/25)503756, (AUTOM)	
1.6 S	09/84-08/86	16SH	66	1598	RR1006 RR1205	ALT, ⇨CH-NO H2517837 ALT, CH-NO H2517838⇨ ALT, PS ALT, PS ⇨MTR-NO 1602J22349 MTR-NO 1602J22350⇨ PS ALT ALT, (PS)	1A0913 1A0925 5K0975 5K1010 1A0763 1A0888 1A0925
1.6, 1.6 i KAT	09/86-07/94	16SV, E16NZ, C16NZ, C16LZ	55-60	1598	RR1006 RR1205 RR1205K1	ALT, ⇨CH-NO H2517837 ALT, CH-NO H2517838⇨ ALT, PS ALT, PS ⇨MTR-NO 02J22349 MTR-NO 02J22350⇨ MTR-NO 02J22350⇨	1A0913 1A0925 5K0975 5K1010
1.7 D	07/92-07/94	17DR	44	1700	RR1009 RR1208 RR1208K1	PS, (MANL) PS, (AUTOM) AC ALT ⇨MTR-NO (14/25)363651 MTR-NO (14/25)363652⇨ (Opel)	1A0813 1A0825 1A0875 1A0913
	08/88-07/94	17D	42	1700	RR1009 RR1009K1	PS ALT CA, ⇨MTR-NO 14363650 CA, (Opel), ⇨MTR-NO 14363650	1A0813 1A0913
1.8	09/87-08/90	18E	84	1796	RR1312	PS ALT ALT	1A0800 1A0888 1A0925
1.8 E, 1.8 i	10/85-08/86	C18NE	74	1796	RR1312	PS ALT	1A0763 1A0925
1.8 GSI	09/84-08/86	18E	85	1796	RR1312	PS ALT	1A0800 1A0888
1.8 i	06/85-08/91	C18NT, C18NZ, S18NV	66	1796	RR1212 RR1212K1 RR1312	PS ALT MTR-CODE C18NZ MTR-CODE C18NZ MTR-CODE C18NT, S18NV	1A0800 1A0925
1.8 S	09/87-08/91	E18NV, S18NV	62	1796	RR1312	PS ALT	1A0800 1A0925
2.0 GSI 16V	12/87-08/91	20XE	115	1998	RR1309K1		
2.0 GSI 16V, 2.0 GSI 16V KAT	03/88-08/91	20XEJ	110	1998	RR1208 RR1208K2 RR1309 RR1309K1	PS ALT AC MTR-NO (14/25)142839⇨ MTR-NO 14142839⇨ ⇨MTR-NO (14/25)142838 ⇨MTR-NO 14142838	1A0788 1A0913 3A0875
2.0, 2.0 i	09/86-02/93	20NE, 20SEH, C20NE	85-95	1998	RR1212K1 RR1312	PS ALT MTR-NO 14608701⇨	1A0800 1A0925

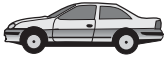





#### MANTA B

1.3 S	08/79-08/86	13S	55	1297	RR1448	ALT CA	1A0950
1.8 S	07/82-08/87	18S	66	1796	RR1312		
2.0 E	08/77-08/88	20E	81	1979		ALT AC ALT	1A0888 1A0888 1A0900

#### MERIVA

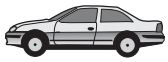
1.3 CDTI	09/03-	Z13DTJ, Y13DT, Z13DT	51-55	1248		ALT, (-AC) ALT, (AC)	6K1180 6K1318
1.4 16V Twinport	07/04-	Z14XEP	66	1364		ALT, (-AC) ALT, (AC), ⇨CH-NO 44001048 ALT, (AC), CH-NO 44001049⇨	5K1230 5K1355 5K1370
1.6	05/03-	Z16SE	64	1598	RR1205	ALT, (-AC) ALT, AC	5K0940 5K1210



					RO-DRIVE™		ROFAN™
<b>OPEL</b>							
<b>MERIVA</b>							
1.6 16V	05/03-	Z16XE	74	1598	RR1205K1	MTR-CODE Z16SE	
						ALT, (-AC)	5K0940
						ALT, (AC)	5K1210
					RR1149	CA	
					RR1149K1	CA	
1.6, 1.6 Turbo	09/05-	Z16XEP, Z16LET	77-132	1598		ALT, (-AC)	5K1450
						ALT, AC	5K1546
					RR1068	MTR-CODE Z16XEP, Z16LET	
1.7 CDTI	09/03-	Z17DTH	74	1686		ALT, (-AC)	6K1275
						ALT, (AC)	6K1600
					RR1117	MTR-CODE Z17DTH	
					RR1117K2	MTR-CODE Z17DTH	
	09/06-	Z17DTR, A17DTR	92	1686		ALT, (-AC)	6K1250
						ALT, (AC)	6K1590
					RR1117	CA	
1.7 DTI	09/03-	Y17DT	55	1686		ALT, (-AC)	6K1250
						ALT, (AC)	6K1590
					RR1117	CA	
					RR1117K2	CA, MTR-CODE Y17DT	
1.8	05/03-	Z18XE	92	1796		ALT, (-AC)	5K0940
						ALT, (AC)	5K1210
					RR1149	CA	
					RR1149K1	CA	
<b>MONTEREY A (UBS_)</b>							
3.1 TD (UBS69_)	09/91-07/98	4JG2TC	84	3059		PS	3A1450
						PS, AC	3A1525
					RR1444		
					RR1444K1		
3.2 (UBS25_)	06/92-07/98	6VD1	130	3165		PS	1A1025
						AC	4K0815
						ALT	4K0962
<b>MONTEREY B</b>							
3.0 DTI	07/98-08/99	4JX1	117	2999	RR1063		
3.5 V6 24V	07/98-08/99	6VE1	158	3494		ALT, (-AC)	6K2040
<b>MONZA A (22_)</b>							
2.2 E	11/84-08/86	22E	85	2197		PS	1A0875
						ALT	1A0888
						AC	1A0888
						PS, (AC)	1A1075
2.5 E	05/81-08/86	H25E, 25E	100-103	2490		PS	1A0875
						ALT	1A0888
						AC	1A0888
						PS, (AC)	1A1075
3.0 GSE	02/78-08/86	30E, C30LE	115-132	2968		PS	1A0875
						ALT	1A0888
						AC	1A0888
						PS, (AC)	1A1075
<b>MOVANO</b>							
1.9 DTI	09/00-10/01	F9Q770	59	1870		ALT, WP, PS	6K1125
					RR1109	CA	
					RR1109K1	CA	
	09/00-	F9Q774	60	1870		ALT, (-AC)	5K1125
						ALT, (AC)	6K1795
					RR1110	CA	
					RR1110K1	CA	
2.2 DTI	09/00-	G9T720	66	2188		ALT, (-AC), ⇨09/2003	6K1153
						ALT, (AC), ⇨09/2003	6K1795
						ALT, 10/2003⇨, (AC)	7K1795
					RR1092	CA	
					RR1092K1	CA	
2.5 CDTI	08/06-		88-107	2464		ALT, (AC)	6K1795
					RR1092	CA	
					RR1092K1	CA	
2.5 CDTI, 2.5 DTI	08/06-		73-107	2464		ALT, (AC)	7K1795
					RR1092	CA	
					RR1092K1	CA	
2.5 D	01/99-09/00	S8U770	59	2499		AC	5K1200
						ALT, MTR-NO 3053819⇨	6K0875
					RR1452	CA	
					RR1452K1	CA	
2.5 DTI	10/01-	G9U754, G9U720	84	2463		ALT, (-AC), ⇨09/2003	6K1153
						ALT, (AC), ⇨09/2003	6K1795
						ALT, 10/2003⇨, (AC)	7K1795
					RR1092	CA	
					RR1092K1	CA	
2.8 DTI	07/98-10/01	S9W702	84	2799		AC	5K1200
						ALT, WP, ⇨MTR-NO 3053818	6K0844
					RR1102		







RO-DRIVE™









ROFAN™

## OPEL

MOVANO						
					RR1102K1	
<b>OMEGA A</b>						
1.8 N	09/86-08/87	18NV	60	1796	PS ALT	1A0800 1A1000
					RR1212 RR1312	MTR-NO (14/25)608701⇨ ⇨MTR-NO (14/25)608700
1.8, 1.8 S	09/86-03/94	E18NVR, 18SEH, 18SV	65-85	1796	PS, ⇨08/1992 ALT, ⇨08/1992 ALT, PS, 08/1992⇨ ALT, PS, AC, 08/1992⇨	1A0800 1A1000 6K1725 6K1900
					RR1212 RR1312	MTR-NO (14/25)608701⇨ ⇨MTR-NO (14/25)608700
2.0, 2.0 i	09/86-03/94	20SE	85-90	1998	AC, ⇨08/1992, (PS) PS, ⇨08/1992 AC, ⇨08/1992 ALT, ⇨08/1992 ALT, 90 A, ⇨08/1992 ALT, PS, 08/1992⇨ ALT, PS, AC, 08/1992⇨	1A0785 1A0800 1A0813 1A1000 1A1025 6K1725 6K1900
					RR1212 RR1212K1 RR1312	MTR-NO (14/25)608701⇨ MTR-NO 14608701⇨ ⇨MTR-NO (14/25)608700
	09/90-03/94	C20NEF	73-74	1998	AC, ⇨08/1992, (PS) PS, ⇨08/1992 AC, ⇨08/1992 ALT, ⇨08/1992 ALT, 90 A, ⇨08/1992 ALT, PS, 08/1992⇨ ALT, PS, AC, 08/1992⇨	1A0785 1A0800 1A0813 1A1000 1A1025 6K1725 6K1900
					RR1212 RR1312	MTR-NO (14/25)608701⇨ ⇨MTR-NO (14/25)608700
2.3 D, 2.3 TD Interc.	09/86-03/94	23YD	54-74	2260	PS AC ALT, CH-NO K1000099⇨ ALT, ⇨CH-NO K1000098 PS, (AC)	1A0813 1A0888 1A0900 1A0913 1A0960
2.4 i	09/88-03/94	C24NE	92	2410	PS ALT AC PS, (AC)	1A0813 1A0888 1A0888 1A0960
2.6 i	09/90-03/94	C26NE	110	2594	ALT, (-AC), ⇨12/1993 ALT, (-AC), 01/1993⇨ ALT, (AC), 01/1993⇨, MTR-NO 01024730⇨, 120 A ALT, (AC), MTR-NO 01024730⇨	6K1460 6K1900 6K2260 6K2271
3.0	03/87-09/90	30NE, C30LE	115-130	2969	PS, ⇨CH-NO M1000000 ALT, ⇨CH-NO M1000000 AC, ⇨CH-NO M1000000 PS, ⇨CH-NO M1000000, (AC) ALT, (-AC), CH-NO M1000001⇨ ALT, (AC), CH-NO M1000001⇨, MTR-NO 01039675⇨, 120 A ALT, (AC), CH-NO M1000001⇨, MTR-NO 01039675⇨	1A0813 1A0888 1A0888 1A0960 6K1460 6K2260 6K2271
3.0 KAT	03/87-03/94	C30NE	130	2969	PS, ⇨CH-NO M1000000 ALT, ⇨CH-NO M1000000 AC, ⇨CH-NO M1000000 PS, ⇨CH-NO M1000000, (AC) ALT, (-AC), ⇨12/1993, CH-NO M1000001⇨ ALT, (-AC), 01/1993⇨, CH-NO M1000001⇨ ALT, (AC), MTR-NO 01039675⇨, 120 A, CH-NO M1000001⇨ ALT, (AC), MTR-NO 01039675⇨, CH-NO M1000001⇨	1A0813 1A0888 1A0888 1A0960 6K1460 6K1900 6K2260 6K2271
3.0 24V	09/89-03/94	C30SE, C30SEJ	147-150	2969	ALT, (-AC), ⇨12/1993 ALT, (-AC), 01/1993⇨ ALT, (AC), 01/1993⇨, MTR-NO 01024730⇨, 120 A ALT, (AC), MTR-NO 01024730⇨	6K1460 6K1900 6K2260 6K2271
<b>OMEGA B</b>						
2.0	03/94-09/99	X20SE	85	1998	ALT, (-AC) ALT, (AC) CA	6K1725 6K1900
					RR1212 RR1212K1	CA
2.0 16V	03/94-09/99	X20XEV	100	1998	ALT, (-AC) ALT, (AC)	6K1725 6K1900



					RO-DRIVE™		ROFAN™
---	---	---	---	---	-----------	---	--------

## OPEL

### OMEGA B

					RR1209 RR1209K1	CA CA	
2.0 DTI 16V	09/97-09/00	X20DTH	74	1995		ALT, PS ALT, PS, AC	6K1800 6K1900
2.2 16V	09/99-07/03	Z22XE, Y22XE	106	2198	RR1179 RR1179K1	ALT, (-AC) ALT, (AC) CA CA	6K1725 6K1900
2.2 DTI 16V	09/00-07/03	Y22DTH	81-88	2171		ALT, (-AC) ALT, (AC)	6K1800 6K1900
2.5 D, 2.5 TD	04/94-07/03	25DT, X25DT, X25TD	96	2498		AC, ⇨CH-NO V1999999 AC, CH-NO W0000001⇨ ALT	4K0780 4K0800 5K1815
2.5 V6	03/94-09/00	X25XE	125	2498	RR1199 RR1199K1	ALT, WP, PS ALT, WP, AC, PS, CH-NO S1059679⇨ ALT, WP, AC, PS, ⇨CH-NO S1059678 CA, ⇨08/1998, ⇨MTR-NO 08300418 CA, ⇨MTR-NO 08300418	6K1900 6K2020 6K2260
2.6 V6	09/00-07/03	Y26SE	132	2597		ALT, WP, PS ALT, WP, AC, PS	6K1900 6K2020
3.0 V6	04/94-02/01	X30XE	155	2962	RR1199 RR1199K1	ALT, WP, PS ALT, WP, AC, PS, CH-NO S1059679⇨ ALT, WP, AC, PS, ⇨CH-NO S1059678 CA, ⇨08/1998, ⇨MTR-NO 08300418 CA, ⇨MTR-NO 08300418	6K1900 6K2020 6K2260
3.2 V6	02/01-07/03	Y32SE	160	3175		ALT, WP, PS ALT, WP, AC, PS	6K1900 6K2020

### REKORD E

1.8	11/82-08/86	18N	55	1796		PS AC	1A0825 1A1075
					RR1312		
1.8 E, 1.8 S	11/82-08/86	C18NV, 18S	66-74	1796		PS ALT PS, AC	1A0825 1A0960 1A1075
					RR1312		
2.0 S	08/77-08/86	20S	74	1979		PS ALT, MTR-NO 20S665091⇨ ALT, ⇨MTR-NO 20S665090 PS, AC	1A0875 1A0888 1A0900 1A1075
2.2 D, 2.2 TD	11/82-08/86	23D, 23TD	52-63	2260		VACP PS ALT, ⇨CH-NO F1000188 ALT, CH-NO F1000189⇨ AC	1A0800 1A0875 1A0900 1A0913 1A1075
2.2 E	11/84-08/86	22E	85	2197		PS ALT PS, (AC)	1A0875 1A0888 1A1075
2.3 D	11/82-08/86	23D	52	2260		VACP PS ALT, ⇨CH-NO F1000188 ALT, CH-NO F1000189⇨ AC	1A0800 1A0875 1A0900 1A0913 1A1075

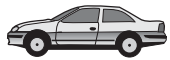
### SENATOR A (29\_)

2.2 E	11/84-08/87	22E	85	2197		PS ALT AC PS, (AC)	1A0875 1A0888 1A0888 1A1075
2.2 TD	11/84-08/87	23TD	63	2260		PS AC ALT PS, (AC)	1A0875 1A0888 1A0913 1A1075
2.5 E	09/84-08/87	25E	103	2490		PS ALT AC PS, (AC)	1A0875 1A0888 1A0888 1A1075
3.0	09/85-08/87	C30LE	115	2969		PS ALT ALT, (AUTOM) AC AC, (PS)	1A0875 1A0888 1A0888 1A0888 1A1075
3.0 E	02/78-12/86	30E	132	2969		PS ALT, 05/1979⇨ ALT, (AUTOM) AC ALT, ⇨04/1979 AC, (PS)	1A0875 1A0888 1A0888 1A0888 1A0900 1A1075

### SENATOR B (29\_)

2.6 i	09/90-09/93	C26NE	110	2594		ALT, (-AC)	6K1460
-------	-------------	-------	-----	------	--	------------	--------





RO-DRIVE™



ROFAN™

## OPEL

### SENATOR B (29\_)

						ALT, (AUTOM AC), MTR-NO 1032427⇒, 120 A	6K2260
						ALT, (-AC), MTR-NO 1032427⇒	6K2271
3.0	09/87-09/93	C30LE, 30NE	115-130	2969		PS, ⇒CH-NO M1000000	1A0785
						ALT, ⇒CH-NO M1000000	1A0888
						AC, ⇒CH-NO M1000000	1A0888
						PS, ⇒CH-NO M1000000, (AC)	1A0940
						ALT, (-AC), CH-NO M1000001⇒	6K1460
						ALT, (AUTOM AC), MTR-NO 1039675⇒, 120 A, CH-NO M1000001⇒	6K2260
						ALT, (-AC), MTR-NO 1039675⇒, CH-NO M1000001⇒	6K2271
3.0 24V, 3.0 i KAT	01/88-09/93	C30SE, C30NE	130-150	2969		ALT, (-AC)	6K1460
						ALT, (AC), MTR-NO 1039675⇒, 120 A	6K2260
						ALT, (AC), MTR-NO 1039675⇒, (NOT FOR ALT: 120A)	6K2271

### SIGNUM

1.8	05/03-	Z18XE	90	1796		ALT, (-AC)	5K0940
					RR1149	ALT, (AC)	5K1240
					RR1149K1	CA	
						CA	
	09/05-	Z18XER	103	1796		ALT, (-AC)	5K1450
					RR1068	ALT, (AC)	5K1546
						CA	
1.9 CDTI	04/04-	Z19DT	88	1910		ALT, (-AC)	6K1050
					RR1049	ALT, (AC)	6K1413
						CA, MTR-CODE Z19DT	
		Z19DTH	110	1910		ALT, (-AC)	6K1050
					RR1050	ALT, (AC)	6K1413
						CA, MTR-CODE Z19DTH	
2.0 DTI	05/03-	Y20DTH	74	1994		ALT, (-AC)	6K1805
						ALT, (AC)	6K1880
2.0 Turbo	05/03-	Z20NET	129	1998		ALT, (-AC)	5K0880
						ALT, (AC)	5K1030
2.2 direct	05/03-	Z22YH	114	2198		ALT, (-AC)	5K0880
						ALT, (AC)	5K1030
2.2 DTI	05/03-	Y22DTR	92	2171		ALT, (-AC)	6K1805
						ALT, (AC)	6K1880
2.8 V6 Turbo	09/05-	Z20NEL, Z28NET	169-184	2792		ALT	6K2120
3.0 V6 CDTI	05/03-	Y30DT	130-135	2958		ALT, (AC)	6K1920
3.2 V6	05/03-	Z32SE	155	3175		ALT, (-AC)	6K1863

### SINTRA

2.2 DTI	07/97-04/99	X22DTH	85	2171		ALT	6K1800
						ALT, AC	6K1900
2.2 i 16V	11/96-04/99	X22XE	104	2198		ALT, (-AC)	6K1725
					RR1179	ALT, (AC)	6K1900
					RR1179K1	CA	
						CA	
3.0 i 24V	11/96-04/99	X30XE	148	2962		ALT, WP, PS	6K1900
					RR1199	ALT, WP, AC, PS	6K2020
					RR1199K1	⇒08/1998	
						⇒MTR-NO 08300000	

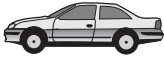





### SPEEDSTER

2.0 Turbo	04/03-	Z20LET	147	1998		ALT, AC	5K1680
					RR1111		
2.2	09/00-	Z22SE	108	2198		ALT, (-AC)	5K0880
						ALT, (AC)	5K1030

### TIGRA

1.3 CDTI	06/04-	Z13DT	51	1248		ALT, (-AC)	6K1180
						ALT, AC	6K1318
1.4	06/04-	Z14XEP	66	1364		ALT, PS, (-AC)	5K1230
						ALT, PS, AC	5K1370
1.4 16V	07/94-12/00	X14XE	66	1389		ALT, MTR-CODE X14XE	6K0894
						ALT, PS, MTR-CODE X14XE	6K1530
						ALT, PS, AC, MTR-CODE X14XE	6K1800
					RR1206	MTR-CODE X14XE	
					RR1206K1	MTR-CODE X14XE	
1.6 16V	07/94-08/98	X16XE	78	1598		ALT	6K0894
						ALT, PS	6K1530
						ALT, AC	6K1800
					RR1206		
					RR1206K1		
1.8	06/04-	Z18XE	92	1796		ALT, (-AC)	5K0940
						ALT, (AC)	5K1210
					RR1149	CA	
					RR1149K1	CA	



					RO-DRIVE™		ROFAN™
<b>OPEL</b>							
<b>VECTRA A</b>							
↖ 1.4 S	09/88-06/92	14NV	55	1389	<b>RR1205</b> <b>RR1205K1</b>	MTR-NO 19307806⇒	
1.6	09/88-05/93	16SV	60	1598		ALT, ⇨08/1992 AC, ⇨08/1992 ALT, PS, ⇨CH-NO M1169325, ⇨08/1992 ALT, PS, CH-NO M1169326⇒, ⇨08/1992 ALT, PS, 09/1992⇒ ALT, PS, AC, 09/1992⇒ ⇨MTR-NO 02J22349, 19307805 MTR-NO 02J22350⇒, 19307806⇒ MTR-NO 02J22350⇒, 19307806⇒	<b>1A0913</b> <b>3A0875</b> <b>5K0975</b> <b>5K0990</b> <b>6K1460</b> <b>6K1800</b>
1.6 i	09/93-11/95	X16SZ	52	1598	<b>RR1006</b> <b>RR1205</b> <b>RR1205K1</b>	ALT ALT, AC ⇨MTR-NO 02J22349, 19307805 MTR-NO 02J22350⇒, 19307806⇒ MTR-NO 02J22350⇒, 19307806⇒	<b>6K1460</b> <b>6K1800</b>
	09/88-10/90	E16NZ	55	1598	<b>RR1006</b> <b>RR1205</b> <b>RR1205K1</b>	ALT AC ALT, PS, ⇨CH-NO M1169325 ALT, PS, CH-NO M1169326⇒ ⇨MTR-NO 02J22349, 19307805 MTR-NO 02J22350⇒, 19307806⇒ MTR-NO 02J22350⇒, 19307806⇒	<b>1A0913</b> <b>3A0875</b> <b>5K0975</b> <b>5K0990</b>
1.6 i KAT	09/88-11/95	C16NZ, C16NZ2	55	1598	<b>RR1006</b> <b>RR1205</b> <b>RR1205K1</b> <b>RR1212</b> <b>RR1212K1</b>	ALT, ⇨08/1992, MTR-CODE C16NZ AC, ⇨08/1992, MTR-CODE C16NZ ALT, PS, ⇨CH-NO M1169325, ⇨08/1992, MTR-CODE C16NZ ALT, PS, CH-NO M1169326⇒, ⇨08/1992, MTR-CODE C16NZ ALT, PS, 09/1992⇒, MTR-CODE C16NZ ALT, (-AC), MTR-CODE C16NZ2 ALT, PS, AC, 09/1992⇒, MTR-CODE C16NZ ALT, (AC), MTR-CODE C16NZ2 CA, ⇨MTR-NO 02J22349, MTR-CODE C16NZ CA, MTR-NO 02J22350⇒, MTR-CODE C16NZ CA, MTR-CODE C16NZ, MTR-NO 02J22350⇒ CA, MTR-CODE C16NZ2 CA, MTR-CODE C16NZ2	<b>1A0913</b> <b>3A0875</b> <b>5K0975</b> <b>5K0990</b> <b>6K1460</b> <b>6K1725</b> <b>6K1800</b> <b>6K1900</b>
1.6, 1.6 i	08/92-11/95	C16LZ2, 16LZ2	51-55	1598	<b>RR1212</b> <b>RR1212K1</b>	ALT, (-AC), MTR-CODE C16LZ2 ALT, (AC), MTR-CODE C16LZ2 CA, MTR-CODE C16NZ2 CA, MTR-CODE C16NZ2	<b>6K1725</b> <b>6K1900</b>
1.7 D	09/88-09/92	17D	42	1700	<b>RR1009</b> <b>RR1009K1</b> <b>RR1208</b>	PS PS, (AUTOM) ALT AC PS ⇨MTR-NO (14/25)333430 (Opel), ⇨MTR-NO 14333430 MTR-NO (14/25)333431⇨	<b>1A0813</b> <b>1A0825</b> <b>1A0913</b> <b>3A0875</b> <b>3K0690</b>
	07/92-11/95	17DR	44	1700	<b>RR1009</b> <b>RR1208</b> <b>RR1208K1</b>	PS, (MANL) PS, (AUTOM) AC ALT ⇨MTR-NO (14/25)363651 MTR-NO (14/25)363652⇒ (Opel)	<b>1A0813</b> <b>1A0825</b> <b>1A0875</b> <b>1A0913</b>
1.7 TD	03/90-11/95	17DT, X17DT	60	1686	<b>RR1016</b> <b>RR1016K2</b> <b>RR1016K3</b>	PS ALT, AC ALT CA CA, ⇨MTR-NO 551 390 CA, MTR-NO 551 391⇨	<b>1A0950</b> <b>3A0915</b> <b>3A0925</b>
1.8 i KAT	03/90-11/95	C18NZ	66	1796	<b>RR1212</b>	PS, ⇨08/1992 ALT, 70 A, ⇨08/1992 ALT, 90 A, ⇨08/1992 AC, ⇨08/1992 PS, ⇨08/1992, (AC) ALT, PS, 08/1992⇒ ALT, PS, AC, 08/1992⇒ MTR-NO (14/25)142839⇒	<b>1A0800</b> <b>1A0925</b> <b>1A1000</b> <b>3A0875</b> <b>3K0690</b> <b>6K1725</b> <b>6K1900</b>





RO-DRIVE™



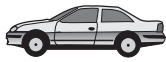
ROFAN™

### OPEL

#### VECTRA A

1.8 i, 1.8 S, 1.8 S 4x4	09/88-10/90	18SV, E18NVR	65-66	1796	RR1212K1 RR1312	MTR-NO 14142839⇨ ⇨MTR-NO (14/25)142838	
						PS ALT, 70 A ALT, 90 A AC PS, (AC)	1A0800 1A0925 1A1000 3A0875 3K0690
2.0 Allrad, 2.0 i 16V KAT3	08/89-11/95	C20XE	110	1998	RR1212 RR1312	MTR-NO (14/25)142839⇨ ⇨MTR-NO (14/25)142838	
						ALT, (-AC) ALT, (AC) CA, MTR-NO (14/25)142839⇨ CA, MTR-NO 14142839⇨ CA, ⇨MTR-NO (14/25)142838 CA, ⇨MTR-NO 14142838	6K1725 6K1900
2.0 i 16V	02/89-10/90	20XEJ	110	1998	RR1208 RR1309	ALT, PS ALT, PS, AC MTR-NO (14/25)142839⇨ ⇨MTR-NO (14/25)142838	6K1725 6K1900
2.0 i 16V, 2.0 i 16V 4x4	06/94-11/95	X20XEV	100	1998	RR1209 RR1209K1	ALT, (-AC) ALT, (AC) CA CA	6K1725 6K1900
2.0 i 4x4 KAT, 2.0 i KAT	09/88-11/95	C20NE	85	1998	RR1212 RR1212K1 RR1312	PS, ⇨08/1992 ALT, 70 A, ⇨08/1992 ALT, 90 A, ⇨08/1992 AC, ⇨08/1992 PS, ⇨08/1992, (AC) ALT, (-AC), 08/1992⇨ ALT, (AC), 08/1992⇨ CA, MTR-NO (14/25)142839⇨ CA, MTR-NO 14608701⇨ CA, ⇨MTR-NO (14/25)142838	1A0800 1A0925 1A1000 3A0875 3K0690 6K1725 6K1900
2.0 i Turbo 4x4	06/94-11/95	C20LET	150	1998	RR1208 RR1208K2 RR1309	ALT, PS ALT, PS, AC MTR-NO (14/25)002935⇨ ⇨MTR-NO (14/25)002934	6K1725 6K1900
2.0 i, 2.0 i 4x4, 2.0 i GT	09/88-11/95	20SEH	95	1998	RR1212 RR1312	PS, ⇨08/1992 ALT, 70 A, ⇨08/1992 ALT, 90 A, ⇨08/1992 AC, ⇨08/1992 PS, ⇨08/1992, (AC) ALT, PS, 08/1992⇨ ALT, PS, AC, 08/1992⇨ MTR-NO (14/25)142839⇨ ⇨MTR-NO (14/25)142838	1A0800 1A0925 1A1000 3A0875 3K0690 6K1725 6K1900
2.0, 2.0 i, 2.0 i 4x4	01/89-10/90	20NE, C20NEF	74-85	1998	RR1212 RR1312	PS ALT, 70 A ALT, 90 A AC PS, (AC) CA, MTR-NO (14/25)142839⇨ CA, ⇨MTR-NO (14/25)142838	1A0800 1A0925 1A1000 3A0875 3K0690
2.5 V6	02/93-11/95	C25XE	125	2498	RR1199 RR1199K1	ALT, (-AC) ALT, (AC), 08/1993⇨ ALT, (AC), ⇨08/1993, 120 A ALT, (AC), ⇨08/1993	6K1900 6K2020 6K2260 6K2271
2000/GT 16V	01/89-06/94	20XEJ	110	1998	RR1208 RR1309	PS, ⇨08/1992 ALT, ⇨08/1992 AC, ⇨08/1992 PS, ⇨08/1992, (AC) ALT, PS ALT, PS, AC MTR-NO (14/25)142839⇨, 01/1993⇨ ⇨MTR-NO (14/25)142838, ⇨12/1992	1A0788 1A0913 3A0875 3K0690 6K1725 6K1900
2000/GT 16V 4x4 KAT, 2000/GT 16V KAT	02/90-11/95	C20XE	110	1998	RR1208 RR1208K2 RR1309 RR1309K1	ALT, PS ALT, PS, AC MTR-NO (14/25)142839⇨ MTR-NO 14142839⇨ ⇨MTR-NO (14/25)142838 ⇨MTR-NO 14142838	6K1725 6K1900
<b>VECTRA B</b>							
1.6 i	10/95-07/03	X16SZR	55	1598	RR1205	ALT, PS ALT, PS, AC	6K1460 6K1800





RO-DRIVE™



ROFAN™

## OPEL

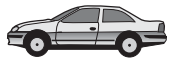
### VECTRA B

1.6 i 16V	10/95-04/02	X16XEL, Z16XE, Y16XE	74	1598	<b>RR1205K1</b>	ALT ALT, AC	<b>6K1530</b> <b>6K1800</b>
					<b>RR1206</b> <b>RR1206K1</b>		
1.7 TD	10/95-12/98	X17DT	60	1686		PS ALT, AC ALT	<b>1A0950</b> <b>3A0915</b> <b>3A0925</b>
					<b>RR1016</b> <b>RR1016K3</b>	(Isuzu)	
1.8 i 16V	10/95-09/00	X18XE1, X18XE	85	1796		ALT, (-AC), MTR-CODE X18XE1 ALT, (-AC), MTR-CODE X18XE ALT, (AC), MTR-CODE X18XE1 ALT, (AC), MTR-CODE X18XE CA, MTR-CODE X18XE1 CA, MTR-CODE X18XE1 CA, MTR-CODE X18XE CA, MTR-CODE X18XE	<b>6K1530</b> <b>6K1725</b> <b>6K1800</b> <b>6K1900</b>
	09/00-07/03	Z18XE	92	1796		ALT ALT, AC	<b>6K1538</b> <b>6K1800</b>
					<b>RR1206</b> <b>RR1206K1</b>		
2.0 DI 16V, 2.0 DTI 16V	11/96-07/03	X20DTL, X20DTH, Z20DTH	60-74	1995		ALT ALT, AC	<b>6K1800</b> <b>6K1900</b>
2.0 i 16V	10/95-09/00	X20XEV	100	1998		ALT, (-AC) ALT, (AC) CA CA	<b>6K1725</b> <b>6K1900</b>
					<b>RR1209</b> <b>RR1209K1</b>		
2.2 DTI 16V	09/00-07/03	Y22DTR	92	2172		ALT ALT, AC	<b>6K1800</b> <b>6K1900</b>
2.2 i 16V	09/00-07/03	Z22SE	108	2198		ALT, (-AC) ALT, (AC)	<b>5K0880</b> <b>5K1030</b>
2.5 i V6	10/95-09/00	X25XE	125	2498		ALT, WP, PS ALT, WP, AC, PS CA, ⇨CH-NO W1285446, W5276825, W7154528, WL999999 CA, ⇨CH-NO W1285446, W5276825, W7154528, WL999999	<b>6K1900</b> <b>6K2020</b>
					<b>RR1199</b> <b>RR1199K1</b>		
2.6 i V6	09/00-07/03	Y26SE	125	2597		ALT, WP, PS ALT, WP, AC, PS	<b>6K1900</b> <b>6K2020</b>
i 500 2.5	05/98-09/00	X25XE	143	2498		ALT, WP, PS ALT, WP, AC, PS CA, ⇨CH-NO W1285446, W5276825, W7154528, WL999999 CA, ⇨CH-NO W1285446, W5276825, W7154528, WL999999	<b>6K1900</b> <b>6K2020</b>
					<b>RR1199</b> <b>RR1199K1</b>		

### VECTRA C

1.6	01/06-	Z16XEP	77	1598		ALT, (-AC) ALT, (AC), ⇨MTR-NO 51999999, 58999999 ALT, (AC), MTR-NO 61000001⇨ CA	<b>5K1450</b> <b>5K1546</b> <b>5K1570</b>
					<b>RR1068</b>		
1.6, 1.6 16V	06/04-	Z16XE	74	1598		ALT, (-AC) ALT, (AC) CA CA	<b>5K0940</b> <b>5K1240</b>
					<b>RR1149</b> <b>RR1149K1</b>		
1.8	01/06-	Z18XER	103	1796		ALT, (-AC) ALT, (AC), ⇨MTR-NO 51999999, 58999999 ALT, (AC), MTR-NO 61000001⇨ CA	<b>5K1450</b> <b>5K1546</b> <b>5K1570</b>
					<b>RR1068</b>		
1.8, 1.8 16V	08/02-	Z18XE	90	1796		ALT, PS ALT, AC, OE-NO 6340600 ALT, AC, OE-NO 6340667 CA CA	<b>5K0940</b> <b>5K1240</b> <b>5K1255</b>
					<b>RR1149</b> <b>RR1149K1</b>		
	04/02-	Z18XEL, Z18XE	81-90	1796		ALT, (-AC) ALT, (AC) CA CA	<b>5K0940</b> <b>5K1240</b>
					<b>RR1149</b> <b>RR1149K1</b>		
1.9 CDTI	04/04-	Z19DT	74-88	1910		ALT, (-AC) ALT, AC CA, MTR-CODE Z19DT	<b>6K1050</b> <b>6K1413</b>
		Z19DTH	110	1910		ALT, (-AC) ALT, AC CA, MTR-CODE Z19DTH	<b>6K1050</b> <b>6K1413</b>
					<b>RR1049</b> <b>RR1050</b>		
2.0 16V Turbo,	03/03-	Z20NET	129	1998		ALT, (-AC)	<b>5K0880</b>





RO-DRIVE™



ROFAN™

### OPEL

#### VECTRA C

2.0 Turbo						ALT, AC	5K1030
2.0 DTI, 2.0 DT 16V	08/02-	Y20DTH	74	1995		ALT, (-AC)	6K1805
						ALT, AC	6K1880
2.2 16V, 2.2 direct	08/02-	Z22SE, Z22YH	108-114	2198		ALT, (-AC)	5K0880
						ALT, (AC)	5K1030
2.2 DTI, 2.2 DTI 16V	08/02-	Y22DTR	92	2172		ALT, (-AC)	6K1805
						ALT, AC	6K1880
2.8 V6 Turbo	08/05-	Z28NET	184-206	2792		ALT	6K2120
3.0 CDTi, 3.0 V6 CDTi	06/03-	Z30DT	130-135	2958		ALT, PS, AC	6K1920
3.2 V6	08/02-	Z32SE	155	3175		ALT, (-AC)	6K1863

#### VIVARO

1.9 DI, 1.9 DTI	08/01-	F9Q762, F9Q760, F9Q774	60-74	1870		ALT, (-AC)	5K1125
					RR1110	ALT, (AC)	6K1795
					RR1110K1	CA	
						CA	
2.0 16V, 2.0 ECOTEC	08/01-	F4R720, F4R820	86-88	1998		ALT, (-AC), MTR-CODE F4R 720, F4R 820	5K1125
					RR1098	ALT, (AC), MTR-CODE F4R 720, F4R 820	6K1795
						CA, MTR-CODE F4R 720, F4R 820	
2.5 CDTI	08/06-	G9U630, G9MB6	107	2463		ALT	7K1795
					RR1092	CA	
					RR1092K1	CA	
		G9U630	107	2463		ALT, (AC)	6K1795
					RR1092	CA	
					RR1092K1	CA	
2.5 DTI	05/03-	G9U730	99	2463		ALT, (-AC), ⇨07/2006	6K1153
					RR1092	ALT, (AC), ⇨07/2006	6K1795
					RR1092K1	CA, ⇨07/2006	
						CA, ⇨07/2006	

#### ZAFIRA







1.6	01/06-	Z16YNG	69	1598		ALT, (-AC)	5K0940
					RR1149	ALT, (AC)	5K1210
					RR1149K1	CA	
						CA	
	01/08-	Z16XEP, Z16XER	77-85	1598		ALT, (-AC)	5K1450
					RR1068	ALT, (AC)	5K1546
						CA	
1.6 CNG Turbo	02/09-	Z16XNT	110	1598		ALT	5K1546
					RR1068	CA	
1.7 CDTI	01/08-	A17DTJ, A17DTR	81-92	1686		ALT, (AC)	6K1250
					RR1117	CA	
1.8	07/05-	Z18XER, Z18XEP	103	1796		ALT, (-AC)	5K1450
					RR1068	ALT, (AC)	5K1546
						CA	
1.9 CDTI	07/05-	Z19DTH	110	1910		ALT, (-AC)	6K1050
					RR1050	ALT, (AC), OE-NO 93 185 361	6K1370
						CA, MTR-CODE Z19DTH	
		Z19DT	74-88	1910		ALT, (-AC)	6K1050
					RR1049	ALT, (AC), OE-NO 93 185 361	6K1370
						CA, MTR-CODE Z19DT	
2.0	07/05-	Z20LER	147-177	1998		ALT	5K1680
					RR1111	CA	
2.2	07/05-	Z22YH	110	2198		ALT, (-AC)	5K0880
						ALT, (AC)	5K1030

#### ZAFIRA (F75\_)

1.6 16V	04/99-06/05	X16XEL, Z16XE	74	1598		ALT, (-AC)	5K0940
					RR1149	ALT, (AC)	5K1210
					RR1149K1	ALT, (AC), 100 A, CH-NO 22999999⇨, 2H999999⇨	5K1210
						ALT, (AC), 100 A, ⇨CH-NO 12999999, 1H999999	5K1255
					RR1149	CA	
					RR1149K1	CA, MTR-NO 02HL5118⇨, 20041691⇨	
1.6 CNG	09/01-06/05	Z16YNG	71	1598		ALT, (-AC)	5K0940
					RR1149	ALT, (AC)	5K1210
					RR1149K1	CA	
						CA	
1.8	02/03-06/05	Z18XEL	81	1796		ALT, (-AC)	5K0940
					RR1149	ALT, (AC)	5K1210
					RR1149K1	CA	
						CA, MTR-NO 02HL5118⇨, 20041691⇨	
1.8 16V	04/99-06/05	X18XE1, X18XE	85-92	1796		MTR-CODE Z18XE, ALT, (-AC)	5K0940
					RR1149	ALT, (AC), 120 A	5K1210
					RR1149K1	ALT, (AC), 100 A	5K1255
						CA	
						CA, MTR-NO 02HL5118⇨, 20041691⇨	





					RO-DRIVE™		ROFAN™
---	---	---	---	---	-----------	---	--------

## OPEL

<b>ZAFIRA (F75_)</b>							
2.0 DI 16V	10/99-06/05	X20DTL	60	1995		ALT, PS	6K1800
2.0 DTI 16V	09/00-06/05	Y20DTH	74	1995		ALT	6K1800
						ALT, AC	6K1863
2.0 OPC	09/01-06/05	Z20LER, Z20LET	141-147	1998	RR1111	ALT, AC	5K1680
						MTR-CODE Z20LET	
2.2 16V	09/00-06/05	Z22SE	108	2198		ALT, (-AC)	5K0880
						ALT, (AC)	5K1030
2.2 DTI 16V	01/02-06/05	Y22DTR	92	2172		ALT, (-AC), MTR-CODE Y22DTR	6K1805
						ALT, (AC)	6K1863

## PEUGEOT

<b>1007 (KM_)</b>							
1.4	04/05-	KFV(TU3JP)	54	1360		ALT	6K0730
					RR1075	ALT, (AC), MTR-CODE TU3A	6K1050
					RR1075K1	ALT, (AC), MTR-CODE TU3JP	6K1125
						MTR-CODE TU3JP, TU3A	
1.4 16V	10/05-	KFU(ET3J4)	65	1360		ALT	6K0730
					RR1052	ALT, (AC), MTR-CODE TU3A, ET3J4	6K1050
					RR1052K1	MTR-CODE ET3J4	
						MTR-CODE ET3J4	
1.4 HDi	04/05-	8HX(DV4TD), 8HZ(DV4TD)	50	1398		ALT, (-AC)	6K0800
					RR1079	ALT, (AC)	6K0976
					RR1079K2	CA	
						CA	
1.6 16V	04/05-	NFU(TU5JP4)	80	1587		ALT, (-AC)	6K0730
					RR1077	ALT, (AC), ⇨09/2007, ⇨ORG-NO 11255	6K1050
					RR1077K3	ALT, (AC), 09/2007⇨, ORG-NO 11256⇨	6K1070
						CA	
						CA	
1.6 HDi	06/07-	9HZ (DV6TED4)	80	1560		ALT, (-AC)	6K0800
					RR1058	ALT, (AC)	6K0976
					RR1058K1	CA	
						CA	
<b>104</b>							
1.0	09/83-06/88	108C(XV8)	32	954		ALT	1A0913
1.1	08/79-06/88	109F(XW7)	37	1124		ALT	1A0913
<b>106 I (1A, 1C)</b>							
1.0	09/91-04/96	CDY(TU9M)	33	954		ALT	1A0710
					RR1012		
					RR1012K1		
		CDZ(TU9M)	37	954		ALT, (-AC)	1A0715
					RR1012	ALT, (AC)	5K1025
					RR1012K1	CA	
						CA	
1.1	09/91-04/96	HDZ(TU1M)	44	1124		ALT	1A0710
					RR1012	⇨MTR-NO 3762434	
					RR1012K1	⇨MTR-NO 3762434	
					RR1076	MTR-NO 3762435⇨	
					RR1076K1	MTR-NO 3762435⇨	
1.3	10/93-04/96	TU2J2	72	1294		ALT	1A0710
					RR1385	CA	
					RR1385K1	CA	
1.4	09/91-04/96	KDX(TU3MC), KDY(TU3M), KFZ(TU3J2/Z)	55-69	1361		ALT	1A0710
					RR1299	CA, MTR-NO 50355043⇨	
					RR1299	(XSI)	
					RR1299K1	CA, MTR-NO 50355043⇨	
					RR1385	CA, ⇨MTR-NO 50355042	
					RR1385K1	CA, ⇨MTR-NO 50355042	
	08/91-03/96	TU3	51	1360		ALT, (-AC)	1A0715
					RR1385	CA	
					RR1385K1	CA	
1.4 D	09/92-04/96	K9Y(TUD3Y)	37	1361		ALT, (-AC), OE-NO 5750.53	1A0700
					RR1319	ALT, (-AC), OE-NO 5750.D7	5K0698
					RR1319K1		
1.5 D	06/94-04/96	VJY(TUD5)	40-43	1527		ALT, (-PS)	5K0775
					RR1189	ALT, (PS)	5K0962
					RR1189K1	CA	
						CA	
1.6	06/93-04/96	NFZ(TU5JP), NFY(TU5J2)	65-76	1587		ALT	1A0710
					RR1299		
					RR1299K1		
<b>106 II (1)</b>							
1.0 i	05/96-	CDY(TU9M), CDZ(TU9M)	33-37	954		ALT, 70 A	1A0710
					RR1012	ALT	5K0725
						⇨MTR-NO 3762434	





RO-DRIVE™



ROFAN™

### PEUGEOT

106 II (1)

1.1 i	05/96-	HDZ(TU1M), HFX(TU1JP)	44	1124	RR1012K1 RR1076 RR1076K1	⇒MTR-NO 3762434 MTR-NO 3762435⇒ MTR-NO 3 762 435⇒	1A0710 5K0725
	01/97-	HDY(TU1M)	40	1124	RR1012 RR1012K1 RR1076 RR1076K1	ALT ALT ⇒MTR-NO 3762434 ⇒MTR-NO 3 762 434 MTR-NO 3762435⇒ MTR-NO 3 762 435⇒	1A0710 5K0725
1.4 i	05/96-	KFX(TU3JP), KFW(TU3JP)	55	1360	RR1075 RR1075K1 RR1385 RR1385K1	ALT ALT CA, MTR-NO 3666766⇒ CA, MTR-NO 3666766⇒ CA, ⇒MTR-NO 3666765 CA, ⇒MTR-NO 3666765	1A0710 5K0725
1.5 D	05/96-	VJY(TUD5), VJX(TUD5)	40-42	1527	RR1189 RR1189K1	ALT ALT, PS ALT, AC CA CA, MTR-CODE TUD5	5K0775 5K0962 5K1030
1.6 i	05/96-	NFZ(TU5JP)	65	1587	RR1299 RR1299K1	ALT ALT	1A0710 5K0725
1.6 i, 1.6 S16	05/96-	NFY(TU5J2), NFW(TU5J2), NFX(TU5J4)	74-87	1587	RR1077 RR1077K2	ALT ALT, AC	5K0775 5K1054

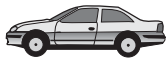
107

1.4 HDi	06/05-		40	1398	RR1079 RR1079K2	ALT, (-AC) ALT, (AC) CA CA	6K0800 6K0962
---------	--------	--	----	------	--------------------	-------------------------------------	------------------

205 I

1.0	02/83-10/87	108C(XV8)	33	954		ALT ALT, (AC) AC	1A0913 1A0925 4K0962
1.1	02/83-10/87	109F(XW7)	36-37	1124		ALT ALT, (AC) AC	1A0913 1A0925 4K0962
1.1 CJ	10/89-12/94	HDZ(TU1M)	44	1124	RR1012 RR1012K1	ALT AC ALT, (AC)	1A0710 4K0810 4K0855
1.4	02/83-10/87	150B(XY8), 150D(XY7), 150G(XY7), 150H(XY8)	44-59	1360		ALT, (-AC) ALT, (AC) AC	1A0913 1A0925 4K0962
1.4 CJ	03/88-12/94	150D(XY7), 150G(XY7), K1D(TU3A), KAY(TU3CP)	44-49	1360	RR1385 RR1385K1	ALT AC ALT, (AC) CA CA	1A0710 4K0810 4K0855
	05/91-12/94	KDY(TU3M), KDZ(TU3M)	55	1361	RR1299 RR1299K1 RR1385 RR1385K1	ALT AC ALT, (AC) CA, MTR-NO 50355043⇒ CA, MTR-NO 50355043⇒ CA, ⇒MTR-NO 50355042 CA, ⇒MTR-NO 50355042	1A0710 4K0810 4K0855
1.4 CT	04/86-12/88	150H(XY8), 150B(XY8)	58	1360	RR1385	ALT AC ALT, (AC)	1A0710 4K0815 4K0855
1.6	08/86-10/87	BAZ(XU5CP)	55	1580	RR1436 RR1436K1		
1.6 CJ	08/92-12/94	BDY(XU5M3Z)	65	1580		PS ALT, (-PS) AC	1A0613 4K0698 4K0841





RO-DRIVE™



ROFAN™

## PEUGEOT

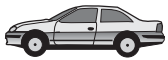
205 I

					RR1029 RR1029K2	ALT, (PS) CA CA	4K0954
1.6, 1.6 CTI, 1.6 GTI	12/84-10/90	B1A(XU51C), B1E(XU51C), 180Z(XU5J), 180A(XU5J)	53-76	1580		PS ALT, (-PS) AC ALT, (PS) CA CA	1A0613 4K0698 4K0841 4K0954
1.7 Diesel	08/83-10/87	161A(XUD7)	44	1769	RR1436 RR1436K1	VACP PS ALT, (-AC) ALT, (AC), ⇨CH-NO 5291414 ALT, (AC), CH-NO 5291414⇨, OE-NO 5750.66 ALT, (AC), OE-NO 5750.78 CA CA	1A0550 1A0613 4K0698 4K0985 4K1217 4K1230
1.9 CTI	10/87-12/94	DFZ(XU9J1)	75	1905	RR1029 RR1029K2 RR1436 RR1436K1	PS ALT, (-PS) AC ALT, (PS) CA, 01/1992⇨ CA, 02/1992⇨ CA, ⇨01/1992 CA, ⇨01/1992	1A0613 4K0698 4K0841 4K0954
1.9 GTI	10/86-10/87	D6B(XU9JA (ohneKAT)), DFZ(XU9J1)	75-94	1905	RR1436 RR1436K1	PS ALT, (-PS) AC ALT, (PS) CA CA	1A0613 4K0698 4K0841 4K0954

205 II

1.0	10/87-09/98	TU9	33	954	RR1012 RR1012K1	ALT AC ALT, (AC)	1A0710 4K0810 4K0855
1.1	10/87-10/90	109N(XW7)	36	1124	RR1012 RR1012K1	ALT AC ALT, (AC) MTR-CODE TU9/TU1	1A0710 4K0815 4K0855
	10/87-09/98	H1B(TU1), HDZ(TU1M)	40-44	1124	RR1012 RR1012K1	ALT AC ALT, (AC)	1A0710 4K0810 4K0855
1.2	01/87-12/90	F1	47	1204		PS ALT	1A0613 1A0775
1.3 Rallye	10/87-10/90	TU24	74	1294	RR1012 RR1012K1	ALT	1A0675
1.4	10/87-05/89	K2B(TU3S), 150G(XY7), 150D(XY7), K1D(TU3A), 150H(XY8), 150B(XY8), KAY(TU3CP)	44-62	1360	RR1385 RR1385K1	ALT AC ALT, (AC) CA CA, MTR-CODE TU3, TU3F	1A0710 4K0810 4K0855
	07/88-09/98	KDY(TU3M), KFX(TU3JP), KDZ(TU3M)	55	1361	RR1299 RR1299K1 RR1385 RR1385K1 RR1385K1	ALT AC ALT, (AC) CA, 01/1991⇨ CA, MTR-CODE TU3M, MTR-NO 50355043⇨ CA, ⇨01/1991 CA, MTR-CODE TU3JP CA, MTR-CODE TU3M, ⇨MTR-NO 50355042	1A0710 4K0810 4K0855
	01/87-07/88	150(XY6B)	53	1360		ALT, (-AC) ALT, (AC) AC	1A0913 1A0925 4K0962
1.6	10/87-09/98	B1E(XU51C), B1A(XU51C), BAZ(XU5CP)	53-55	1580	RR1029 RR1029K2	ALT, (-PS) AC ALT, (PS) CA, 01/1992⇨ CA, 02/1992⇨	4K0698 4K0841 4K0954





RO-DRIVE™



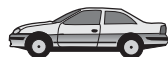
ROFAN™

## PEUGEOT

205 II

1.6 Aut.	05/90-09/98	BDY(XU5M3Z), BDY(XU5M2Z)	65	1580	RR1436 RR1436K1	CA, ⇨01/1992 CA, ⇨01/1992	
						PS ALT, (-PS) AC ALT, (PS)	1A0613 4K0698 4K0841 4K0954
					RR1029 RR1029K2 RR1436 RR1436K1	CA, 01/1992⇨ CA, 02/1992⇨ CA, ⇨01/1992 CA, ⇨01/1992	
1.6 GTI	10/87-12/89	180A(XU5J), 180Z(XU5J)	76-85	1580		PS ALT, (-PS) AC ALT, (PS) CA CA	1A0613 4K0698 4K0841 4K0954
1.6 GTX	01/87-10/91		69	1592		PS ALT AC	1A0613 1A0775 4K1020
1.7 Diesel	07/87-09/98	161A(XUD7)	44	1769		VACP PS, ⇨06/1991 PS, 06/1991⇨ ALT, (-AC) ALT, (AC), ⇨CH-NO 5291414 ALT, (AC), CH-NO 5291414⇨, OE-NO 5750.66 ALT, (AC), OE-NO 5750.78	1A0550 1A0613 1A0650 4K0698 4K0985 4K1217 4K1230
					RR1004 RR1004K1 RR1004K2	CA CA, 01/1994⇨ CA, ⇨12/1993	
1.7 TD	01/90-09/98	A8B(XUD7TE)	57	1769		VACP PS PS, 06/1991⇨ ALT ALT, AC, OE-NO 5750.78	1A0550 1A0613 1A0650 4K0725 4K1230
					RR1004 RR1004K1 RR1004K2	02/1994⇨ ⇨01/1994	
1.9 Diesel	10/87-09/98	DJZ(XUD9Y)	47	1905		VACP PS, ⇨06/1991 PS, 06/1991⇨ ALT ALT, (AC) ALT, AC, OE-NO 5750.78	1A0550 1A0613 1A0650 4K0698 4K0985 4K1230
					RR1004 RR1004K1 RR1004K2	02/1994⇨ ⇨01/1994	
1.9 GTI	10/87-10/94	DKZ(XU9JAZ), D6B(XU9JA(G- KAT))	88	1905		PS ALT, (-PS) AC ALT, (PS) CA, 01/1992⇨ CA, 02/1992⇨ CA, ⇨01/1992 CA, ⇨01/1992	1A0613 4K0698 4K0841 4K0954
					RR1029 RR1029K2 RR1436 RR1436K1		
1.9 GTI, 1.9 GTI KAT	10/87-07/94	D2A(XU92C), DFZ(XU9J1)	75	1905		PS ALT, (-PS) AC ALT, (PS) CA CA	1A0613 4K0698 4K0841 4K0954
					RR1436 RR1436K1		
<b>205 Kasten</b>							
1.7 Diesel	03/94-	161A(XUD7)	44	1769	RR1004 RR1004K1		
<b>206</b>							
1.1	07/02-	HFX(TU1JP)	44	1124		ALT, (-PS), (-AC) ALT, (-PS), (AC) ALT, (PS), (-AC) ALT, (PS), (AC), ORG-NO 09276⇨, ⇨ORG-NO 10394 CA, ⇨MTR-NO 3762434 CA, ⇨MTR-NO 3 762 434 CA, MTR-NO 3762435⇨ CA, MTR-NO 3 762 435⇨	6K0730 6K1010 6K1453 6K1560
					RR1012 RR1012K1 RR1076 RR1076K1		
1.1 i	09/98-	HFZ(TU1JP), HFX(TU1JP)	44	1124		ALT, (-PS), (-AC), 80 A, ⇨06/2002, ⇨ORG-NO 09366 ALT, (-PS), (-AC), 70 A, ⇨01/2003, ⇨ORG-NO 09589	1A0710 6K0720





RO-DRIVE™



ROFAN™

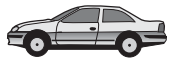
## PEUGEOT

206



						ALT, (-PS), (-AC), 80 A, 07/2002⇒, ORG-NO 09367⇒ 70 A, 02/2003⇒, ORG-NO 09590⇒ ALT, AC, (-PS) ALT, PS, (-AC) ALT, (PS), (AC), ⇒ORG-NO 10394 ⇒MTR-NO 3762434 ⇒MTR-NO 3 762 434 MTR-NO 3762435⇒ MTR-NO 3 762 435⇒	<b>6K0730</b> <b>6K0730</b> <b>6K1010</b> <b>6K1453</b> <b>6K1560</b>
1.4	07/02-	KFW(TU3JP)	55	1360	<b>RR1012</b> <b>RR1012K1</b> <b>RR1076</b> <b>RR1076K1</b>		
					<b>RR1075</b> <b>RR1075K1</b> <b>RR1385</b> <b>RR1385K1</b>	ALT, (-PS), (-AC) ALT, (-PS), (AC) ALT, (PS), (-AC) ALT, (PS), (AC), ORG-NO 09276⇒, ⇒ORG-NO 10394 CA, MTR-NO 3666766⇒ CA, MTR-NO 3666766⇒ CA, ⇒MTR-NO 3666765 CA, ⇒MTR-NO 3666765	<b>6K0730</b> <b>6K1010</b> <b>6K1453</b> <b>6K1560</b>
	03/07-		55	1360	<b>RR1075</b> <b>RR1075K1</b>	ALT, (-AC) CA CA	<b>6K1453</b>
1.4 16V	10/03-	KFU(ET3J4)	65	1360	<b>RR1052</b> <b>RR1052K1</b>	ALT, (-AC) ALT, (AC) CA CA	<b>6K1225</b> <b>6K1560</b>
1.4 Hdi, 1.4 Hdi eco 70	09/01-	8HZ(DV4TD), 8HX(DV4TD)	50	1398	<b>RR1079</b> <b>RR1079K2</b>	ALT, (-AC), ⇒ORG-NO 10527 ALT, (-AC), ORG-NO 10528⇒ CA CA	<b>6K1345</b> <b>6K1352</b>
1.4 i	09/98-	KFX(TU3JP), KFW(TU3JP)	55	1360	<b>RR1075</b> <b>RR1075K1</b> <b>RR1385</b> <b>RR1385K1</b>	ALT, (-PS), (-AC), 80 A, ⇒06/2002, ⇒ORG-NO 09366 ALT, (-PS), (-AC), 70 A, ⇒01/2003, ⇒ORG-NO 09589 ALT, (-PS), (-AC), 80 A, 07/2002⇒, ORG-NO 09367⇒ ALT, (-PS), (-AC), 70 A, 02/2003⇒, ORG-NO 09590⇒ ALT, (-PS), (AC) ALT, (PS), (-AC) ALT, (PS), (AC), ORG-NO 09276⇒, ⇒ORG-NO 10394 CA, MTR-NO 3666766⇒ CA, MTR-NO 3666766⇒ CA, ⇒MTR-NO 3666765 CA, ⇒MTR-NO 3666765	<b>1A0710</b> <b>6K0720</b> <b>6K0730</b> <b>6K0730</b> <b>6K1010</b> <b>6K1453</b> <b>6K1560</b>
1.6 16V	09/00-	NFU(TU5JP4)	80	1587	<b>RR1077</b> <b>RR1077K1</b> <b>RR1077K3</b>	ALT, (-PS), (-AC), 80 A, ⇒06/2002, ⇒ORG-NO 09366 ALT, (-PS), (-AC), 70 A, ⇒01/2003, ⇒ORG-NO 09589 ALT, (-PS), (-AC), 80 A, 07/2002⇒, ORG-NO 09367⇒ 70 A, 02/2003⇒, ORG-NO 09590⇒ ALT, AC, (-PS) ALT, PS, (-AC) ALT, (PS), (AC), ORG-NO 09276⇒ CA CA, MTR-CODE TU5JP4, ⇒MTR-NO 1806404 CA, MTR-CODE TU5JP4, MTR-NO 1806405⇒	<b>1A0710</b> <b>6K0720</b> <b>6K0730</b> <b>6K0730</b> <b>6K1010</b> <b>6K1453</b> <b>6K1560</b>
	12/00-	NFU(TU5JP4)	80	1587	<b>RR1077</b> <b>RR1077K1</b> <b>RR1077K3</b>	ALT, (-PS), (-AC) ALT, (-PS), (AC) ALT, (PS), (-AC) ALT, (PS), (AC), ORG-NO 09276⇒, ⇒ORG-NO 10394 CA CA, MTR-CODE TU5JP4, ⇒MTR-NO 1806404 CA, MTR-CODE TU5JP4, MTR-NO 1806405⇒	<b>1A0715</b> <b>6K1010</b> <b>6K1453</b> <b>6K1560</b>
1.6 HDi 110	05/04-	9HY (DV6TED4), 9HZ (DV6TED4)	80	1560	<b>RR1058</b> <b>RR1058K1</b>	ALT, (-AC) ALT, (AC) CA CA	<b>6K0800</b> <b>6K0976</b>
	04/05-	9HZ (DV6TED4)	80	1560		ALT, (-AC), ORG-NO 10556⇒ ALT, (-AC), ⇒ORG-NO 10555 ALT, (AC), ⇒ORG-NO 10555	<b>6K0780 ELAST</b> <b>6K0800</b> <b>6K0976</b>





RO-DRIVE™



ROFAN™

**PEUGEOT**

206

					RR1058 RR1058K1	ALT, (AC), ORG-NO 10556⇒ CA CA	6K1090 ELAST
1.6 i	09/98-12/00	NFZ(TU5JP)	65	1587		ALT, (-PS), (-AC), 80 A ALT, (-PS), (-AC), 70 A ALT, (-PS), (AC) ALT, (PS), (-AC) ALT, (PS), (AC), ORG-NO 09276⇒, ⇒ORG-NO 10394	1A0710 6K0720 6K1010 6K1453 6K1560
					RR1299 RR1299K1	CA CA	
1.9 D	09/98-11/01	WJZ(DW8)	51	1868		ALT, (-PS), (-AC) ALT, AC ALT, PS, ⇒ORG-NO 08336 ALT, PS, (-AC), ORG-NO 08337⇒ ALT, PS, AC, ORG-NO 09520⇒ ALT, PS, AC, ⇒ORG-NO 09519	6K0869 6K1030 6K1390 6K1440 6K1680 6K1733
					RR1140 RR1140K1		
2.0 16V, 2.0 S16	10/00-	RFN(EW10J4)	100	1997		ALT ALT, PS ALT, PS, AC	3K0740 6K1200 6K1725
					RR1126 RR1126K1		
2.0 HDI 90	12/99-	RHY(DW10TD)	66	1997		ALT, (-AC) ALT, PS, AC, (SANDEN), ⇒ORG-NO 09366 ALT, AC, (DELPHI), ORG-NO 09367⇒ CA CA, ⇒ORG-NO 8735	6K1468 6K1740 6K1743
					RR1139 RR1139K1		
2.0 RC	07/03-	RFK (EW10J4S)	130	1997		ALT, (-AC) ALT, (AC) CA, MTR-CODE EW10J4S	6K1200 6K1725
					RR1045		
2.0 S16	04/99-10/00	RFR (DEW10J4)	99	1997		ALT ALT, AC	6K1200 6K1725
					RR1126 RR1126K1		
	09/00-	RFN(EW10J4)	100	1997		ALT, PS, (-AC) ALT, PS, AC	6K1195 6K1725
					RR1126 RR1126K1		

207

1.4	02/06-	KFV(TU3A)	53-54	1360		ALT, (-AC) ALT, AC MTR-CODE TU3AM MTR-CODE TU3AM	6K0730 6K1050
					RR1075 RR1075K1		
1.4 16V	02/06-	KFU(ET3J4)	65	1360		ALT, (-AC) ALT, AC MTR-CODE ET3J4 MTR-CODE ET3J4	6K0730 6K1050
					RR1052 RR1052K1		
	06/07-		70	1397		ALT CA CA ALT	6K0906 6K0906
					RR1052 RR1052K1		
1.4 HDi	02/06-		50	1398		ALT, (-AC), ⇒ORG-NO 11073 ALT, (-AC), ORG-NO 11074⇒ ALT, (AC), ORG-NO 11074⇒ ALT, (AC), ⇒ORG-NO 11073 CA, MTR-CODE DV4TD CA, MTR-CODE DV4TD	6K0780 ELAST 6K0800 6K0976 6K1090 ELAST
					RR1079 RR1079K2		
1.6 16V	02/06-	NFU(TU5JP4)	80	1587		ALT, (-AC) ALT, AC CA, MTR-CODE TU5JP4 CA, MTR-CODE TU5JP4	6K0730 6K1050
					RR1077 RR1077K3		
1.6 16V, 1.6 16V Turbo, 1.6 16V Vti	02/06-	EP6, EP6DT	88-110	1598		ALT, (AC)	6K0906
					RR1058 RR1058K1		
1.6 HDi	02/06-	9HX (DV6ATED4), 9HY (DV6TED4), 9HZ (DV6TED4)	66-80	1560		ALT, (-AC), ⇒ORG-NO 11073 ALT, (-AC), ORG-NO 11074⇒ ALT, (AC), ORG-NO 11074⇒ ALT, (AC), ⇒ORG-NO 11073 CA, MTR-CODE DV6TED4, DV6ATED4 CA, MTR-CODE DV6TED4, DV6ATED4	6K0780 ELAST 6K0800 6K0976 6K1090 ELAST

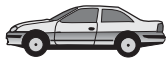
3008

2.0 HDi	06/09-		110	1997		ALT, MTR-CODE DW10CTED4	6K1240
---------	--------	--	-----	------	--	-------------------------	--------

305 II

1.3	10/82-08/86	118(XL5)	44	1290		ALT, 01/1984⇒	1A0775
-----	-------------	----------	----	------	--	---------------	--------





RO-DRIVE™



ROFAN™

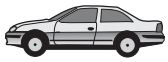
## PEUGEOT

305 II

						ALT, ⇨12/1983 FAN AC	1A0785 1A1200 3A0900
1.5	10/82-08/86	142(XR5)	54	1472		ALT FAN, WP AC	1A0785 1A1200 3A0900
	09/85-07/90	142(XR5A)	50	1472		ALT WP AC	1A0775 1A1200 3A0900
1.6	07/84-07/88	B1A(XU51C), 171(XU5S)	55-69	1580		ALT, (-PS) AC ALT, (PS), 10/1985⇨ ALT, (PS), ⇨09/1985	4K0698 4K0841 4K0954 4K0975
	02/86-12/88	BAZ(XU5CP)	54-55	1580	RR1436 RR1436K1	CA CA ALT, (-PS) AC ALT, (PS) CA CA	4K0698 4K0841 4K0954
1.9	09/84-10/87	159(XU9S)	75	1905		ALT, (-PS) AC ALT, (PS), 10/1985⇨ ALT, (PS), ⇨09/1985	4K0698 4K0841 4K0954 4K0975
	11/86-12/88	DFZ(XU9J1)	72	1905	RR1436 RR1436K1	CA CA ALT, (-PS) AC ALT, (PS) CA CA	4K0698 4K0841 4K0954
1.9 D	10/82-07/88	D9A(XUD9), 162(XUD9)	47-48	1905		VACP, CH-NO 9323991⇨ PS VACP, ⇨CH-NO 9323990 ALT, (-AC), ⇨MTR-NO 1CV17000643 ALT, (-AC), MTR-NO 1CV17000644⇨ ALT, (AC), ⇨CH-NO 9294843 ALT, (AC), CH-NO 9294844⇨	1A0550 1A0613 1A0613 4K0698 4K0715 4K0962 4K1217
					RR1004 RR1004K2	CA CA	
<b>306</b>							
1.1	05/93-05/01	HDZ(TU1M)	44	1124		ALT, (-PS), (-AC) ALT, (AC), (PS) PS, (-AC) PS, AC	1A0710 4K0855 5K0880 5K1250
					RR1012 RR1012K1 RR1076 RR1076K1	⇨MTR-NO 3762434 ⇨MTR-NO 3762434 MTR-NO 3762435⇨ MTR-NO 3762435⇨	
1.4, 1.4 SL	05/93-05/01	KFX(TU3JP), KDX(TU3MC), KFW(TU3JP)	55	1360		ALT, (-PS), (-AC) ALT, AC, PS, MTR-CODE TU3MC ALT, PS, (-AC), MTR-CODE TU3JP PS, (-AC), MTR-CODE TU3MC PS, AC, MTR-CODE TU3MC CA, MTR-NO 3666766⇨ CA, MTR-NO 3666766⇨ CA, ⇨MTR-NO 3666765 CA, ⇨MTR-NO 3666765	1A0710 4K0855 4K0855 5K0880 5K1250
1.6	04/96-10/00	NFZ(TU5JP)	65	1587		ALT	1A0710
1.6, 1.6 SR	05/93-04/02	NFZ(TU5JP), NFT	65-72	1587		ALT, (-PS), (-AC) ALT, (PS), (-AC) ALT, (-PS), (AC) PS, (-AC) AC, (-PS), 05/1997⇨ PS, (AC) CA CA	1A0710 4K0855 4K0855 5K0880 5K1219 5K1250
					RR1299 RR1299K1	CA CA	
1.8	05/97-04/99		74	1761		ALT, (-PS), (-AC) ALT, (PS), (-AC), 70 A ALT, (PS), (-AC), 90 A ALT, (-PS), (AC) ALT, (PS), (AC) CA CA	6K0698 6K1070 6K1080 6K1100 6K1660
					RR1029 RR1029K2	CA CA	
1.8 16V	03/97-05/01	LFY(XU7JP4)	81	1761		ALT ALT, AC	6K1080 6K1660
					RR1157 RR1157K1	⇨ORG-NO 8469	







RO-DRIVE™



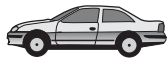
ROFAN™

**PEUGEOT**

306

1.8 D	05/93-05/01	A9A(XUD7)	43	1769	RR1157K2	ORG-NO 8470⇒ ALT, (-PS), (-AC) ALT, PS, (-AC), 07/1995⇒, ⇒09/1996 ALT, PS, (-AC), 09/1996⇒ ALT, PS, (-AC), ⇒06/1995 ALT, AC, (-PS) ALT, PS, AC, 07/1995⇒	6K0730 6K1110 6K1130 6K1145 6K1165 6K1740
					RR1004 RR1004K1		
1.8, 1.8 ST	05/93-04/02	LFZ(XU7JP)	74	1762		HYDP ALT ALT, PS, (VALEO), 70 A, 80 A ALT, PS, (MITSU), 90 A ALT, AC ALT, PS, AC	1A1025 6K0698 6K1070 6K1080 6K1100 6K1660
					RR1029 RR1029K2		
1.9 D	03/98-04/02	DHV (XUD9BSD)	55	1905	RR1004 RR1004K1		
	09/98-04/02	WJZ(DW8), WJY(DW8B)	51	1868		ALT, AC ALT, PS, ⇒ORG-NO 08374 ALT, PS, ORG-NO 08375⇒ ALT, PS, AC	6K1045 6K1390 6K1440 6K1750
					RR1140 RR1140K1		
	09/98-05/01	WJZ(DW8), WJY(DW8B)	51	1868		ALT, (-PS), (-AC) ALT, (-PS), (AC) ALT, (PS), (-AC), ⇒ORG-NO 08374 ALT, (PS), (-AC), ORG-NO 08375⇒ ALT, (PS), (AC)	6K0869 6K1045 6K1390 6K1440 6K1750
					RR1140 RR1140K1		
1.9 D, 1.9 DT	05/93-05/01	DJZ(XUD9Y)	47-66	1905		VACP ALT, (-PS), (-AC) ALT, PS, (-AC), 06/1995⇒, ⇒08/1996 ALT, PS, (-AC), 06/1995⇒, ⇒09/1996 ALT, PS, (-AC), 09/1996⇒ ALT, PS, (-AC), ⇒06/1995 ALT, AC, (-PS) ALT, PS, AC, 06/1995⇒	1A0650 6K0730 6K1100 6K1110 6K1130 6K1145 6K1165 6K1740
					RR1004 RR1004K1 RR1004K2	CA, 01/1994⇒ CA, ⇒12/1993	
1.9 D, 1.9 TD	03/97-04/02	DJY(XUD9A)	50-66	1905		ALT, (-PS), (-AC) ALT, PS, (-AC) ALT, PS, (-AC) ALT, AC, (-PS) ALT, PS, AC	6K0730 6K1130 6K1145 6K1165 6K1740
					RR1004 RR1004K1		
2.0 HDI 90	06/99-04/02	RHY(DW10TD)	66	1997		ALT, (-AC) ALT, AC CA CA, ⇒ORG-NO 08735	6K1468 6K1750
					RR1139 RR1139K1		
2.0 S16	05/93-05/01	RFT(XU10J4), FFY(XU10J4Z)	110-112	1998		ALT ALT, PS, (-AC), 70 A, 80 A ALT, PS, (-AC), 90 A ALT, AC, (-PS) ALT, PS, AC	6K0698 6K1060 6K1075 6K1100 6K1660
					RR1214		
	03/96-05/01	RFS (XU10J4RS)	120	1998		ALT ALT, AC ORG-NO 08547⇒, 04/2000⇒ ORG-NO 08547⇒, 04/2000⇒ ⇒ORG-NO 08546, ⇒03/2000 ⇒ORG-NO 08546, ⇒03/2000	6K1165 6K1610
					RR1058 RR1058K1 RR1157 RR1157K1		
2.0, 2.0 16V	03/97-04/02	RFV(XU10J4R)	97	1998		ALT ALT, AC	6K1165 6K1605
					RR1157 RR1157K1		
2.0, 2.0 ST, 2.0 XSI	03/94-04/02	RFX(XU10J2)	89	1998		ALT, PS, 01/1994⇒ ALT, AC, 01/1994⇒ ALT, 07/1996⇒ ALT, PS, (MITSUA004T02891), (MITSUA004T03491) ALT, AC ALT, PS, AC	6K1070 6K1100 6K1165 6K1453 6K1610 6K1660
					RR1029		





RO-DRIVE™









ROFAN™

## PEUGEOT

306					RR1029K2	
307						
1.4	08/00-	KFW(TU3JP)	55	1360	ALT, (-AC) ALT, AC, 90 A, ORG-NO 09888⇒, 12 /2003⇒ ALT, AC, 120 A, ORG-NO 09888⇒, 12 /2003⇒ ALT, AC, 70 A, 80 A, 90 A, ⇒ORG-NO 09887, ⇒11/2003 ALT, AC, 120 A, ⇒ORG-NO 09887, ⇒11 /2003 <b>RR1075</b> <b>RR1075K1</b> <b>RR1385</b> <b>RR1385K1</b> CA, MTR-NO 3666766⇒ CA, MTR-NO 3666766⇒ CA, ⇒MTR-NO 3666765 CA, ⇒MTR-NO 3666765	<b>6K0730</b> <b>6K1050</b> <b>6K1070</b> <b>6K1125</b> <b>6K1145</b>
1.4 16V	11/03-	KFU(ET3J4)	65	1360	ALT, (-AC) ALT, AC, 90 A, ORG-NO 09888⇒ ALT, AC, 120 A, ORG-NO 09888⇒ ALT, AC, 80 A, 90 A, ⇒ORG-NO 09887 ALT, AC, 120 A, ⇒ORG-NO 09887	<b>6K0730</b> <b>6K1050</b> <b>6K1070</b> <b>6K1125</b> <b>6K1145</b>
1.4 HDi	03/02-	8HX(DV4TD), 8HZ(DV4TD)	50	1398	ALT, (-AC) ALT, (AC) <b>RR1079</b> <b>RR1079K2</b> CA CA	<b>6K0800</b> <b>6K0976</b>
1.6 16V	03/02-	NFU(TU5JP4)	80	1587	ALT, (-AC) ALT, AC, 90 A, ORG-NO 09888⇒, 12 /2003⇒ ALT, AC, 120 A, ORG-NO 09888⇒, 12 /2003⇒ ALT, AC, 70 A, 80 A, 90 A, ⇒ORG-NO 09887, ⇒11/2003 ALT, AC, 120 A, ⇒ORG-NO 09887, ⇒11 /2003 <b>RR1077</b> <b>RR1077K1</b> <b>RR1077K3</b> CA CA, MTR-CODE TU5JP4, ⇒MTR-NO 1806404 CA, MTR-CODE TU5JP4, MTR-NO 1806405⇒	<b>6K0730</b> <b>6K1050</b> <b>6K1070</b> <b>6K1125</b> <b>6K1145</b>
1.6 HdI, 1.6 HdI 110	02/04-	9HX (DV6ATED4)	66-80	1560	ALT, (-AC), ⇒ORG-NO 11073 ALT, (-AC), ORG-NO 11074⇒ ALT, (AC), ORG-NO 11074⇒ ALT, (AC), ⇒ORG-NO 11073 <b>RR1058</b> <b>RR1058K1</b> CA CA	<b>6K0780 ELAST</b> <b>6K0800</b> <b>6K0976</b> <b>6K1090 ELAST</b>
2.0 16V	08/00-	RFN(EW10J4)	100	1997	ALT, ORG-NO 10248⇒, 12/2004⇒ ALT, PS, (-AC), ⇒ORG-NO 9219, ⇒01 /2002 ALT, PS, (-AC), ORG-NO 09220⇒, ⇒ORG-NO 10247, 02/2002⇒, ⇒11 /2004 ALT, PS, AC, ORG-NO 09220⇒, ⇒ORG-NO 10247, 02/2002⇒, ⇒11 /2004 <b>RR1126</b> <b>RR1126K1</b>	<b>6K1000</b> <b>6K1185</b> <b>6K1200</b> <b>6K1725</b>
	10/03-	RFK (EW10J4S)	130	1997	ALT, PS, (-AC) <b>RR1045</b> CA, MTR-CODE EW10J4S	<b>6K1185</b>
	03/05-	RFJ(EW10A)	103	1997	<b>RR1045</b> ALT MTR-CODE EW10A	<b>6K1000</b>
2.0 HDi 110	08/00-	RHS (DW10ATED)	79	1997	ALT, (-AC) ALT, (AC) <b>RR1139</b> MTR-CODE DW10ATED	<b>6K0875</b> <b>6K1153</b>
2.0 HDi 135	10/03-	RHR (DW10BTED4)	100	1997	<b>RR1059</b> <b>RR1059K1</b> ALT, AC	<b>6K1217</b>
2.0 HDI 90	03/02-	RHY(DW10TD)	66	1997	<b>RR1139</b> ALT, (-AC)	<b>6K0875</b> <b>6K1153</b>
2.0, 2.0 16V	03/02-	RFN(EW10J4)	100	1997	ALT, ORG-NO 10248⇒, 12/2004⇒ ALT, (-AC), ⇒ORG-NO 10247, ⇒11 /2004 ALT, AC, ⇒ORG-NO 10247, ⇒11/2004 <b>RR1126</b> <b>RR1126K1</b>	<b>6K1000</b> <b>6K1200</b> <b>6K1725</b>
308						
1.4 16V	09/07-		70	1397	ALT, 05/2008⇒	<b>6K0906</b>

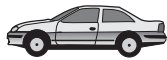


					RO-DRIVE™		ROFAN™
---	---	---	---	---	-----------	---	--------

**PEUGEOT**

<b>308</b> ↙	1.6 16V	09/07-	EP6DT	88-128	1598		ALT, (AC)	<b>6K0906</b>	
	1.6 HDi	09/07-	9HZ (DV6TED4)	66-80	1560	<b>RR1058</b> <b>RR1058K1</b>	ALT, 05/2008⇒, (-AC)	<b>6K0800</b>	
							ALT, (AC)	<b>6K0976</b>	
	2.0 HDi	09/07-	RHR (DW10BTED4)	100	1997		ALT CA CA	<b>6K1217</b>	
						<b>RR1059</b> <b>RR1059K1</b>			
<b>309 I</b>	1.1	10/85-07/89	E1	40	1118		ALT, MTR-CODE TU ALT AC, MTR-CODE TU AC, MTR-CODE TU3F	<b>1A0710</b> <b>1A0775</b> <b>4K0815</b> <b>4K0855</b>	
						<b>RR1012</b> <b>RR1012K1</b>			
	1.3	10/85-07/89	G1A	47	1294		ALT	<b>1A0775</b>	
	1.4	03/89-07/89	K1D(TU3A), KDZ(TU3M), KDY(TU3M), K2B(TU3S)	49-62	1360		<b>RR1385</b> <b>RR1385K1</b>	ALT, MTR-CODE TU	<b>1A0710</b>
								ALT AC, MTR-CODE TU AC, MTR-CODE TU3F	<b>1A0775</b> <b>4K0810</b> <b>4K0850</b>
	1.6	10/85-07/89		59	1580		<b>RR1029K2</b> <b>RR1436</b>	ALT AC ALT, PS	<b>4K0698</b> <b>4K0841</b> <b>4K0962</b>
		01/86-07/89		69	1592		<b>RR1436</b> <b>RR1436K1</b>	ALT AC ALT, PS	<b>4K0698</b> <b>4K0836</b> <b>4K0954</b>
	1.6, 1.6 KAT	10/85-12/89	B6B(XU5J), 180Z(XU5J), B1A(XU51C), B1E(XU51C), BAZ(XU5CP)	53-83	1580		<b>RR1436</b> <b>RR1436K1</b>	ALT, (-PS) AC ALT, (PS) CA CA	<b>4K0698</b> <b>4K0841</b> <b>4K0954</b>
	1.9 D	06/86-07/89	16Z(XUD9), D9A(XUD9)	47	1905		<b>RR1004</b> <b>RR1004K2</b>	VACP PS ALT, (-AC), NOT FOR COLD CLIMATE ALT, (-AC), FOR COLD CLIMATE ALT, (AC), Spain, Switzerland ALT, (AC) CA CA	<b>1A0550</b> <b>1A0613</b> <b>4K0698</b> <b>4K0715</b> <b>4K1217</b> <b>4K1230</b>
1.9, 1.9 GTI	10/85-07/89	DDZ(XU9M), DFZ(XU9J1), DKZ(XU9JAZ), D2B(XU9S), D6B(XU9JA(G-KAT))	72-94	1905		<b>RR1436</b> <b>RR1436K1</b>	ALT, (-PS) AC ALT, (PS) CA CA	<b>4K0698</b> <b>4K0841</b> <b>4K0954</b>	
<b>309 II</b>	1.1	08/90-12/93	HDZ(TU1M)	44	1124		ALT, MTR-CODE TU ALT AC, MTR-CODE TU AC, MTR-CODE TU3F	<b>1A0710</b> <b>1A0775</b> <b>4K0810</b> <b>4K0850</b>	
						<b>RR1012</b> <b>RR1012K1</b>			
	1.4	07/89-12/93	KDY(TU3M), KDZ(TU3M)	55	1361		<b>RR1299</b> <b>RR1299K1</b> <b>RR1385</b> <b>RR1385K1</b>	ALT, MTR-CODE TU ALT AC, MTR-CODE TU AC, MTR-CODE TU3F CA, MTR-NO 50355043⇒ CA, MTR-NO 50355043⇒ CA, ⇒MTR-NO 50355042 CA, ⇒MTR-NO 50355042	<b>1A0710</b> <b>1A0775</b> <b>4K0810</b> <b>4K0855</b>
		07/90-12/93	K1D(TU3A)	49	1361		<b>RR1385</b> <b>RR1385K1</b>	ALT AC CA CA	<b>1A0710</b> <b>4K0810</b>
	1.6	07/89-12/93	B2A(XU52C/K), BDZ(XU5M), BDY(XU5M2Z), BDY(XU5M3Z)	65-69	1580		<b>RR1029</b> <b>RR1029K2</b> <b>RR1436</b> <b>RR1436K1</b>	ALT, (-PS) AC ALT, (PS) CA, 01/1992⇒ CA, 02/1992⇒ CA, ⇒01/1992 CA, ⇒01/1992	<b>4K0698</b> <b>4K0841</b> <b>4K0954</b>
1.8 Diesel	07/89-12/93	161A(XUD7)	44	1769			VACP	<b>1A0550</b>	





RO-DRIVE™



ROFAN™

## PEUGEOT

309 II

						PS ALT, (-AC), NOT FOR COLD CLIMATE ALT, (-AC), FOR COLD CLIMATE ALT, (AC), Switzerland ALT, (AC)	1A0613 4K0698 4K0715 4K1217 4K1230
					<b>RR1004</b> <b>RR1004K2</b>	CA CA	
1.9 Diesel	07/89-12/93	D9A(XUD9), DJZ(XUD9Y), 162(XUD9)	47	1905		VACP PS ALT, (-AC), NOT FOR COLD CLIMATE ALT, (-AC), FOR COLD CLIMATE ALT, (AC), Spain, Switzerland ALT, (AC)	1A0550 1A0613 4K0698 4K0715 4K1217 4K1230
					<b>RR1004</b> <b>RR1004K2</b>	CA CA	
1.9 GTI 16V	10/90-12/93	DFW(XU9J4Z)	108	1905		ALT ALT, AC	5K0725 5K1270
	08/89-07/90	D6C(XU9J4)	116	1905		PS ALT ALT, AC	1A0550 5K0725 5K1270
1.9, 1.9 GTI	08/89-12/93	DFZ(XU9J1), DDZ(XU9M), DKZ(XU9JAZ)	72-88	1905		ALT, (-PS) AC ALT, (PS) CA, 01/1992⇒ CA, 02/1992⇒ CA, ⇒01/1992 CA, ⇒01/1992	4K0698 4K0841 4K0954
					<b>RR1029</b> <b>RR1029K2</b> <b>RR1436</b> <b>RR1436K1</b>		
<b>4007 (GP_)</b> 2.2 HDi	02/07-		115	2179		ALT	6K1743
<b>405 I</b>							
1.6	01/87-12/92	B1E(XU51C), BDY(XU5M2Z), BDZ(XU5M), B2A(XU52C/K)	53-66	1580		ALT, (-PS) AC ALT, (PS) CA, 01/1992⇒ CA, 02/1992⇒ CA, ⇒01/1992 CA, ⇒01/1992	4K0698 4K0841 4K0954
	10/88-08/92		69	1580		ALT AC ALT, PS ALT ALT, PS ALT, PS 01/1992⇒ 02/1992⇒ ⇒01/1992 ⇒01/1992	4K0698 4K0841 4K0954 6K0698 6K1060 6K1080
					<b>RR1029</b> <b>RR1029K2</b> <b>RR1436</b> <b>RR1436K1</b>		
1.8 TD	03/88-12/92	A8A(XUD7TE), AJZ (XUD7TEY)	66	1769		VACP, OE-NO 456912 VACP, OE-NO 400922 PS ALT, (MANL), OE-NO 5750.55 ALT, (AUTOM), OE-NO 5750.D2 ALT, AC, (MANL) ALT, AC, (AUTOM)	1A0550 1A0650 1A0650 5K0698 5K0715 5K0970 5K1230
					<b>RR1004</b> <b>RR1004K2</b>		
1.9	10/88-08/92	DDZ(XU9M)	80	1905		ALT, (-PS) AC ALT, (PS) CA, 01/1992⇒ CA, 02/1992⇒ CA, ⇒01/1992 CA, ⇒01/1992	4K0698 4K0841 4K0954
	07/87-12/93		93	1905		ALT ALT, AC ALT, PS 01/1992⇒ ⇒01/1992	4K0698 4K0841 4K0954
					<b>RR1029</b> <b>RR1029K2</b> <b>RR1436</b>		
1.9 D	03/88-12/92	DJY(XUD9A), D9B(XUD9A)	51	1905		VACP, OE-NO 456912 VACP, OE-NO 400922 PS ALT, (MANL), OE-NO 5750.55 ALT, (AUTOM), OE-NO 5750.D2 ALT, AC, (MANL) ALT, AC, (AUTOM)	1A0550 1A0650 1A0650 4K0698 5K0715 5K0970 5K1230
					<b>RR1004</b> <b>RR1004K2</b>		





RO-DRIVE™

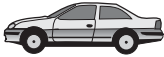







ROFAN™

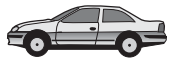
## PEUGEOT

405 I							
1.9 D, 1.9 Diesel	07/88-09/92	DJZ(XUD9Y)	47	1905		VACP, OE-NO 456912 VACP, OE-NO 400922 PS ALT, (MANL) ALT, (MANL) ALT, (AUTOM) ALT, AC, (MANL) ALT, AC, (AUTOM)	1A0550 1A0650 1A0650 4K0698 4K0715 5K0715 5K0970 5K1230
					<b>RR1004</b> <b>RR1004K2</b>		
1.9 Sport MI-16, 1.9 Sport MI-16, 1.6 Sport MI-16 4x4	04/88-12/92	DFW(XU9J4Z), D6C(XU9J4)	108-116	1905		PS ALT, (-AC) ALT, AC, MTR-CODE XU9J4, ⇒MTR-NO 8077225, OE-NO 5750.75 ALT, AC, MTR-CODE XU9J4, MTR-NO 8077226⇒, OE-NO 5750.84	1A0550 5K0725 5K1010 5K1270
405 II							
1.4	08/92-10/95	KDX(TU3MC)	55	1361		ALT CA CA	1A0710
					<b>RR1299</b> <b>RR1299K1</b>		
1.6	08/92-10/96	BDY(XU5M2Z), BFZ(XU5JP), BDY(XU5M3Z), BDZ(XU5M)	65	1580		ALT, (-PS), (-AC), MTR-CODE XU5M_ AC, MTR-CODE XU5M_ ALT, PS, MTR-CODE XU5M_ ALT, (-PS), (-AC), MTR-CODE XU5JP ALT, PS, (-AC), MTR-CODE XU5JP, 70 A ALT, PS, (-AC), MTR-CODE XU5JP, 80 A, 90 A ALT, AC, (-PS), MTR-CODE XU5JP ALT, PS, AC, MTR-CODE XU5JP	4K0698 4K0841 4K0954 6K0698 6K1070 6K1080 6K1095 6K1660
					<b>RR1029</b> <b>RR1029K2</b>		
1.8	08/92-10/95	LFZ(XU7JP)	74	1762		ALT, (-PS), (-AC), MTR-CODE XU7JP ALT, PS, (-AC), MTR-CODE XU7JP, (VALEO), 70 A, 80 A ALT, PS, (-AC), MTR-CODE XU7JP, (MITSU), 90 A ALT, AC, (-PS), MTR-CODE XU7JP ALT, PS, AC, MTR-CODE XU7JP	6K0698 6K1070 6K1080 6K1095 6K1660
					<b>RR1029</b> <b>RR1029K2</b>		
1.9 D	06/94-10/96	DJY(XUD9A)	50	1905		VACP, (PS), (AC) VACP ALT ALT, PS, ⇒CH-NO 70980931 ALT, PS, CH-NO 708980932⇒ ALT, AC, (-PS)	1A0550 1A0650 6K0730 6K1130 6K1145 6K1165
					<b>RR1004</b> <b>RR1004K1</b>		
1.9 D, 1.9 TD	08/92-10/96	DJZ(XUD9Y), DHY(XUD9TE)	47-66	1905		VACP, (PS), (AC) VACP ALT ALT, PS, ⇒CH-NO 70980931 ALT, PS, CH-NO 708980932⇒ ALT, AC, (-PS)	1A0550 1A0650 6K0730 6K1130 6K1145 6K1165
					<b>RR1004</b> <b>RR1004K1</b> <b>RR1004K2</b>	02/1994⇒ ⇒01/1994	
2.0	08/92-10/95	RFX(XU10J2)	89	1998		ALT, (-PS), (-AC) ALT, PS, (-AC), (VALEO), 70 A, 80 A ALT, PS, (-AC), (MITSU), 90 A ALT, AC, (-PS) ALT, PS, AC	6K0698 6K1070 6K1080 6K1095 6K1660
					<b>RR1029</b> <b>RR1029K1</b> <b>RR1029K2</b>	⇒06/1993 07/1993⇒	
	06/94-10/95	RFT (XU10J4),RFY (XU10J4Z), RGZ (XU10J4TE/Z)	110	1998		ALT, (-PS), (-AC) ALT, PS, (-AC), (VALEO), 70 A, 80 A ALT, PS, (-AC), (MITSU), 90 A ALT, AC, (-PS) ALT, PS, AC	6K0698 6K1070 6K1080 6K1095 6K1660
					<b>RR1214</b>		
406							
1.6	11/95-05/04	BFZ(XU5JP)	65	1580		ALT, (BOSCH), (VALEO) ALT, (MITSU) ALT, AC	6K1070 6K1080 6K1660
					<b>RR1029</b> <b>RR1029K2</b>		



					RO-DRIVE™		ROFAN™
<b>PEUGEOT</b>							
406 ↙	1.8	05/97-10/04	LFX(XU7JB)	66	1761	RR1029 RR1029K2	ALT, (VALEO) ALT, (MITSU) ALT, AC 6K1070 6K1080 6K1660
	1.8 16V	11/95-10/00	LFY(XU7JP4)	81	1761	RR1157 RR1157K1 RR1157K2	ALT ALT, AC ⇨ORG-NO 8469 ORG-NO 8470⇨ 6K1080 6K1660
		10/00-10/04	6FZ(EW7J4)	85	1749	RR1126 RR1126K1	ALT, PS, (-AC) ALT, PS, AC 6K1200 6K1725
	1.9 D	10/96-10/04	DHW (XUD9SD)	55	1905	RR1004 RR1004K1	VACP ALT ALT, AC 1A0650 6K1110 6K1733
		10/96-05/04	DHW (XUD9SD)	55	1905	RR1004 RR1004K1	VACP ALT ALT, AC 1A0650 6K1110 6K1725
	1.9 TD	10/96-10/04	DHX(XUD9TE)	66-68	1905	RR1004 RR1004K1	VACP ALT ALT, AC 1A0650 6K1110 6K1740
	2.0 16V	11/95-10/04	RFV(XU10J4R)	97	1998	RR1157 RR1157K1	ALT, (-AC) ALT, AC 6K1165 6K1605
		01/99-12/04	RFR (DEW10J4), RFN(EW10J4)	99-100	1997	RR1126 RR1126K1	ALT, PS, (-AC) ALT, PS, AC 6K1200 6K1725
		01/99-05/04	RFN(EW10J4), RFR (DEW10J4)	99-100	1997	RR1126 RR1126K1	ALT, PS, AC 6K1725
	2.0 16V HPI	05/01-10/04	RLZ(EW10D)	103	1997	RR1139 RR1139K1	ALT, PS, (-AC) ALT, PS, AC 6K1200 6K1725
	2.0 HDi 110	02/99-10/04	RHZ (DW10ATED), RHS (DW10ATED)	79-80	1997	RR1139 RR1139K1 RR1139K1	ALT, PS, (-AC) ALT, PS, AC, (SANDEN) ALT, PS, AC, (DELPHI) CA CA, MTR-CODE RHS CA, MTR-CODE RHY, RHZ, ⇨ORG-NO 08735 6K1468 6K1740 6K1750
	2.0 HDI 90	02/99-10/04	RHY(DW10TD)	66	1997	RR1139 RR1139K1	ALT, PS, (-AC) ALT, PS, AC, (SANDEN) ALT, PS, AC, (DELPHI) CA CA, ⇨ORG-NO 08735 6K1468 6K1740 6K1750
	2.0 Turbo	04/96-10/04	RGX (XU10J2TE)	108	1998	RR1029 RR1029K2	ALT, (-AC) ALT, AC 6K1165 6K1605
	2.1 TD 12V	10/96-10/04	P8C (XUD11BTE)	80	2088	RR1282 RR1282K1	ALT, PS, (-AC) ALT, PS, AC, (SANDEN) ALT, PS, AC, (HARRISON) 6K1110 6K1740 6K1750
	2.2	03/02-12/04	3FZ(EW12J4)	116	2230	RR1126 RR1126K1	ALT, PS, (-AC) ALT, PS, AC 6K1200 6K1725
	2.2 HDI	03/00-12/04	4HX (DW12TED4 /FAP)	98	2179	RR1099 RR1099K1	ALT, PS, AC, (SANDEN) ALT, PS, AC, (DELPHI) ⇨ORG-NO 10010 6K1740 6K1750
	3.0 24V, 3.0 V6 24V	10/96-12/04	XFZ(ES9J4)	140	2946	RR1451	ALT, PS, AC, MTR-CODE ES9J4S ALT, PS, AC, MTR-CODE ES9J4 CA 6K1590 6K1605
	3.0 V6	03/00-10/04	XFZ(ES9J4S)	152	2946	RR1451	ALT, PS, (-AC), MTR-CODE ES9J4 ALT, PS, AC, MTR-CODE ES9J4S ALT, PS, AC, MTR-CODE ES9J4 6K1468 6K1590 6K1605





RO-DRIVE™



ROFAN™

### PEUGEOT

407

1.6 HDi 110	05/04-	9HY (DV6TED4)	80	1560	<b>RR1058</b> <b>RR1058K1</b>	CA, MTR-CODE DV6TED4 CA	
1.8	05/04-	6FZ(EW7J4)	85	1749	<b>RR1126</b> <b>RR1126K1</b>	CA CA	
1.8 16V	09/05-	6FY(EW7A)	92	1749	<b>RR1045</b>	ALT CA, MTR-CODE EW7A	<b>6K1000</b>
2.0	05/04-	RFN(EW10J4)	100	1997	<b>RR1126</b> <b>RR1126K1</b>	CA CA	
2.0 16V	09/05-	RFJ(EW10A)	103	1997	<b>RR1045</b>	ALT MTR-CODE EW10A	<b>6K1000</b>
2.0 HDi, 2.0 HDi 135	05/04-	RHR (DW10BTED4)	100	1997	<b>RR1059</b> <b>RR1059K1</b>	ALT, AC CA, WP CA, WP	<b>6K1217</b>
2.2	05/04-	3FZ(EW12J4)	116	2230	<b>RR1126</b> <b>RR1126K1</b>	CA CA	
2.2 16V	09/05-	3FY(EW12J4)	120	2230	<b>RR1126</b> <b>RR1126K1</b>	ALT CA CA	<b>6K1000</b>
2.7 HDi	10/05-	UHZ(DT17)	150	2720		ALT	<b>6K1885</b>
3.0, 3.0 V6	05/04-	XFV(ES9A)	155	2946	<b>RR1451</b>	ALT, AC MTR-CODE ES9A	<b>6K1590</b>

504

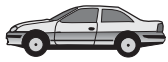
1.8	04/71-07/86	XM7	54	1796		FAN, 05/1973⇨, ⇨06/1983, CH-NO 1637019⇨ ALT, ⇨06/1983	<b>1A0875</b> <b>1A1175</b>
1.9 D	03/73-07/86	XD4x88	40	1948		VACP, ⇨09/1979 ALT, (LH), ⇨09/1979 ALT, ⇨09/1979 FAN, ⇨09/1979	<b>1A0650</b> <b>1A0725</b> <b>1A0750</b> <b>1A1150</b>
2.0	03/71-06/86	106(XN1)	71	1971		PS ALT	<b>1A0800</b> <b>1A1175</b>
	04/71-07/86	XN1	68	1971		FAN, 05/1973⇨, ⇨06/1983, CH-NO 1637019⇨ ALT, ⇨06/1983	<b>1A0875</b> <b>1A1175</b>
2.1 D	02/71-07/86	XD4x90	48	2112		VACP, ⇨09/1981 ALT, (LH), ⇨09/1981 ALT, ⇨09/1981 FAN, ⇨09/1981	<b>1A0650</b> <b>1A0725</b> <b>1A0750</b> <b>1A1150</b>
2.3 D	07/75-07/86	134(XD2)	51	2304		VACP, 08/1976⇨, ⇨06/1983 ALT, (LH), 08/1976⇨, ⇨06/1983 ALT, 08/1976⇨, ⇨06/1983 FAN, 08/1976⇨, ⇨06/1983	<b>1A0650</b> <b>1A0725</b> <b>1A0750</b> <b>1A1150</b>

505

1.8	09/85-10/86	105C(XM7A)	62	1796		ALT, 10/1985⇨	<b>1A1175</b>
2.0	09/85-09/91	106E(XN1A)	72	1971		PS ALT	<b>1A0800</b> <b>1A1175</b>
					<b>RR1001</b>		
	04/82-11/87		60	1971		PS ALT	<b>1A0813</b> <b>1A1175</b>
2.0 TI,STI	08/79-10/86	829(ZEJ)	81	1995		PS PS ALT	<b>1A0775</b> <b>1A0813</b> <b>1A1000</b>
					<b>RR1001</b> <b>RR1296</b>	⇨MTR-NO 53472 MTR-NO 53473⇨	
2.2 GTI	08/83-12/93		96	2165		PS ALT	<b>1A0785</b> <b>1A1000</b>
					<b>RR1295</b> <b>RR1295K1</b>	MTR-NO 32028,30139⇨	
2.2 Turbo Injection	03/84-10/88	176B(N9TE)	114	2155		PS ALT, (ABS) ALT	<b>1A0850</b> <b>1A0925</b> <b>1A0940</b>
	01/86-12/87	176X(N9TE)	110	2155		PS ALT, (PS) ALT AC	<b>1A0865</b> <b>1A0925</b> <b>1A0930</b> <b>3A0775</b>
2.2, 2.2 GTI	08/83-12/93	851B(ZDJL), 851X(ZDJL)	84-90	2165		PS PS ALT	<b>1A0775</b> <b>1A0813</b> <b>1A1000</b>
					<b>RR1295</b> <b>RR1295K1</b> <b>RR1341</b>	MTR-NO 32028⇨ MTR-NO 32028,30139⇨ ⇨MTR-NO 32027	
2.3 Turbo Diesel	09/80-06/86	147(XD2S)	59	2304		VACP, 05/1984⇨ VACP, ⇨05/1984 ALT, (BOSCH) ALT PS FAN	<b>1A0613</b> <b>1A0650</b> <b>1A0735</b> <b>1A0750</b> <b>1A1050</b> <b>1A1125</b>







RO-DRIVE™



ROFAN™

## PEUGEOT

505

2.5 Diesel	06/81-12/93	155(XD3)	51-55	2498	AC VACP, 05/1984⇒ VACP, ⇒05/1984 ALT, (LH) ALT, (BOSCH) ALT, (RH) PS FAN, (PS), (AC) FAN AC	3A1000 1A0600 1A0666 1A0725 1A0875 1A0875 1A1050 1A1125 1A1140 3A1000
2.5 Turbo Diesel	10/83-12/93	152A(XD3T)	66	2498	VACP, 05/1984⇒ VACP, ⇒05/1984 ALT, (BOSCH) ALT PS FAN AC	1A0613 1A0650 1A0735 1A0750 1A1050 1A1125 3A1000
	10/86-12/93	152B(XD3TE)	77	2498	VACP ALT, (BOSCH) ALT PS FAN AC VACP, CH-NO 1965001⇒ ALT PS WP AC	1A0613 1A0735 1A0750 1A1025 1A1125 3A1000 1A0613 1A0750 1A1025 1A1125 3A1000
	10/83-12/90		70	2498	VACP ALT PS AC	1A0650 1A0750 1A1050 3A1000
2.8 GTI V6	06/86-12/93	154X(ZN3J)	105	2849	PS ALT AC	1A0900 1A1050 3A1375

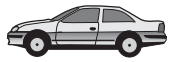
604

2.5 TD	08/83-12/86	152A(XD3T)	66	2498	VACP, ⇒05/1984 ALT, ⇒06/1986 ALT, ⇒06/1986 PS, ⇒06/1986 WP, ⇒06/1986 AC, ⇒06/1986	1A0650 1A0740 1A0750 1A1050 1A1125 3A1000
2.8 GTI	09/83-07/87	154A(ZMJK)	110	2849	PS ALT AC, (PEUGEOT) AC, (SANKIO)	1A0913 1A1100 2X3A1350 3A1375

605

2.0	06/89-09/99	RFZ(XU10J2Z)	79-89	1998	PS, ⇒06/1995 ALT, (-AC), 60 A, ⇒06/1996 ALT, (-AC), 80 A, 90 A, ⇒06/1995 ALT, AC, 60 A, ⇒06/1995 ALT, AC, 80 A, 90 A, ⇒06/1995 ALT, PS, (-AC), 07/1995⇒ ALT, PS, AC, 07/1995⇒	1A1000 5K0690 5K0710 5K1125 5K1140 6K1165 6K1605
		R5A(XU102C)	84	1998	PS ALT, (AC) ALT AC	1A1000 5K0698 5K0710 5K1125
2.0 16V	07/94-09/99	RFV(XU10J4R)	97	1998	RR1029 RR1029K1 RR1029K2 ⇒06/1993 07/1993⇒ PS ALT, PS, ⇒06/1995 ALT, PS, (-AC), 07/1995⇒ ALT, PS, AC, 07/1995⇒ ALT, PS, AC, ⇒06/1995	6K1080 6K1165 6K1605 6K1660
2.0 Turbo	07/91-09/99	RGY (XU10J2TE), RGX (XU10J2TE)	104-108	1998	RR1157 RR1157K1 PS ALT, (-AC), ⇒06/1995 ALT, AC, ⇒06/1995 ALT, PS, (-AC), 07/1995⇒ ALT, PS, AC, 07/1995⇒	4K1028 5K0710 5K1155 6K1165 6K1605
2.1 D	06/89-07/95	P9A(XUD11A)	60	2138	RR1029 RR1029K2 PS, ⇒06/1995 ALT, ⇒06/1995 AC, ⇒06/1995	4K1028 5K0775 5K1200





RO-DRIVE™



ROFAN™

## PEUGEOT

605

						ALT, PS, (-AC), 07/1995⇒ ALT, PS, AC, 07/1995⇒	6K1100 6K1725
					<b>RR1282</b> <b>RR1282K1</b>		
2.1 TD 12V, 2.1 Turbo Diesel	06/89-09/99	P8C (XUD11BTE), PHZ (XUD11ATE)	80	2088		ALT, PS, ⇒06/1995, (-AC) ALT, (-AC), ⇒06/1995 ALT, (-PS), (AC), ⇒06/1995 ALT, PS, (-AC), 07/1995⇒ ALT, (-AC), 07/1995⇒ ALT, (-PS), (AC), 07/1995⇒	4K1028 5K0775 5K1200 6K1100 6K1110 6K1725
					<b>RR1282</b> <b>RR1282K1</b>		
2.5 Turbo Diesel	07/94-09/99	THY(DK5ATE)	95	2446		WP, 06/1996⇒ WP, ⇒05/1996 ALT, PS, (-AC), OE-NO 5750M0, OE-NO 4007E7 ALT, PS, AC	3K0945 4K0945 6K1200 6K1863
					<b>RR1038</b> <b>RR1038K1</b>		
3.0 SV 24	08/89-09/99	UKZ(ZPJ4/Z)	147	2963		WP, AC	5K1450

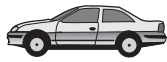
607

2.0	02/00-	RFN(EW10J4)	100	1997		ALT, PS, AC	6K1725
					<b>RR1126</b> <b>RR1126K1</b>		
2.0 HDI	05/00-	RHZ (DW10ATED)	80	1997		ALT, ⇒07/2004 ALT, 08/2004⇒ CA, MTR-CODE DW10ATED	6K1740 6K1743
					<b>RR1139</b>		
	09/05-	RHR (DW10BTED4)	100	1997		ALT, AC CA CA	6K1217
					<b>RR1059</b> <b>RR1059K1</b>		
2.0 HDi	03/01-07/04	RHS (DW10ATED)	79	1997		ALT CA	6K1740
					<b>RR1139</b>		
2.2 16V	02/00-	3FZ(EW12J4)	116-120	2230			
					<b>RR1126</b> <b>RR1126K1</b>		
2.2 HDI	02/00-	4HX (DW12TED4 /FAP)	98	2179		ALT, (AUTOM), ⇒11/2004 ALT, (AUTOM), 12/2004⇒ CA CA, ⇒ORG-NO 10010	6K1740 6K1743
					<b>RR1099</b> <b>RR1099K1</b>		
2.7 HDi 24V	12/04-	DT17TED4	150	2721		ALT	6K1885
3.0 V6 24V	02/00-	XFZ(ES9J4S)	152	2946		ALT, AC	6K1590
					<b>RR1451</b>		

806

1.8	07/95-08/02	LFW(XU7JP)	73	1761		ALT, 70 A, 80 A ALT, 90 A ALT, AC	6K1070 6K1080 6K1660
					<b>RR1029</b> <b>RR1029K2</b>		
1.9 TD	07/95-08/02	DHX(XUD9TE)	66-68	1905		VACP ALT ALT, AC	1A0650 6K1100 6K1725
					<b>RR1004</b> <b>RR1004K1</b>		
2.0 16V	05/98-09/00	RFV(XU10J4R)	97	1998		ALT, PS, (-AC), ⇒04/2000 ALT, PS, (-AC), 05/2000⇒ ALT, PS, AC, ⇒04/2000	6K1165 6K1190 6K1605
					<b>RR1157</b> <b>RR1157K1</b>		
	09/00-08/02	RFN(EW10J4)	100	1997		ALT, PS, (-AC)	6K1185
					<b>RR1126</b> <b>RR1126K1</b>		
2.0 HDI	08/99-08/02	RHZ (DW10ATED)	80	1997		ALT, PS, (-AC) ALT, PS, AC, (SANDEN) ALT, PS, AC, (DELPHI) CA, MTR-CODE DW10ATED4 CA, MTR-CODE DW10ATED4 CA, MTR-CODE DW10ATED CA, MTR-CODE DW10ATED, ⇒ORG-NO 08560	6K1468 6K1740 6K1750
					<b>RR1079</b> <b>RR1079K1</b> <b>RR1139</b> <b>RR1139K1</b>		
2.0 HDI 16V	08/99-08/02	RHW (DW10ATED4)	80	1997		ALT, PS, (-AC) ALT, PS, AC, (SANDEN) ALT, PS, AC, (DELPHI) MTR-CODE DW10ATED4 MTR-CODE DW10ATED4	6K1468 6K1740 6K1750
					<b>RR1079</b> <b>RR1079K1</b>		
2.0, 2.0 Turbo	06/94-08/02	RFU(XU10J2), RGX (XU10J2TE)	89-108	1998		HYDP ALT ALT ALT, AC	1A1025 6K1070 6K1080 6K1660
					<b>RR1029</b>		





RO-DRIVE™



ROFAN™

## PEUGEOT

806

2.1 td 12V	06/96-08/99	P8C (XUD11BTE)	80	2088	RR1029K2	ALT ALT, AC	6K1100 6K1725
					RR1282 RR1282K1		

807

2.0	06/02-	RFN(EW10J4)	100	1997	RR1126 RR1126K1	ALT, PS, (-AC)	6K1185
2.0 HDi	06/02-	RHT (DW10ATED4), RHW (DW10ATED4), RHK (DW10UTED4), RHM (DW10ATED4)	79	1997	RR1079 RR1079K1	ALT, PS, AC	6K1740
2.0 HDI	06/06-	RHR (DW10BTED4)	100	1997	RR1059 RR1059K1	ALT CA CA	6K1740
2.2	06/02-	3FZ(EW12J4)	116	2230	RR1126 RR1126K1	ALT, PS	6K1185
2.2 HDi	06/02-	4HX (DW12TED4 /FAP)	94	2179	RR1099 RR1099K1	ALT, PS, AC ⇒03/2004, ⇒ORG-NO 10010	6K1740
3.0 V6	06/02-	AFX(ES9J4S)	150	2946	RR1451	ALT, AC	6K1590

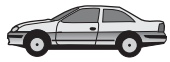
BIPPER

1.4	02/08-		54	1360	RR1075 RR1075K1	ALT, (-AC) CA CA	6K1225
1.4 HDi	02/08-		50	1398	RR1079 RR1079K2	ALT, (-AC) CA CA	6K1360

BOXER

1.9 D	03/94-04/02	D8C(XUD9AU)	51	1905	RR1004 RR1004K1	PS, ⇒12/1996 PS, 01/1997⇒ ALT ALT, AC	1A0710 4K0755 6K0730 6K1153
	07/99-04/02	DJY(XUD9A)	50	1905	RR1004 RR1004K1	PS ALT ALT, AC	4K0755 6K0730 6K1153
1.9 TD	07/99-04/02	XUD9TE	66	1905	RR1004 RR1004K1	PS ALT, (-AC) ALT, (AC), 80 A ALT, (AC), 120 A	4K0755 6K0730 6K1145 6K1153
	07/96-04/02	D8C (XUD9UTF)	68	1905	RR1004 RR1004K1	PS, ⇒12/1996 PS, 12/1996⇒ ALT, (-AC) ALT, (AC), 80 A ALT, (AC), 120 A CA CA	1A0715 4K0755 6K0730 6K1145 6K1153
	12/98-04/02	DHY(XUD9TE)	66	1905	RR1004 RR1004K1	VACP PS ALT ALT, AC	1A0650 4K0755 6K0730 6K1153
1.9 TD, 1.9 TD 4x4	03/94-04/02	D8C (XUD9UTF)	68	1905	RR1004 RR1004K1	VACP PS, ⇒12/1996 PS, 12/1996⇒ ALT ALT, AC	1A0650 1A0710 4K0755 6K0730 6K1153
2.0	04/02-	RFL(XU10J2U)	81	1998	RR1213	PS ALT, (-AC) ALT, AC	4K0755 6K0698 6K1100
2.0 HDi	04/02-	RHV	62	1997		PS	4K0755





RO-DRIVE™



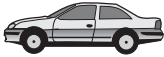





ROFAN™

## PEUGEOT

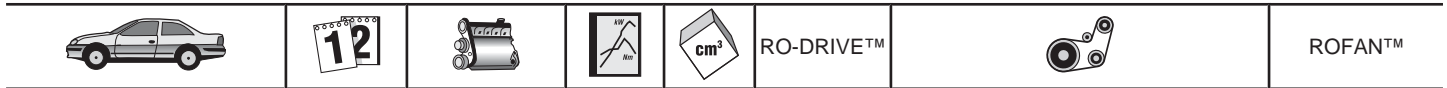
BOXER

		(DW10UTD)				ALT, (-AC), 06/2004⇨ ALT, AC ALT, PS, (-AC), ⇨05/2004 CA CA	6K0875 6K1185 6K1468
2.0 HDI	08/01-04/02		62	1997	RR1139 RR1139K1	PS ALT, AC ALT, PS, (-AC), ⇨05/2004 CA CA	4K0755 6K1185 6K1468
2.0 i, 2.0 i 4x4	03/94-04/02	RFW(XU10J2)	80	1998		PS, ⇨12/1996 PS, 01/1997⇨ ALT ALT, AC	1A0710 4K0755 6K0698 6K1095
2.2 HDi	04/02-	4HY (DW12UTED)	74	2179		PS ALT, (-AC), 06/2004⇨ ALT, AC ALT, PS, (-AC), ⇨05/2004	4K0755 6K0875 6K1185 6K1468
2.2 HDi 100	04/06-		74-88	2198		PS, (AC) ALT, PS, (-AC), 2 BELTS ALT, (AC)	4K0922T1 6K0873T1 6K1670
2.5 D, 2.5 TD	03/94-04/02	T8A(DJ5T), T9A(DJ5)	63-76	2446		WP, ⇨05/1996 ALT, (-PS) AC ALT, PS	4K0866 6K0800 6K0915 6K1015
	07/94-04/02	T8A(DJ5T), T9A(DJ5)	76	2446	RR1038 RR1038K1	WP, 06/1996⇨ WP, ⇨05/1996 ALT, (-PS) AC ALT, PS	3K0945 4K0945 6K0800 6K0915 6K1015
2.5 TDI, 2.5 TDI4x4	01/97-04/02	THX(DJ5TED)	79	2446		WP ALT, (-PS) AC ALT, PS	3K0945 6K0800 6K0915 6K1015
2.8 DTiC	10/97-09/00	8140.43	90	2798	RR1102 RR1102K1	AC ALT, ⇨MTR-NO 2976897 ALT, MTR-NO 2976898⇨ CA CA	5K1100 6K0915 6K0948
2.8 HDi 4x4	04/02-	8140.43S	94	2798	RR1452 RR1452K1	AC ALT, WP	5K1100 6K0948
2.8 TD	12/01-03/05	8140.43	90	2798	RR1102 RR1102K1	AC ALT, (MANL) ALT, (AUTOM) CA CA	5K1100 6K0948 6K0995
3.0 HDi 160	04/06-		116	2999		ALT	6K1165
<b>EXPERT</b>							
1.6	02/96-	222A2 (1580SPI)	58	1581	RR1386 RR1386K1	PS AC ALT, (-AC) ALT, (AC) CA CA	1A0675 4K0900 6K0894 6K0923
1.6 HDi 90	01/07-		66	1560	RR1058 RR1058K1	ALT, (-AC) CA CA	6K1352
1.8	10/96-09/00		74	1761		ALT, (-AC), 70 A ALT, (-AC), 90 A ALT, (AC) CA CA	6K1070 6K1080 6K1660
1.9 D 70	12/98-	WJZ(DW8), WJY(DW8B)	51	1868	RR1029 RR1029K2	ALT, (-PS), (-AC) ALT, AC, (-PS) ALT, PS, (-AC), ⇨10/1999 ALT, PS, (-AC), 11/1999⇨ ALT, PS, AC, 11/2002⇨ ALT, PS, AC, ⇨10/2002	6K0858 6K1045 6K1390 6K1440 6K1680 6K1750
1.9 D, 1.9 TD	02/96-	D9B(XUD9AU),	51-68	1905		VACP	1A0650



					RO-DRIVE™		ROFAN™
<b>PEUGEOT</b>							
<b>EXPERT</b>							
		DHX(XUD9TE)				ALT ALT, PS, (-AC) ALT, AC, (-PS) ALT, PS, AC	6K0730 6K1110 6K1165 6K1740
					<b>RR1004</b> <b>RR1004K1</b>		
2.0	07/00-	RFN(EW10J4)	100	1997		ALT, PS, (-AC) CA, 11/2006⇒ CA, ⇒10/2006 CA, ⇒10/2006	6K1185
					<b>RR1045</b> <b>RR1126</b> <b>RR1126K1</b>		
2.0 16V	01/07-	RFH(EW10A), RFJ(EW10A)	103	1997		ALT CA	6K1000
					<b>RR1045</b>		
2.0 HDI	07/00-	RHZ (DW10ATED)	80	1997		ALT, (-AC) ALT, AC, (SANDEN) ALT, AC, (DELPHI) MTR-CODE DW10ATED4, 11/2003⇒, ⇒04/2004 CA, MTR-CODE DW10ATED4, ⇒ORG-NO 10010 MTR-CODE DW10ATED MTR-CODE DW10ATED, ⇒ORG-NO 08560	6K1468 6K1740 6K1750
					<b>RR1079</b> <b>RR1079K1</b> <b>RR1139</b> <b>RR1139K1</b>		
		RHX (DW10BTED)	69	1997		ALT, (-AC) ALT, AC, (SANDEN) ALT, AC, (DELPHI) MTR-CODE DW10BTED MTR-CODE DW10BTED, ORG-NO 09868⇒	6K1468 6K1740 6K1750
					<b>RR1139</b> <b>RR1139K1</b>		
		RHW (DW10ATED4)	80	1997		ALT, PS, (-AC) ALT, PS, AC CA, MTR-CODE DW10ATED4, 11 /2003⇒, ⇒04/2004 CA, MTR-CODE DW10ATED4, ⇒ORG-NO 10010	6K1468 6K1740
					<b>RR1079</b> <b>RR1079K1</b>		
2.0 HDi 120	01/07-	RHK (DW10UTED4)	88	1997		ALT, AC CA CA	6K1217
					<b>RR1059</b> <b>RR1059K1</b>		
2.0 HDi 140	01/07-	RHR (DW10BTED4)	100	1997		ALT, AC CA CA	6K1217
					<b>RR1059</b> <b>RR1059K1</b>		
<b>J5</b>							
1.8	01/83-11/88	169B(XM7T)	51	1796		VACP PS WP ALT	1A0613 1A0788 1A0888 1A0925
					<b>RR1327</b> <b>RR1327K1</b> <b>RR1354</b> <b>RR1354K1</b>		
1.9 D	10/90-	D9B(XUD9A)	51	1905		VACP VACP	1A0610 1A0650
					<b>RR1004</b> <b>RR1004K1</b> <b>RR1004K2</b>	02/1994⇒ ⇒02/1994	
2.0	09/81-	170(XN1T), 170B(XN1T), 170D (XN1TACP)	55-62	1971		PS WP ALT	1A0775 1A0875 1A0925
	10/90-	170D (XN1TACP)	62	1971		VACP PS WP ALT	1A0613 1A0788 1A0888 1A0925
2.5 D, 2.5 D 4x4, 2.5 DT, 2.5 TD, 2.5 TD 4x4	09/81-	CRD93(U25 /661), CRD93L, CRD93LS(U25 /673)	54-70	2500		VACP ALT PS WP	1A0600 1A0700 1A0800 1A0825
					<b>RR1327</b> <b>RR1327K1</b> <b>RR1354</b> <b>RR1354K1</b>		
						INJP INJP	
<b>PARTNER</b>							
1.1	06/96-	HDZ(TU1M), HFX(TU1JP)	44	1124		ALT, (-PS), (-AC), OE-NO 5750.73 ALT, (PS), (-AC) ALT, (-PS), (-AC), OE-NO 5750.P5 PS, (-AC), ORG-NO 09024⇒, 08/2001⇒ PS, (-AC), ⇒ORG-NO 09023, ⇒07/2001 ALT, (PS), (AC), ⇒10/2005 CA, MTR-CODE TU1M	1A0710 4K0855 5K0725 5K0860 5K0880 6K1560
					<b>RR1012</b>		











**PEUGEOT**

<b>PEUGEOT</b>						
<b>PARTNER</b>						
					<b>RR1012</b> CA, MTR-CODE TU1JP, ⇨MTR-NO 3762434 <b>RR1012K1</b> CA, MTR-CODE TU1M <b>RR1012K1</b> CA, MTR-CODE TU1JP, ⇨MTR-NO 3762 434 <b>RR1076</b> CA, MTR-CODE TU1JP, MTR-NO 3762435⇨ <b>RR1076K1</b> CA, MTR-NO 3 762 435⇨	
1.4	06/96-	KFX(TU3JP), TU32, KFW(TU3JP)	55	1360	<b>RR1075</b> CA, MTR-NO 3666766⇨ <b>RR1075K1</b> CA, MTR-NO 3666766⇨ <b>RR1385</b> CA, ⇨MTR-NO 3666765 <b>RR1385K1</b> CA, ⇨MTR-NO 3666765	<b>1A0710</b> <b>4K0855</b> <b>4K0855</b> <b>5K0725</b> <b>5K0860</b> <b>5K0880</b> <b>5K1219</b> <b>5K1250</b> <b>6K1453</b> <b>6K1560</b>
1.4 BiFuel	04/03-	KFW(TU3JP)	55	1360	<b>RR1075</b> ALT, (PS), (-AC) <b>RR1075K1</b> ALT, (PS), (AC), ⇨10/2005 CA CA	<b>6K1453</b> <b>6K1560</b>
1.6	09/00-		66-80	1587	<b>RR1077</b> ALT, (AC) <b>RR1077K3</b> CA CA	<b>6K1698</b>
1.6 16V	07/01-	NFU(TU5JP4)	80	1587	<b>RR1077</b> ALT, (PS), ⇨10/2002 <b>RR1077K1</b> PS, (-AC), ⇨10/2002 <b>RR1077K3</b> PS, AC, ⇨10/2002 ALT, PS, (-AC), 11/2002⇨ ALT, PS, AC, 11/2002⇨ CA MTR-CODE TU5JP4, CA, ⇨MTR-NO 1806404 MTR-CODE TU5JP4, CA, MTR-NO 1806405⇨	<b>4K0855</b> <b>5K0880</b> <b>5K1250</b> <b>6K1453</b> <b>6K1560</b>
1.6 HDi	04/08-	9HX (DV6ATED4)	55-80	1560	<b>RR1058</b> ALT, (-AC), ⇨ORG-NO 10570 <b>RR1058K1</b> ALT, (-AC), ORG-NO 10571⇨ ALT, AC, ⇨ORG-NO 10570 MTR-CODE DV6ATED4, DV6TED4, CA MTR-CODE DV6ATED4, DV6TED4, CA	<b>6K1345</b> <b>6K1360</b> <b>6K1705</b>
1.6 HDi 75	02/06-		55	1560	<b>RR1058</b> ALT, (-AC), ⇨ORG-NO 10570 <b>RR1058K1</b> ALT, (-AC), ORG-NO 10571⇨ ALT, AC, ⇨ORG-NO 10570 CA CA	<b>6K1345</b> <b>6K1360</b> <b>6K1705</b>
1.6 HDi 90	02/06-	9HX (DV6ATED4)	66	1560	<b>RR1058</b> ALT, (-AC), ⇨ORG-NO 10570 <b>RR1058K1</b> ALT, (-AC), ORG-NO 10571⇨ ALT, AC, ⇨ORG-NO 10570 CA CA	<b>6K1345</b> <b>6K1360</b> <b>6K1705</b>
1.8	05/97-	LFX(XU7JB)	66	1761	<b>RR1029</b> ALT, (-PS), (-AC) <b>RR1029K2</b> ALT, PS, (-AC) ALT, PS, AC	<b>6K0751</b> <b>6K1080</b> <b>6K1660</b>
1.8 D	06/96-	A9A(XUD7)	43	1769	<b>RR1004</b> ALT, (-PS), (-AC) <b>RR1004K1</b> ALT, PS, (-AC) ALT, AC, (-PS) ALT, PS, AC	<b>6K0730</b> <b>6K1110</b> <b>6K1165</b> <b>6K1740</b>
1.9 D	06/96-	WJZ(DW8), WJY(DW8B)	51	1868	<b>RR1140</b> ALT, (-PS), (-AC) <b>RR1140K1</b> ALT, AC, (-PS) ALT, PS, (-AC), ⇨10/1999 ALT, PS, (-AC), 11/1999⇨ ALT, PS, AC, 11/2002⇨ ALT, PS, AC, ⇨10/2002	<b>6K0869</b> <b>6K1045</b> <b>6K1390</b> <b>6K1440</b> <b>6K1680</b> <b>6K1750</b>
	05/96-	XUD9,	50-51	1905	ALT	<b>6K0730</b>



					RO-DRIVE™		ROFAN™
---	---	---	---	---	-----------	---	--------

## PEUGEOT

### PARTNER

		DJY(XUD9A)				ALT, PS ALT, AC ALT, PS, AC	6K1110 6K1165 6K1740
	04/04-08/05		51	1868	RR1004 RR1004K1		
						ALT, (-PS), (-AC) ALT, AC, (-PS) ALT, PS, (-AC), 11/1999⇒ ALT, PS, AC, 11/2002⇒	6K0869 6K1045 6K1440 6K1680
					RR1140		
1.9 D 4x4	04/04-08/05		51	1868	RR1140K1		
2.0 HDi	04/00-	RHY(DW10TD)	66	1997		ALT, PS, (-AC) ALT, PS, AC, 11/2002⇒ ALT, PS, AC, ⇒10/2002	6K1468 6K1740 6K1750
					RR1139 RR1139K1	⇒ORG-NO 8735	
2.0 HDi 4x4	04/04-	RHY(DW10TD)	66	1997		ALT, PS, (-AC) ALT, PS, AC	6K1468 6K1740
					RR1139 RR1139K1	⇒ORG-NO 8735	

## PLYMOUTH

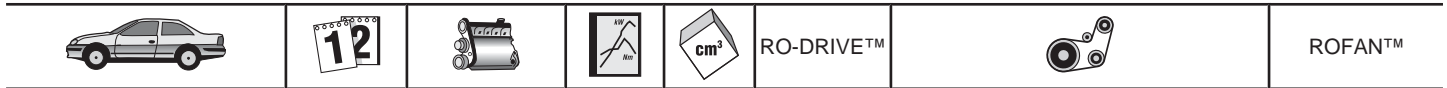
<b>NEON</b>							
2.0 16V	06/94-08/99	ECC	107	1996		PS, (-AC) PS, (AC) ALT, OE-NO 4612229 ALT, OE-NO 4668180	1A1050 1A1215 4K0850 4K0890
<b>NEON II</b>							
2.0 16V	08/99-	ECB, ECH	98-112	1996		ALT PS, (-AC) PS, AC	4K0850 4K1125 4K1310
<b>VOYAGER</b>							
2.4 i	01/95-03/01		111	2429		PS ALT, (-AC) ALT, (AC)	4K0905 6K1045 6K1420

## PORSCHE

<b>911</b>							
3.1 Carrera Speedster, 3.1. SC Carrera	08/86-08/89	930.20	152-170	3164		ALT ALT, ⇒MTR-NO 6393868, (AUTOM) AIRC AC	1A0710 1A0725 1A0975 3A1150
3.2 SC Carrera	08/83-08/89	930.20	170	3164		ALT ALT, ⇒MTR-NO 6393868, (AUTOM) AIRC AC, 01/1984⇒ AC, (AXIALE), ⇒12/1983	1A0710 1A0725 1A0975 3A1150 3A1200
3.2, 3.2 SC Carrera	02/84-08/89	930.21, 930.25	152-160	3164		ALT ALT, ⇒MTR-NO 6393868, (AUTOM) AIRC AC	1A0710 1A0725 1A0975 3A1150
3.3 SC Turbo	09/77-06/87	930.60, 930.66	221	3299		ALT AC, ⇒12/1983 AC, 01/1984⇒	1A0710 3A1125 3A1200
3.3 Turbo	06/86-08/89	930.66	221	3299		ALT AC	1A0710 3A1200
3.3 Turbo S	09/86-11/90	930.60	243	3299		ALT AC	1A0710 3A1200 6K1548
<b>911 (964)</b>							
3.3 Turbo, 3.3 Turbo S	08/90-09/93	M30.69, M30.69S	235-261	3299		ALT AC	1A0710 3A1200
3.6 Carrera, 3.6 Carrera 4, 3.6 Carrera RS	12/88-05/94	M64.02, M64.01	184-191	3600		FAN, 2X ALT	1A0775 3A1075
3.6 Turbo	01/93-09/93	M64.50	265	3600		ALT	1A0785
<b>911 (993)</b>							
3.6 Carrera, 3.6 Carrera 4	08/95-09/97	M64.21, M64.22	210	3600		ALT, 09/1995⇒ AIRP, (MANL), 09/1995⇒	1A0775 1A0775
3.6 Carrera, 3.6 Carrera 4	10/93-09/97	M64.05, M64.06, M64.21, M64.22, M64.24	200-210	3600		FAN, 2X ALT	1A0775 3A1075
3.6 Turbo 4	03/95-09/97	M64.60	300	3600		ALT AC	1A0763 3A1075
3.6 Turbo GT2, 3.6 Turbo GT2 4	03/95-09/97	M64.60R	316-331	3600		FAN ALT	1A0757 1A0763



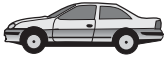









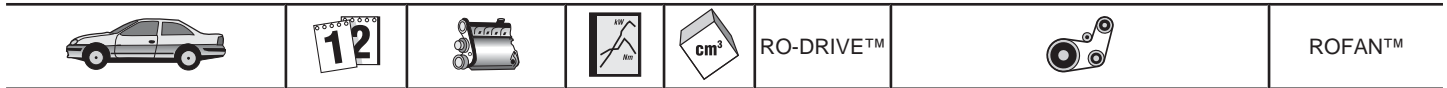
PORSCHE

PORSCHE							
<b>911 (993)</b>							
↩						AC	<b>3A1085</b>
3.8 Carrera RS, 3.8 Carrera RS 4	06/95-09/97	M64.21S	221	3800		ALT	<b>1A0775</b>
<b>911 (996)</b>							
3.4 Carrera, 3.4 Carrera 4	09/97-09/01	M96.01, M96.02, M96.04	221	3387		ALT, (-AC) ALT, (AC)	<b>6K1930</b> <b>6K2115</b>
3.6 Carrera, 3.6 Carrera 4, 3.6 Carrera 4S	10/01-08/05	M96.03	235-254	3596		ALT	<b>6K1930</b>
<b>911 (997)</b>							
3.6 Carrera, 3.6 Carrera 4	04/05-	M96.05	239	3596		ALT	<b>6K2115</b>
3.6 GT 3	03/06-	M97.76	305	3600		ALT	<b>6K2260</b>
3.8 Carrera S	07/04-	M97.01	261	3824		ALT	<b>6K1930</b>
3.8 Carrera S, 3.8 Carrera 4S	07/04-	M97.01, M97.01S	261-280	3824		ALT	<b>6K2115</b>
<b>911 Targa</b>							
3.3 Turbo	09/86-11/90	930.66	221	3299		ALT AC	<b>1A0710</b> <b>3A1200</b>
<b>911 Targa (993)</b>							
3.6 Carrera	08/95-09/97	M64.22, M64.21	210	3600		ALT, 09/1995⇔ AIRP, 09/1995⇔, (MANL)	<b>1A0775</b> <b>1A0775</b>
<b>924</b>							
2.0	11/75-08/89	XK, XJ	92	1984		ALT, JP, ø61, ⇔12/1980 ALT, 01/1981⇔ ALT, JP, ø66, ⇔12/1980	<b>1A0888</b> <b>1A0888</b> <b>1A0900</b>
					<b>RR1003</b> <b>RR1003K1</b>		
2.0 Carrera GT	06/80-10/86	M31.50	154	1984		ALT	<b>1A1050</b>
					<b>RR1003</b> <b>RR1003K1</b>		
2.0 Turbo	06/80-10/86	M31.03	130	1984		ALT	<b>1A1050</b>
					<b>RR1003K1</b>		
2.5 S	09/85-07/88	M44.08, M44.07	110-118	2479		PS ALT ALT, AC ALT, AC	<b>1A0950</b> <b>5K0736</b> <b>5K1000</b> <b>6K1000</b>
<b>928</b>							
4.6 S	08/83-07/86	M28.21, M28.22	228	4664		PS, ⇔12/1984 PS, 01/1985⇔ FAN AC, (SPORT) AC ALT, ⇔12/1983 ALT, 01/1984⇔, ⇔12/1984 ALT, ⇔01/1985	<b>3A0975</b> <b>3A1000</b> <b>3A1050</b> <b>3A1075</b> <b>3A1125</b> <b>4K0866</b> <b>5K0890</b> <b>6K0858</b>
4.9 S	09/85-05/94	M28.46, M28.45	212	4957		PS FAN AC, (SPORT) AC ALT	<b>3A1000</b> <b>3A1050</b> <b>3A1075</b> <b>3A1125</b> <b>6K0858</b>
4.9 S,S4	08/86-07/91	M28.41, M28.42	235	4957		AIRC, 01/1987⇔ PS FAN AC, (SPORT) AC ALT ALT, 01/1990⇔, (AUTOM)	<b>3A0950</b> <b>3A1000</b> <b>3A1050</b> <b>3A1075</b> <b>3A1125</b> <b>6K0858</b> <b>6K0875</b>
5.0 GT, 5.0 S4 KAT	08/86-07/91	M28.42, M28.41	235-243	4957		AIRC, 01/1987⇔ PS FAN AC, (SPORT) AC ALT ALT, 01/1990⇔, (AUTOM)	<b>3A0950</b> <b>3A1000</b> <b>3A1050</b> <b>3A1075</b> <b>3A1125</b> <b>6K0858</b> <b>6K0875</b>
5.4 GTS	08/91-11/95	M28.50, M28.49	257	5397		AIRC PS AC ALT ALT, (AUTOM)	<b>3A0950</b> <b>3A1000</b> <b>3A1075</b> <b>6K0858</b> <b>6K0875</b>
<b>944</b>							
2.5, 2.5 S, 2.5 Turbo	08/86-12/90	M44.10, M44.05, M44.09	118-184	2479		PS ALT ALT, AC	<b>1A0950</b> <b>6K0720</b> <b>6K1000</b>
2.5, 2.5 Turbo	06/81-07/88	M44.08, M44.04, M44.02, M44.07	110-162	2479		PS ALT, ⇔01/1986 ALT, AC, ⇔01/1986 ALT, 01/1986⇔	<b>1A0950</b> <b>5K0736</b> <b>5K1000</b> <b>6K0720</b>



					RO-DRIVE™		ROFAN™
<b>PORSCHE</b>							
944 ↙							
2.7	11/88-08/89	M44.12, M44.11	121	2681		ALT, AC, 01/1986↔	6K1000
						PS	1A0950
						ALT	6K0720
						ALT, AC	6K1000
3.0 S2	12/88-07/91	M44.41	155	2990		PS	1A0950
						ALT	6K0720
						ALT, AC	6K1000
959							
2.8	01/86-04/91	959.50	330	2850		ALT	1A0685
						ALT	1A0700
968							
3.0, 3.0 Turbo S	06/91-11/95	M44.43, M44.44	176-224	2990		PS	1A0950
						ALT	6K0720
						ALT, AC	6K1000
BOXSTER (986)							
2.5	09/96-08/99	M96.20	150	2480		ALT, PS	6K1930
						ALT, PS, AC	6K2115
2.7	08/99-	M96.22	162-168	2687		ALT, (-AC)	6K1930
						ALT, (AC)	6K2115
S 3,2	08/99-	M96.24	185-191	3179		ALT, (-AC)	6K1930
						ALT, (AC)	6K2115
BOXSTER (987)							
2.7	11/04-	M96.25	176	2687		ALT	6K2115
S 3.2	11/04-	M96.26	206	3179		ALT	6K2115
CARRERA GT							
5.7	07/03-	M80.01	450	5733		ALT, (AC)	5K1270
CAYENNE (955)							
3.0 TDI	02/09-		176	2967		ALT	6K2475
S 4.5	09/02-	M48.00	250	4511		ALT	7DK2950
Turbo 4.5, Turbo S 4.5	09/02-	M48.50, M48.50S	331-368	4511		ALT	7DK2950
CAYMAN							
S 3.4	11/05-	M97.21	217	3387		ALT	6K2115
<b>PROTON</b>							
IMPIAN							
1.6	09/01-	4G18P	76	1584		ALT	5K0865
					RR1121	AC, (PS)	5K1080
						CA	
PERSONA 300 (C9_M)							
313i	03/96-	G13B	55	1299		PS	4K0595
					RR1031	ALT	4K0875
					RR1031K1	CA	
						CA	
315 GLi/GLSi	03/96-	G15B	64-66	1468		PS	4K0595
					RR1031	ALT	4K0875
					RR1031K1	CA	
						CA	
316 GLXi	03/96-		83	1597		ALT	4K0780
						PS, (-AC)	5K0950
						PS, (AC)	5K1150
					RR1234	CA	
					RR1234K1	CA	
PERSONA 400 (C9_C, C9_S)							
413, 413 GLSi	01/94-	4G13	55	1299		PS	4K0595
					RR1031	ALT	4K0875
					RR1031K1	CA	
						CA	
415 GLi/GLSi	01/94-	4G15	66	1468		PS	4K0595
					RR1031	ALT	4K0875
					RR1031K1	CA	
						CA	
416 GLXi	01/94-	4G92	83	1597		ALT	4K0780
						PS, (-AC)	5K0950
						PS, (AC)	5K1150
					RR1234	CA	
					RR1234K1	CA	
416 i	12/95-	4G92	70	1597		ALT	4K0780
						PS, (-AC)	5K0950
						PS, (AC)	5K1150
					RR1234	CA	
418, 418 GLXi	05/96-		85	1834		ALT, CRS: DOHC	4K0760
						ALT, CRS: SOHC/OHC	4K0780
						PS	5K0950
					RR1254	CA, CRS: DOHC	
420 D, 420 GLS D, 420 TD	09/96-	4D68T	48-60	1998		ALT	3A1025
					RR1046	BS	





**PROTON**

PERSONA 400 (C9_C, C9_S)						
					RR1046K2	BS
SATRIA (C9_M)						
1.5	07/00-	4G15	64	1468	RR1031 RR1031K1	PS ALT CA CA
						4K0595 4K0875
WIRA						
1.3	08/00-	4G13	55	1298	RR1031 RR1031K1	PS ALT CA CA
						4K0595 4K0875
1.5	08/00-	4G15, 4G15M	64	1468	RR1031 RR1031K1	PS ALT CA CA
						4K0595 4K0875

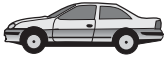





**PUCH**

G-MODELL						
230 GE	06/90-	M102.989	92-93	2298		ALT, (-AC) ALT, (AC)
						6K1850 6K2245
G 290 TD	07/97-	OM602.983	88	2874		ALT, (-AC) ALT, (AC)
						6K2080 6K2150
G 320	09/94-12/97	M104.996	155	3199		ALT, (-AC), MTR-NO 002384⇒ ALT, (-AC), ⇒MTR-NO 002383 ALT, (AC), MTR-NO 002384⇒ ALT, (AC), ⇒MTR-NO 002383
						6K2120 6K2140 6K2380 6K2415

**RENAULT**

11						
1.1	03/83-06/86	C1E715, C1E720	35	1108		PS ALT ALT, (AC) AC
						1A0800 1A1140 2A1183 3A1025
1.2	10/84-12/88	C1G710, C1G700	40	1237		PS ALT ALT, (AC) AC
						1A0800 1A1140 2A1183 3A1025
1.4	03/83-12/88	C1J715, C2J720, C2J730, C2J768, C2J767, C2J766	44-49	1397		PS ALT ALT, (AC) AC
						1A0800 1A1140 2A1183 3A1025
1.4 Turbo	04/84-12/88	C1J764, C1J760	77-85	1397		PS ALT AC
						1A0800 2A1183 3A1025
1.6 D	08/83-12/88	F8M720, F8M700, F8M730	40	1596		ALT, (-PS), ⇒CH-NO C00219439 ALT, (-PS), CH-NO C00219440⇒ ALT, (PS)
					RR1013 RR1013K1	CA, 01/1988⇒ CA, 01/1988⇒
		F8M700, F8M720, F8M730	40	1596	RR1172 RR1172K2	02/1988⇒ CA, 02/1988⇒
						4K0885 5K0884 6K1190
1.7	10/86-12/88	F2N730	54	1721	RR1022 RR1022K1 RR1417 RR1417K1	01/1988⇒ 02/1988⇒ ⇒12/1987 ⇒01/1988
	10/84-12/88	F3N718	55	1721	RR1022 RR1022K1 RR1417 RR1417K1	ALT, ⇒CH-NO C00001729 01/1988⇒ 02/1988⇒ ⇒12/1987 ⇒01/1988
						5K0875
	10/83-12/87	F2N700, F2N704	59	1721		ALT, ⇒CH-NO C00152038, 100005522, ⇒08/1985, MTR-CODE F2N700 ALT, ⇒CH-NO C00002888, MTR-CODE F2N704 ALT, AC, ⇒CH-NO C00176518, MTR-CODE F2N700 ALT, PS, MTR-CODE F2N700 ALT, AC, CH-NO C00176519⇒, MTR-CODE F2N700
					RR1417 RR1417K1	5K0875 5K0875 5K1165 6K1145 6K1165
	10/86-12/88	F2N742, F2N732,	64-69	1721		ALT, AC, ⇒CH-NO C00176518 ALT, PS
						5K1165 6K1145



						RO-DRIVE™		ROFAN™
<b>RENAULT</b>								
11			F2N798, F2N708, F2N710, F3N708			<b>RR1022</b> <b>RR1022K1</b> <b>RR1417</b> <b>RR1417K1</b>	ALT, AC, CH-NO C00176519⇒ 01/1988⇒ 02/1988⇒ ⇒12/1987 ⇒01/1988	<b>6K1165</b>
18	1.4	04/78-07/86	847720, 847722	47	1397		ALT AC	<b>1A1300</b> <b>3A0825</b>
	1.6 Turbo	10/82-07/86	A5L717, A5L718	92	1565		PS, (AC) PS ALT AC	<b>1A0825</b> <b>1A0838</b> <b>2A1013</b> <b>3A0850</b>
	1.6, 1.6 TS	01/82-07/86	A2M723, 841717, A6M725, A6M726	54-71	1647		PS, (AC) PS ALT AC	<b>1A0625</b> <b>1A0825</b> <b>2A1013</b> <b>3A0850</b>
	2.0	10/81-07/86	J6R716	77	1995		PS PS, (AC) ALT AC	<b>1A0800</b> <b>2A0758</b> <b>2A1013</b> <b>3A0865</b>
	2.1 Diesel	11/80-07/86	852710, J8S711	49	2068	<b>RR1001</b> <b>RR1296</b>	⇒01/1983, ⇒MTR-NO 24260 01/1983⇒, MTR-NO 24261⇒	<b>2A1013</b> <b>3A0840</b>
				53	2068	<b>RR1017</b> <b>RR1017K1</b>	ALT PS ALT PS	<b>1A1013</b> <b>3A0825</b> <b>1A1025</b> <b>3A0850</b>
	2.2 i	06/84-07/86		76	2165	<b>RR1295</b>		
19 I	1.4	07/88-04/92	C3J710, C2J772	43	1397		ALT ALT, (AC)	<b>1A0690</b> <b>1A0725</b>
		01/89-12/89	C2J772	43	1397		ALT AC	<b>1A1140</b> <b>3A1025</b>
		01/88-12/92	E6J701, E6J700	59	1390	<b>RR1005</b> <b>RR1005K1</b>	ALT, (PS), (-AC) ALT, (AC) ALT, AC	<b>1A0690</b> <b>1A0725</b> <b>3K0715</b>
	1.4 KAT	01/89-04/92	C3J710	43	1397	<b>RR1005K1</b>	ALT ALT, (AC) CA	<b>1A0690</b> <b>1A0725</b>
	1.7	08/88-12/92	F3N746	79	1721	<b>RR1022</b> <b>RR1022K1</b>	ALT, (PS), (-AC) ALT, (-PS), (AC) ALT, (PS), (AC) CA CA	<b>6K1165</b> <b>6K1460</b> <b>6K1693</b>
		07/88-12/92	F3N740, F3N741, F3N746, F3N742, F3N743	54-79	1721	<b>RR1022</b> <b>RR1022K1</b>	ALT, (PS), (-AC) ALT, (-PS), (AC) ALT, (PS), (AC) CA CA	<b>6K1165</b> <b>6K1460</b> <b>6K1693</b>
	1.8 16V	06/89-04/92	F7P704	99-101	1764	<b>RR1290</b>	ALT ALT, PS, AC PS	<b>6K0875</b> <b>6K1138</b> <b>6K1413</b>
	1.9 D	01/88-12/92	F8Q742, F8Q706	47-48	1870	<b>RR1013</b> <b>RR1013K1</b>	ALT ALT, PS	<b>6K0869</b> <b>6K1165</b> <b>6K1548</b>
19 II	1.4	04/92-12/95	C3J710	43	1397		ALT ALT ALT, AC	<b>1A0685</b> <b>1A1140</b> <b>3K0715</b>
		01/92-12/95	E7J742	55	1390	<b>RR1005</b> <b>RR1005K1</b>	ALT, (PS), (-AC) ALT, (AC) ALT, AC	<b>1A0690</b> <b>1A0725</b> <b>3K0715</b>
			E6J700, E7J706	59	1390		ALT AC	<b>1A1140</b> <b>3A1025</b>
	1.7	04/92-12/95	F3N746	54-79	1721	<b>RR1022</b>	ALT, (PS), (-AC) ALT, (-PS), (AC) ALT, (PS), (AC) CA	<b>6K1165</b> <b>6K1460</b> <b>6K1693</b>





RO-DRIVE™



ROFAN™

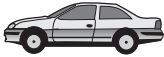





**RENAULT**

19 II

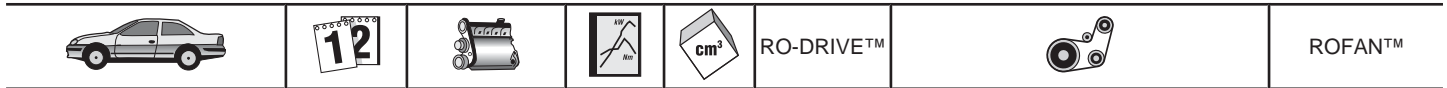
1.8	04/92-12/95	F3P682, F3P700, F3P704, F3P760, F3P708, F3P706, F3P705, F3P707, F3P764, F3P765	65-81	1794	RR1022K1	CA ALT, PS	6K1165
		F3P682, F3P700, F3P704, F3P760, F3P708, F3P706, F3P705, F3P707, F3P764	65-81	1794	RR1022 RR1022K1	ALT, AC ALT, PS, AC	6K1460 6K1693
1.8 16V	04/92-06/96	F7P704	99	1764	RR1290	ALT ALT, PS, AC ALT, PS	6K0875 6K1138 6K1413
1.9 D	03/92-12/95	F8Q742, F8Q706	47-48	1870	RR1013 RR1013K1	ALT ALT, PS, ⇨01/1994 ALT, PS, 01/1994⇨ ALT, PS, AC	6K0869 6K1165 6K1173 6K1548
1.9 dT	04/92-12/95	F8Q744	66	1870	RR1013 RR1013K1	ALT, PS ALT, PS, AC CA CA ALT ALT, AC	6K1173 6K1548   6K1173 6K1555
21 (B48D)	09/89-05/93	C2J770	51	1397	RR1022 RR1022K1	ALT, (PS), (-AC), OE-NO 7700729752 ALT, (PS), (-AC), OE-NO 7700740637 ALT, (-PS), (AC) ALT, (PS), (AC) CA, 01/1988⇨ CA, 01/1988⇨	6K1138 6K1165 6K1460 6K1693
1.7	03/86-02/94	F2N710, F2N712, F3N723, F3N722, F2N750, F3N726, F2N752	55-69	1721	RR1022 RR1022K1 RR1417 RR1417K1	ALT, (PS), (-AC), OE-NO 7700729752 ALT, (PS), (-AC), OE-NO 7700740637 ALT, (-PS), (AC) ALT, (PS), (AC) CA, 01/1988⇨ CA, 01/1988⇨ CA, ⇨12/1987 CA, ⇨12/1987	6K1138 6K1165 6K1460 6K1693
1.7, 1.7 KAT	05/88-06/94	F3N723, F3N722	54-66	1721	RR1022 RR1022K1	ALT, (PS), (-AC), OE-NO 7700729752 ALT, (PS), (-AC), OE-NO 7700740637 ALT, (-PS), (AC) ALT, (PS), (AC) CA, 01/1988⇨ CA, 01/1988⇨	6K1138 6K1165 6K1460 6K1693
2.0	09/89-12/93	J7R746, J7R747, J6R758, J6R793, J6R759, J6R792	75-88	1995	RR1296 RR1296K1	PS ALT AC  01/1991⇨	2A0758 2A1013 4K0885
	12/89-02/94	J7R740	78-119	1995	RR1296 RR1296K1	PS ALT AC	2A0758 2A1013 4K0875
2.0 Turbo 4x4	02/90-10/92	J7R756	119	1995	RR1296 RR1296K1	PS ALT AC	2A0758 2A1013 4K0875
	08/89-10/93	J7R752	129	1995		AC	4K0875
2.0, 2.0 Turbo	03/86-03/90	J7R751, J7R750	85-129	1995		PS ALT	2A0758 2A1013



RENAULT

					RO-DRIVE™		ROFAN™
<b>RENAULT</b>							
<b>21</b>							
					RR1296	AC	4K0875
2.1 D	06/86-08/94	J8S704	49	2068		PS ALT AC	2A0758 2A1013 4K0885
					RR1017 RR1017K1		
2.1 D, 2.1 D 4x4, 2.1 Turbo-D	03/86-09/95	J8S784	48-65	2068		PS ALT AC	2A0758 2A1013 4K0875
					RR1017 RR1017K1		
2.2 , 2.2 4x4	06/86-06/94	J7T755, J7T754	79	2165		PS ALT AC	2A0758 2A1013 4K0875
					RR1295 RR1295K1	01/1991⇒	
<b>25 (B29_)</b>							
2.0, 2.0 12V	04/84-12/92	J6R706, J6R707, J6R760, J6R763, J6R762, J7R726	74-99	1995		PS ALT AC, ⇒MTR-NO 112220 AC, MTR-NO 112221⇒ CA CA, 01/1991⇒	2A0758 2A1013 3A0875 4K0875
					RR1296 RR1296K1		
2.1 Diesel, 2.1 Turbo-D	04/84-12/92	J8S736	46-63	2068		PS ALT AC	2A0758 2A1013 4K0875
					RR1017 RR1017K1		
2.2	09/86-12/92	J7T732, J7T733, J7T708	79	2165		PS ALT AC, ⇒MTR-NO 57146 AC, MTR-NO 57147⇒	2A0758 2A1013 3A0875 4K0875
					RR1295 RR1295K1	01/1991⇒	
	11/85-03/89		76-91	2165		PS ALT AC, ⇒MTR-NO 57146 AC, MTR-NO 57147⇒	2A0758 2A1013 3A0875 4K0875
					RR1295		
2.4 V6 Turbo	10/84-05/90	Z7U702	133	2458		PS, (AC) AC PS ALT	3A0725 3A0920 3A0920 5K1450
2.5 V6 Turbo	01/90-12/92	Z7U700	151	2458		PS, (AC) AC PS ALT	3A0725 3A0920 3A0920 5K1450
2.7 V6 Injection	04/84-08/89	Z7V708, Z7V709, Z7V711	104	2664		PS AC, ⇒12/1984 AC, 01/1985⇒ ALT	2A0758 3A0915 3A0920 5K1330
2.8 V6	06/87-02/90	Z7W700	115	2849		AC PS ALT, (CAT) ALT	3A0925 3A0925 5K1325 5K1450
2.8 V6 Injection	06/86-12/92	Z7W702	100-110	2849		PS AC ALT	2A0758 3A0920 5K1450
<b>30 (127_)</b>							
2.1 Turbo-D	02/82-03/86	J8S702	63	2068		PS ALT	2A0758 2A1013
					RR1017 RR1017K1		
<b>4</b>							
0.8	09/66-12/88	800705, B1B707	21-25	845		ALT, (RH) ALT, (LH) FAN, (TP)	1A0666 1A0685 1A0685
	04/83-07/89	B1B707, 800705	21	845		ALT WP	1A0625 1A0666
1.0	06/87-06/93	C1C708	25	956		ALT WP	1A0625 1A0675
1.1	10/76-06/90	C1E718, 688711, C1E719, 688712, C1E714	25-32	1108		ALT, WP ALT, WP, GP	1A0625 1A0666











## RENAULT

6	1.1	08/70-04/87	688.10	33	1108		ALT WP	1A0625 1A0666
	9	1.1	09/81-05/87	C1E715, C1E720	35	1108		ALT ALT, (AC) AC
	1.2	09/85-12/88	C1G710, C1G700	40	1237		ALT ALT, (AC) AC	1A1150 2A1183 3A1030
	1.4	12/81-12/88	C1J792, C1J796, C1J715, C2J730	44-49	1397		ALT ALT, (AC) AC	1A1150 2A1183 3A1030
	1.4 Turbo	04/84-12/86	C1J764, C1J760	77	1397		PS ALT ALT, (AC) AC	1A0800 1A1150 2A1183 3A1030
	1.6 D	10/82-12/88	F8M730, F8M720, F8M700	40	1596		ALT, (-PS), ⇨CH-NO C00219439 ALT, (-PS), CH-NO C00219440⇨ ALT, (AC) ALT, (PS) CA, 01/1988⇨ CA, 01/1988⇨	4K0885 5K0884 6K1173 6K1190
	1.7	09/84-12/88	F2N704, F2N700, F2N710, F2N730, F2N798, F2N708, F3N708, F3N718	54-69	1721	RR1013 RR1013K1	ALT, (-PS), (-AC) ALT, (AC) ALT, (PS), (-AC) CA, 02/1988⇨ CA, 02/1988⇨ CA, ⇨01/1988 CA, ⇨01/1988	5K0875 5K1165 6K1138
<b>AVANTIME (DE0 )</b>								
	2.0 16V Turbo	11/01-05/03	F4R760, F4R761	120	1998	RR1098 RR1098K2	ALT, (AC) CA CA	6K1795
	2.2 dCi	05/02-05/03	G9T712	110	2188	RR1092 RR1092K1	ALT, (AC) CA CA, MTR-CODE G9T 710,712	6K1775
	3.0 V6	09/01-05/03	L7X720, L7X721	152	2946	RR1451	ALT, AC	6K1590
<b>CLIO (KR0/1_)</b>								
	1.2 16V, 1.2 16V Hi-Flex	02/08-	D4F740, D4F764	55-74	1149	RR1093 RR1093K1	ALT, (AC) CA CA	7K1035
	1.5 dCi	02/08-	K9K764, K9K766, K9K768, K9K772	50-78	1461	RR1101	ALT, (AC) CA	6K1200
	1.6 16V	02/08-	K4M800, K4M801	82	1598	RR1148 RR1148K2	ALT CA CA	6K1200
<b>CLIO I</b>								
	1.1	01/91-09/98	C1E700	34	1108		ALT	1A1140
	1.2	01/96-09/98	D7F730	40-43	1149		ALT PS AC	4K0735 5K0875 5K0915
						RR1014 RR1014K1		
		01/91-09/98	E7F750	40-44	1171		ALT, (-AC) ALT, (AC) PS, (-AC) AC, (-PS) PS, AC	1A0690 3K0715 3K0820 4K1075 4K1217
						RR1005 RR1005K1		
		05/90-03/96	E5F710	40-44	1171		ALT, (-AC) ALT, (-PS), (AC) PS, (-AC), OE-NO 7700850028 AC, (-PS) PS, (AC) CA CA	1A0690 3K0715 3K0820 4K1070 4K1217
						RR1005 RR1005K1		
	1.4	01/91-09/98	E7J754, E7J718, E7J719, E7J757, E7J756	55-58	1390		ALT, (-AC) ALT, (-PS), (AC) PS, (-AC), OE-NO 7700850028 AC, (-PS) PS, (AC) CA	1A0690 3K0715 3K0820 4K1070 4K1217
						RR1005		





					RO-DRIVE™		ROFAN™
---	---	---	---	---	-----------	---	--------

## RENAULT

CLIO I							
					RR1005K1	CA	
		E7J710, E7J711	59	1390		ALT, (-AC) ALT, (AC) PS, (-AC) AC, (-PS) PS, AC	1A0690 3K0715 3K0820 4K1075 4K1217
					RR1005 RR1005K1		
1.7	01/91-12/93	F2N770	68	1721		ALT, (PS) ALT, AC	6K1165 6K1190
					RR1022 RR1022K1		
1.8	01/91-09/98	F3P714, F3P710	65	1794		ALT, (PS) ALT, PS, AC, 01/1993⇒ ALT, PS, AC, ⇒12/1992	6K1060 6K1165 6K1190
					RR1022 RR1022K1		
	08/94-09/98	F3P755, F3P754	66	1794		ALT, (PS) ALT, PS, AC	6K1060 6K1165
					RR1022 RR1022K1		
	01/91-09/98	F3P710	70	1794		ALT, (PS) ALT, PS, AC, 01/1993⇒ ALT, PS, AC, ⇒12/1992	6K1100 6K1165 6K1190
					RR1022		
1.8 16V	01/91-03/96	F7P722	99	1764		ALT ALT, PS ALT, PS, AC	6K1015 6K1145 6K1420
					RR1290		
1.8 Rsi	08/95-09/98	F3P758	79	1783		ALT, (PS) ALT, (AC) ALT, (PS), (AC)	6K1060 6K1190 6K1190
					RR1022 RR1022K1		
	01/93-08/95	F3P712	80	1794		ALT, PS	6K1060
					RR1022 RR1022K1		
1.9 D	01/91-09/98	F8Q732, F8Q730	47-48	1870		ALT, 04/1994⇒ ALT, ⇒04/1994 10/1996⇒ 10/1996⇒ ⇒09/1996 ⇒09/1996	6K0894 6K0900
					RR1162 RR1162K1 RR1318 RR1318K1		
1.9 D	01/97-09/98	F8Q678	40	1870		ALT	6K0900
					RR1162 RR1162K1		
1.9 RND	04/96-02/98	F8Q678	40	1870		ALT, (PS) ALT, (-PS) CA CA	6K0894 6K0900
					RR1318 RR1318K1		
Williams	01/94-09/98	F7R700	108	1998		ALT, ⇒03/1996 ⇒12/1995	6K1015
					RR1290		
CLIO II							
1.1	09/98-	D7F720, D7F722	43	1149		ALT PS	4K0735 5K0875
					RR1014 RR1014K1		
1.2	09/98-	D7F710, D7F766, D7F720, D7F726	43	1149		ALT, (-AC), (-PS), MTR-CODE D7F 720, D7F 726, 04/2000⇒ ALT, (AC), (PS), MTR-CODE D7F 720, D7F 726, 04/2000⇒ ALT, MTR-CODE D7F 720, D7F 726, (-AC), (-PS), ⇒04/2000 ALT, MTR-CODE D7F 720, D7F 726, (AC), (PS), ⇒04/2000 ALT, MTR-CODE D7F 720, D7F, 726, (PS), (-AC), ⇒04/2000 ALT, MTR-CODE D7F 710 PS, (-AC), MTR-CODE DF7 720, DF7 726, 04/2000⇒ AC, (-PS), MTR-CODE D7F 726 AC, (PS), MTR-CODE D7F 726, 04 /2000⇒ PS, MTR-CODE D7F 720, D7F 726, (PS), (-AC), ⇒04/2000 MTR-CODE D7F 710, (PS), (-AC) MTR-CODE D7F 710, PS, (AC) AC, MTR-CODE DF7 726, (PS), ⇒04	3K0740 3K0740 4K0735 4K0735 4K0735 4K0735 4K0905 4K0925 4K1538 5K0875 5K0875 5K0915 5K1515





RO-DRIVE™



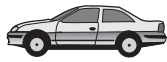
ROFAN™

## RENAULT

CLIO II

					RR1014 RR1014K1	/2000 CA CA	
	06/01-10/03		55	1149		ALT, OE-NO 8200041848 ALT, OE-NO 8200065601 PS AC, (-PS) AC, (PS) CA CA	3K0750 4K0735 4K0905 4K0925 4K1538
1.2 16V	06/01-	D4F722, D4F712, D4F714	55	1149	RR1093 RR1093K1	ALT, MTR-CODE D4F 712, D4F 714, D4F 722, D4F 728 AC, (-PS), MTR-CODE D4F 712, D4F 714, D4F 722, D4F 728 AC, (PS), MTR-CODE D4F 712, D4F 714 CA CA	3K0740 4K0925 4K1538
1.4	09/98-05/05	E7J780	55	1390	RR1035	ALT, MTR-CODE E7J 780 PS, (-AC), MTR-CODE E7J 780 PS, (AC), MTR-CODE E7J 780 ALT, (-AC), MTR-CODE K7J 700 ALT, (AC), MTR-CODE K7J 700 CA	3K1038 4K0995 4K1237 5K1110 5K1750
1.4 16V	10/99-	K4J713, K4J712	70-72	1390	RR1148 RR1148K1	(ATTENTION! SEE INFO!), ALT, (-AC) ALT, AC, Use only with 8200603359, 8200104754 CA	5K1110 5K1750
1.5 dCi	01/04-	K9K712	74	1461	RR1101	ALT, (-AC) ALT, AC, ⇨01/2005 ALT, AC, 02/2005⇨ CA	5K1135 5K1200 6K1200
	06/01-	K9K700, K9K702, K9K704	48-60	1461	RR1101 RR1101K1	ALT, (-AC), ⇨09/2005 ALT, AC, ⇨01/2005 ALT, AC, 02/2005⇨ CA CA, ⇨08/2003	5K1135 5K1200 6K1200
	06/05-	K9K740	47	1461	RR1101	ALT, (-AC), 12/2007⇨ ALT, (-AC), ⇨12/2007 ALT, (AC) CA	6K1130 6K1200 6K1200
1.6	09/98-05/05	K7M744, K7M745	66	1598	RR1035	ALT, MTR-CODE K7M 744, K7M 745 PS, (-AC), MTR-CODE K7M 744, K7M 745 PS, (AC), MTR-CODE K7M 744, K7M 745 CA	3K1038 4K0995 4K1237
	11/03-	K4M746	79	1598	RR1148 RR1148K1	ALT, (-AC) ALT, (AC) CA CA	5K1110 5K1750
1.9 D	09/98-	F8Q632, F8Q630, F8Q662	40-48	1870	RR1162 RR1162K1 RR1162K2	ALT ALT, WP, AC ALT, WP, PS CA CA CA	6K0894 6K1190 6K1400
1.9 dTi	12/99-05/05	F9Q780	59	1870	RR1109 RR1109K1	ALT, (-AC) CA CA	6K1125
2.0 16V Sport	02/00-	F4R730	124	1998	RR1147 RR1147K1 RR1147K2	ALT, (-AC) ALT, (AC) ⇨03/2001 04/2001⇨	6K1130 6K1660
	01/04-	F4R738	132	1998	RR1147 RR1147K2	ALT, (-AC) ALT, (AC)	6K1130 6K1660
3.0 V6 Sport	11/00-	L7X760	166-187	2946	RR1451	ALT, PS, AC	6K1590
CLIO III (BR0/1, CR0/1)							
1.2, 1.2 16V, 1.2 Hi-Flex	06/05-	D4F740	55-74	1149	RR1093 RR1093K1	ALT, (AC) CA, MTR-CODE D4F 740	7K1035
1.4 16V	06/05-	K4J780	72	1390	RR1148	ALT, (-AC) ALT, AC	5K1135 6K1200






RO-DRIVE™



ROFAN™

## RENAULT

CLIO III (BR0/1, CR0/1)  
 1.5 dCi

	06/05-		47	1461		ALT, (-AC), ⇨09/2005, MTR-CODE K9K 752, K9K 766 ALT, (-AC), 10/2005⇨, ⇨11/2007, MTR-CODE K9K 752, K9K 766 ALT, (AC), 02/2005⇨, MTR-CODE K9K 752 ALT, (AC), MTR-CODE K9K 766 CA, MTR-CODE K9K 752, K9K 766	5K1135 6K1200 6K1200 6K1200
	05/05-	K9K752, K9K764, K9K766, K9K768	48-78	1461	RR1101	ALT, (-AC), ⇨09/2005, MTR-CODE K9K 752 ALT, (-AC), 10/2005⇨, MTR-CODE K9K 752 ALT, (AC), MTR-CODE K9K 752 CA, MTR-CODE K9K 752	5K1135 6K1200 6K1200
1.6 16V	06/05-	K4M804, K4M801, K4M800	65-82	1598	RR1148 RR1148K2	ALT, (-AC) ALT, AC CA CA	5K1135 6K1200
2.0 16V	09/06-	M4R701, M4R700	102	1997		ALT	6K1217
2.0 16V Sport	02/06-	F4R830	145	1998	RR1098 RR1098K2	CA CA	

ESPACE I (J11\_)

2.0, 2.0 i, 2.0 i Quadra	07/84-12/92	J6R234, J6R236	74-87	1995	RR1296	ALT PS AC CA	2A1013 3A0840 4K0875
2.1 TD	10/84-12/90	J8S774, J8S240	65	2068	RR1017 RR1017K1	ALT PS AC (TP-OE:770871169)	2A1013 3A0840 4K0875
2.2, 2.2 Quadra	07/86-12/90	J7T770	79	2165	RR1295	ALT PS AC	2A1013 3A0825 4K0875

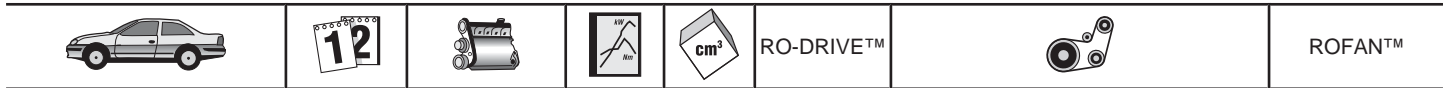
ESPACE II (J/S63\_)

2.0	01/91-10/96	J7R768	76	1995	RR1296 RR1296K1	PS ALT AC	2A0758 2A1013 4K0875
2.1 TD	01/91-10/96	J8S772, J8S610, J8S778, J8S776, J8S612	65-66	2068	RR1017 RR1017K1	PS ALT AC	2A0758 2A1013 4K0875
2.2	01/91-10/96	J7T776, J7T772, J7T773	79	2165	RR1295 RR1295K1	PS, 03/1991⇨ ALT PS, ⇨03/1991 AC	2A0758 2A1013 3A0840 4K0875
2.2 4x4	03/91-12/96	J7T772, J7T773	79	2165	RR1295 RR1295K1	PS ALT AC	2A0758 2A1013 4K0875
2.8 V6	01/91-10/96	Z7W713, Z7W712, Z7W717	110	2849		AC PS	3A0925 3A0925

ESPACE III (JE0\_)

1.9 dTi	02/99-10/02	F9Q722	72	1870	RR1109 RR1109K1 RR1168 RR1168K1 RR1168K2	ALT, PS, (-AC) ALT, PS, AC, 04/2001⇨ ALT, PS, AC, ⇨03/2001 MTR-CODE F9Q 722, 11/2000⇨ MTR-CODE F9Q 722, 11/2000⇨ MTR-CODE F9Q 722, ⇨10/2000 MTR-CODE F9Q 722, ⇨10/2000, OPT MTR-CODE F9Q 722, ⇨10/2000	6K1138 6K1605 6K1642
2.0	11/96-10/00	F3R742, F3R768, F3R769, F3R728, F3R729	84	1998	RR1235 RR1235K1 RR1235K2	ALT, PS ALT, PS, AC MTR-CODE F3R 742,768,769	6K1125 6K1660
	10/98-10/02	F4R700, F4R701	102-103	1998	RR1147	ALT, (-AC) ALT, (AC) CA	5K1125 5K1750











RENAULT

RENAULT							
<b>ESPACE III (JE0_)</b>							
2.2 D, 2.2 12V TD	11/96-10/00	G8T716	83-84	2188	RR1147K2	CA, MTR-CODE F4R 700,701	
						ALT, (-AC)	6K1015
					RR1032	ALT, (AC)	6K1950
					RR1032K1	CA	
						CA	
2.2 dCi	10/00-10/02	G9T642, G9T710	95	2188	RR1092	ALT	6K1775
					RR1092K1	CA	
						CA	
3.0	11/96-10/98	Z7X775	123	2963		ALT	4K0962
						WP, (-AC)	5K0775
3.0 V6 24V	10/98-10/02	L7X727	140	2946	RR1451	ALT, PS, AC	6K1605
						CA	
<b>ESPACE IV (JK0/1_)</b>							
1.9 dCi	11/02-	F9Q680, F9Q826, F9Q820	88	1870	RR1110	ALT, MTR-CODE F9Q 820	7K1785
					RR1110K1	MTR-CODE F9Q 820	
						MTR-CODE F9Q 820	
2.0, 2.0 Turbo	11/02-	F4R797, F4R794, F4R795	100-125	1998	RR1098	ALT, MTR-CODE F4R 494, F4R 495, F4R 497	7K1785
					RR1098K2	CA	
						CA	
2.2 dCi	11/02-	G9T743, G9T742	110	2188	RR1092	ALT, (-AC)	7K1388
					RR1092K1	CA	
						CA	
3.0 dCi	11/02-	P9X701, P9X715	130	2958		ALT, (AC)	6K1920
3.5 V6	11/02-	V4Y711, V4Y715	177	3498		AC	4K0775
						ALT	6K1100
<b>GRAND SCÉNIC II (JM0/1_)</b>							
1.5 dCi	04/04-	K9K728, K9K729	74	1461		ALT, (-AC), ⇨09/2005	5K1135
						ALT, AC, ⇨01/2005	5K1200
						ALT, AC, 02/2005⇨	6K1200
					RR1101	CA	
1.6	04/04-	K4M782, K4M761	83	1598	RR1148	ALT, (-AC)	5K1135
					RR1148K2	ALT, AC	5K1200
						CA	
	06/06-	K4M788	77	1598	RR1148	ALT	6K1200
					RR1148K1	CA	
						CA	
1.9 dCi	04/04-	F9Q816, F9Q818, F9QEE804, F9QJ803	81-96	1870	RR1078	ALT	7K1125
					RR1078K1	CA, MTR-CODE F9Q 803, F9Q 804	
						CA, MTR-CODE F9Q 803, F9Q 804	
2.0	04/04-	F4R771, F4R770	99-120	1998	RR1098	ALT, PS, AC, MTR-CODE F4R 770, F4R 771	7K1125
					RR1098K2	CA, MTR-CODE F4R 770, F4R 771	
						CA, MTR-CODE F4R 770, F4R 771	
<b>KANGOO</b>							
1.2	08/97-	D7F710, D7F726, D7F744, D7F722, D7F720, D7F746	43	1149		ALT, 11/2000⇨	3K0740
						ALT, ⇨10/2000	4K0735
						PS, (-AC), 11/2000⇨	4K0905
						AC, (-PS), 11/2000⇨	4K0925
						PS, AC, 11/2000⇨	4K1538
						PS, (-AC), ⇨10/2000	5K0875
						AC, (-PS), ⇨10/2000	5K0915
						PS, AC, ⇨10/2000	5K1515
					RR1014	CA	
					RR1014K1	CA	
1.2 16V	10/01-	D4F714, D4F712	55	1149		ALT, (-AC)	3K0740
						ALT, (AC), MTR-CODE D4F 728	3K0750
						PS, (-AC)	4K0905
						AC, (-PS)	4K0925
						AC, (PS)	4K1538
					RR1093	CA	
					RR1093K1	CA	
1.4	08/97-	E7J780, E7J634, E7J635, K7J700, K7J701	55	1390		ALT, MTR-CODE E7J 780	3K1038
						PS, (-AC), MTR-CODE E7J 780	4K0995
						PS, (AC), MTR-CODE E7J 780	4K1237
						ALT, (-AC), OE-NO 77 00 107 493, OE-NO 82 00 061 673	5K1110
						ALT, (AC), for OE-NO 77 00 101 261, OE-NO 77 00 111 671, Use only with 8200603359, 8200104754	5K1750
					RR1035	CA	
					RR1035K1	CA, ⇨06/2005	
1.5 dCi	12/01-	K9K704, K9K702, K9K710	42-60	1461		ALT, (-AC), ⇨09/2005	5K1135
						ALT, AC, ⇨01/2005	5K1200
						ALT, AC, 02/2005⇨	6K1200



					RO-DRIVE™		ROFAN™
---	---	---	---	---	-----------	---	--------

## RENAULT

### KANGOO

					RR1101 RR1101K1	CA CA, ⇒08/2003	
	06/05-	K9K718	50-62	1461		ALT, (-AC), ⇒09/2005 ALT, (AC) CA	5K1135 6K1200
		K9K714, K9K718, K9K800, K9K802, K9K840	50-63	1461	RR1101 RR1101K1	ALT, (-AC) ALT, (AC) CA	5K1135 5K1200
1.6 16V, 1.6 16V 4x4, 1.6 16V bivalent	06/01-	K4M750, K4M753, K4M752	60-70	1598	RR1148 RR1148K1	ALT, (-AC) ALT, AC, Use only with 8200603359, 8200104754	5K1110 5K1750
1.9 dCi 4x4	10/01-	F9Q782, F9Q790	59	1870	RR1109 RR1109K1 RR1168	ALT, (-AC) CA, MTR-CODE F9Q 782 CA, MTR-CODE F9Q 782 CA, MTR-CODE F9Q 790	6K1125
1.9 dCi, 1.9 dCi 4x4	07/03-	F9Q790	62	1870	RR1168	ALT, (-AC) ALT, (AC) CA, MTR-CODE F9Q 790	6K1125 6K1217
1.9 dTi	02/00-	F9Q780, F9Q782	59	1870	RR1109 RR1109K1	ALT, PS, (-AC) CA MTR-CODE F9Q 780, F9Q 782	6K1125
D 55 1.9	08/97-	F8Q662	40	1870	RR1162 RR1162K1 RR1162K2	ALT ALT, WP, AC ALT, WP, PS	6K0894 6K1190 6K1400
D 65 1.9	08/97-	F8Q630, F8Q632	47	1870	RR1162 RR1162K1 RR1162K2	ALT ALT, WP, AC ALT, WP, PS	6K0894 6K1190 6K1400

### LAGUNA

1.6 16V	11/97-03/01	K4M724, K4M720	79	1598	RR1148 RR1148K1	ALT, (-AC) ALT, AC, Use only with 8200603359, 8200104754 CA CA	5K1110 5K1750
1.8	11/93-03/01	F3P720, F3P724	66	1794	RR1022 RR1022K1	ALT, PS, (-AC), MTR-CODE F3P 724, F3P 678, 11/1995⇒ ALT, PS, (-AC), MTR-CODE F3P 670, F3P 674, F3P 676 ALT, PS, (-AC), MTR-CODE F3P 720 ALT, PS, (-AC), MTR-CODE F3P 724, F3P 678, ⇒10/1995 ALT, AC ALT, PS, AC	6K1125 6K1125 6K1420 6K1420 6K1653 6K1660
	08/95-03/01	F3P678, F3P670	66	1783	RR1022 RR1022K1	ALT, PS, (-AC), (MANL-TP) ALT, PS, (-AC), (AUTOM-TP) ALT, PS, AC	6K1125 6K1420 6K1660
		F3P724, F3P720	69	1794	RR1022 RR1022K1	ALT, PS, (-AC), (MANL-TP) ALT, PS, (-AC), (AUTOM-TP) ALT, AC ALT, PS, AC	6K1125 6K1420 6K1653 6K1660
1.8 16V	04/98-03/01	F4P760	88	1783	RR1147 RR1147K1 RR1147K2	ALT, (-AC) ALT, (AC) CA CA, HOLE DIAM: 10,22 mm CA, HOLE DIAM: 17,0 mm	5K1125 5K1750
1.9 dCi	09/99-03/01	F9Q718	79	1870	RR1110 RR1110K1	ALT, WP, PS, AC	6K1795
1.9 dTi	10/97-03/01	F9Q717, F9Q716, F9Q710	72	1870	RR1109 RR1109 RR1109K1	ALT, PS, (-AC) ALT, PS, AC MTR-CODE F9Q 710, 11/2000⇒ MTR-CODE F9Q 717 MTR-CODE F9Q 710, 11/2000⇒	6K1138 6K1642





RO-DRIVE™









ROFAN™

## RENAULT

### LAGUNA

					RR1109K1 RR1168 RR1168 RR1168K1 RR1168K1 RR1168K2	MTR-CODE F9Q 717 MTR-CODE F9Q 710, ⇨10/2000 MTR-CODE F9Q 716 MTR-CODE F9Q 710, ⇨10/2000 MTR-CODE F9Q 716 MTR-CODE F9Q 710, ⇨10/2000	
2.0	11/93-03/01	F3R723, F3R722	83	1998		ALT, PS, (-AC), 11/1995⇨, MTR-CODE F3R 722, F3R 723 ALT, PS, (-AC), MTR-CODE F3R 611 ALT, PS, (-AC), ⇨10/1995, MTR-CODE F3R 722, F3R 723 ALT, PS, AC	6K1125 6K1125 6K1420 6K1660
	09/95-03/01	F3R722, F3R723	83	1998	RR1235 RR1235K1	ALT, (-AC) ALT, (-AC), (AUTOM-TP) ALT, (AC) CA CA	6K1125 6K1420 6K1660
	03/99-03/01	F3R611	80	1998	RR1235 RR1235K2	ALT, PS, (-AC), MTR-CODE F3R 611 ALT, PS, (-AC), MTR-CODE F3R 722 ALT, PS, AC MTR-CODE F3R 611,768,769 MTR-CODE F3R 611,768,769	6K1125 6K1125 6K1660
	06/95-02/01	F3R768	84	1998	RR1235 RR1235K1	ALT, (-AC), MTR-CODE F3R 768 ALT, (AC), MTR-CODE F3R 768 CA, MTR-CODE F3R 768 CA, MTR-CODE F3R 768	6K1125 6K1660
	10/98-01/01	F3R768	84	1998	RR1235 RR1235K1 RR1235K2	ALT, (-AC) ALT, (AC) CA CA CA	6K1125 6K1660
2.0 16V	06/95-03/01	N7Q700, N7Q704	102	1948	RR1145 RR1145K1 RR1147 RR1147K1 RR1291 RR1291 RR1291K1 RR1291K1	ALT ALT, AC CA, MTR-CODE N7Q 704, 12/1997⇨ CA, MTR-CODE N7Q 704, 12/1997⇨ CA, MTR-CODE F4R 780 CA, MTR-CODE F4R 780 CA, MTR-CODE N7Q 700 CA, MTR-CODE N7Q 704, ⇨12/1997 CA, MTR-CODE N7Q 700 CA, MTR-CODE N7Q 704, ⇨12/1997	6K1240 6K1610
	09/99-03/01	F4R780	103	1998	RR1147 RR1147K1	ALT, PS, AC	5K1750
2.0 16V Turbo, 2.0 GT	09/08-	F4Rt800, F4Rt811, F4R811	125-150	1998	RR1098 RR1098K2	ALT CA CA	7K1795
2.2 D	11/93-03/01	G8T794, G8T706, G8T790, G8T752	61	2188	RR1032 RR1032K1 RR1224 RR1224K1	ALT, 11/1995⇨ ALT, ⇨10/1995 ALT, AC 01/1996⇨ MTR-CODE 752,794 ⇨12/1995, MTR-CODE G8T-706, G8T-790 MTR-CODE 706,790	6K1015 6K1675 6K1950
2.2 dT	03/96-03/01	G8T760	83	2188	RR1032 RR1032K1	ALT ALT, AC	6K1015 6K1950
3.0	11/93-03/01	Z7X760, Z7X765	123	2963		ALT WP, (-AC)	4K0962 5K0775
3.0 24V	03/97-03/01	L7X701, L7X700	140	2946	RR1451	ALT, PS, AC CA	6K1605
<b>LAGUNA II</b>							
1.6 16V	02/05-	K4M716	82	1598	RR1148 RR1148K2	ALT, (-AC) ALT, AC CA CA	5K1135 5K1200
1.6 16V, 1.6 FlexFuel	06/01-10/03	K4M718	76-79	1598	RR1148 RR1148K1	ALT, (-AC) ALT, (AC) CA CA	5K1110 5K1750
1.8 16V	03/01-	F4P770, F4P774	89	1783	RR1098 RR1098K2	ALT, (AC) CA CA	6K1795
		F4P773,	85-88	1783		ALT, PS, AC	6K1795



					RO-DRIVE™		ROFAN™
---	---	---	---	---	-----------	---	--------

## RENAULT

### LAGUNA II

		F4P771, F4P774			<b>RR1098</b> <b>RR1098K1</b> <b>RR1098K2</b>	CA, MTR-CODE F4P 770, F4P 771, F4P 772, F4P 773, F4P 774 CA, MTR-CODE F4P 770, F4P 771, F4P 772, F4P 773, ⇨03/2001 CA, 04/2001⇨	
1.9 dCi	03/01-	F9Q670, F9Q750, F9Q756	88	1870	<b>RR1110</b> <b>RR1110K1</b>	ALT, (-AC) ALT, (AC), ⇨10/2003 ALT, (AC), 10/2003⇨ CA CA	<b>6K1125</b> <b>6K1795</b> <b>7K1795</b>
1.9 dCi	06/01-	F9Q752	74-77	1870	<b>RR1110</b> <b>RR1110K1</b>	ALT, (-AC) ALT, (AC) CA CA	<b>6K1125</b> <b>6K1795</b>
1.9 dCi	03/04-	F9Q759, F9Q758, F9Q664, F9Q674	68-96	1870	<b>RR1078</b> <b>RR1078K1</b>	ALT CA CA	<b>7K1795</b>
	03/01-	F9Q754, F9Q718	79	1870	<b>RR1110</b> <b>RR1110K1</b>	ALT CA CA	<b>6K1795</b>
2.0 16V	08/02-	F4R712, F4R713, F4R714, F4R715	99	1998	<b>RR1098</b> <b>RR1098K2</b>	ALT, MTR-CODE F4R 712, F4R 713 ALT, MTR-CODE F4R 714, F4R 715 CA	<b>6K1795</b> <b>7K1795</b>
	01/05-	F4R787, F4R784, F4R786	125-150	1998	<b>RR1098</b> <b>RR1098K2</b>	ALT CA CA	<b>7K1795</b>
2.0 16V IDE	04/01-	F5R700	103	1998		ALT	<b>6K1795</b>
2.0 16V, 2.0 16V Turbo	08/02-	F4R715, F4R714, F4R713, F4R712	99-120	1998	<b>RR1098</b> <b>RR1098K2</b>	ALT, (AC) CA CA	<b>6K1795</b>
2.2 dCi	10/01-	G9T707, G9T706, G9T600	102-110	2188	<b>RR1092</b> <b>RR1092K1</b>	ALT CA CA	<b>6K1775</b>
3.0 V6 24V	03/01-	L7X731	152	2946	<b>RR1451</b>	ALT, PS, AC	<b>6K1590</b>

### LAGUNA III

2.0 16V	10/07-	M4R704	103	1998		ALT	<b>6K1217</b>
2.0 16V Turbo, 2.0 GT	10/07-	F4R811	125-150	1998	<b>RR1098</b> <b>RR1098K2</b>	ALT CA CA	<b>7K1795</b>

### LOGAN

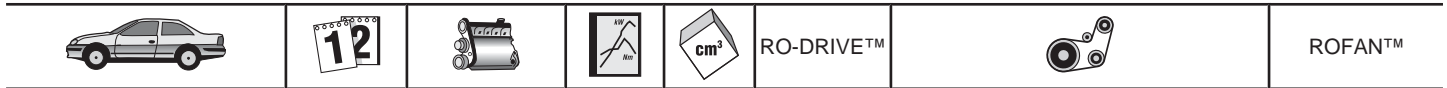
1.4	09/04-	K7J710	55	1390	<b>RR1035</b> <b>RR1035K1</b>	ALT, (-PS) ALT, (PS), (-AC) ALT, (PS), (AC) CA CA, ⇨09/2004	<b>4K0715</b> <b>5K1110</b> <b>5K1750</b>
1.6	09/04-	K7M710	64	1598	<b>RR1035</b> <b>RR1035K1</b>	ALT, (-PS) ALT, PS, AC CA CA, ⇨09/2004	<b>4K0715</b> <b>5K1750</b>

### MASTER I

28-35 2,5 D	08/89-07/98	S8U742, 8140.67.2510	55	2499	<b>RR1305</b> <b>RR1305K1</b> <b>RR1452</b> <b>RR1452K1</b>	ALT ⇨09/1990, ⇨MTR-NO 1307400 ⇨09/1990 10/1990⇨, MTR-NO 1307401⇨ 10/1990⇨	<b>1A0950</b>
28-35 2,5 TD	08/89-07/98	8140.27.2580, S9U702	72	2499	<b>RR1138</b> <b>RR1138K1</b> <b>RR1374</b>	ALT MTR-NO 1307401⇨ MTR-NO 1307401⇨ ⇨MTR-NO 1307400	<b>1A0950</b>
28-35 2.0	10/86-07/98	J5R718	58	1995	<b>RR1296</b> <b>RR1296K1</b>	PS, ⇨12/1995 ALT, ⇨12/1995 CA CA, 07/1989⇨	<b>2A0758</b> <b>2A1013</b>
	08/80-10/86	829730	59	1995	<b>RR1001</b> <b>RR1296</b>	PS, ⇨12/1995 ALT, ⇨12/1995 CA, ⇨06/1984 CA, 07/1984⇨	<b>2A0758</b> <b>2A1013</b>
28-35 2.1 D	08/80-07/98	J8S330	44	2068	<b>RR1017</b> <b>RR1017K1</b>	ALT	<b>2A1025</b>
28-35 2.4 D	08/80-08/89	8140.61.2300, S8U731	52	2445	<b>RR1305</b> <b>RR1305K1</b>	ALT	<b>1A0950</b>
30 2,2	08/80-07/98	J7T782, J7T788	67	2165		PS	<b>2A0758</b>







**RENAULT**

MASTER I

					RR1295 RR1295K1	ALT 01/1991⇒	2A1013
35 2,5 TD	08/89-07/98	8140.27.2510, 8140.27.2500, S9U714	69	2499	RR1138 RR1138K1 RR1374	ALT MTR-NO 1307401⇒ MTR-NO 1307401⇒ ⇒MTR-NO 1307400	1A0950







MASTER II

1.9 dCi 80, 1.9 dT1	09/00-	F9Q774, F9Q772	59-60	1870	RR1110 RR1110K1	ALT, (-AC) ALT, (AC) CA CA	6K1125 6K1795
2.2 dCi 90	09/00-	G9T720, G9T722, G9T750	66	2188		ALT, (-AC), (-POWER TAKE-OFF), MTR-CODE G9T720, ⇒08/2003 ALT, (-AC), (-POWER TAKE-OFF), MTR-CODE G9T722, 09/2003⇒, ⇒08 /2006 ALT, (-AC), (POWER TAKE-OFF), OE-NO 77 00 109 477, ⇒08/2003, MTR-CODE G9T720 ALT, (AC), OE-NO 77 00 109 477, ⇒08 /2003, MTR-CODE G9T720 ALT, (-AC), (POWER TAKE-OFF), OE-NO 7700109477, 09/2003⇒, ⇒08 /2006, MTR-CODE G9T722 ALT, (AC), OE-NO 7700109477, MTR-CODE G9T722, 09/2003⇒, ⇒08 /2006 ALT, (-AC), (POWER TAKE-OFF), OE-NO 82 00 466 868, MTR-CODE G9T720, ⇒08/2003 ALT, (AC), OE-NO 82 00 466 868, ⇒08 /2003, MTR-CODE G9T720 ALT, (AC), OE-NO 8200466868, 09 /2003⇒, ⇒08/2006, MTR-CODE G9T722 ALT, (-AC), (POWER TAKE-OFF), OE-NO 8200466868, 09/2003⇒, ⇒08 /2006, MTR-CODE G9T722, G9T750 ALT, (AC), (-POWER TAKE-OFF), OE-NO 8200833558, 09/2003⇒, MTR-CODE G9T750 CA CA	6K1145 6K1145 6K1795 6K1795 6K1795 6K1795 6K1795 6K1836 6K1836 6K1836 6K1836 6K1836 7K1795
2.5 D	07/98-01/01	S8U770	59	2499	RR1092 RR1092K1 RR1452 RR1452K1	ALT, AC ALT	5K1200 6K0858
2.5 dCi 120	10/01-	G9U720, G9U754	84	2463		ALT, (-AC), (-POWER TAKE-OFF), MTR-CODE G9U720, 08/2006⇒ ALT, (-AC), (POWER TAKE-OFF), 08 /2006⇒, MTR-CODE G9U754 ALT, (-AC), (POWER TAKE-OFF), MTR-CODE G9U720 ALT, (AC), (-POWER TAKE-OFF), MTR-CODE G9U720 ALT, (-AC), (POWER TAKE-OFF), OE-NO 82 00 466 868, ⇒08/2003, MTR-CODE G9U754 ALT, (AC), (-POWER TAKE-OFF), 09 /2003⇒, MTR-CODE G9U754 CA CA	6K1145 6K1795 6K1795 6K1795 6K1836 7K1795
2.8 dT1	07/98-10/01	S9W702	84	2799	RR1102 RR1102K1	ALT, AC ALT	5K1200 6K0844

MASTER III

2.5 dCi	08/06-	G9U754 G9U632	74 74-107	2464 2464	RR1092 RR1092K1	ALT, (AC) ALT, (AC) CA CA	7K1795 7K1795
2.5 dCi 100	10/03-	G9U754	73	2463	RR1092 RR1092K1	ALT, (-AC), (POWER TAKE-OFF), 08 /2006⇒, MTR-CODE G9U754 ALT, (AC), (-POWER TAKE-OFF), 09 /2003⇒, MTR-CODE G9U754 CA CA	6K1795 7K1795



					RO-DRIVE™		ROFAN™
<b>RENAULT</b>							
<b>MEGANE I (BA0/1_)</b>							
1.4	09/96-	E7J764, E7J626	55	1390		ALT PS, (-AC) PS, (AC), 06/1996⇨, ⇨06/1997 PS, (AC), 07/1997⇨	3K0715 3K0835 4K1260 4K1272
					RR1005 RR1005K1 RR1035 RR1035K1	CA, MTR-CODE E7J 764 CA, MTR-CODE E7J 764 CA, MTR-CODE E7J 626 CA, MTR-CODE E7J 626, ⇨06/2005	
1.4 16V	03/99-	K4J714, K4J750	70	1390		ALT, (-AC) ALT, AC, MTR-CODE K4J, Use only with 8200603359, 8200104754	5K1110 5K1750
					RR1148 RR1148K1		
1.4 e	01/96-	E7J764, E7J626	55	1390		ALT, ⇨02/1999 PS, (-AC) PS, (AC), 06/1996⇨, ⇨06/1997 PS, (AC), 07/1997⇨ ALT, (-AC), 03/1999⇨ PS, (AC), ⇨06/1996 ALT, (AC), 03/1999⇨, Use only with 8200603359, 8200104754	3K0715 3K0835 4K1260 4K1272 5K1110 5K1260 5K1750
					RR1005 RR1005K1 RR1035 RR1035K1	CA, MTR-CODE E7J 764 CA, MTR-CODE E7J 764 CA, MTR-CODE E7J 626 CA, MTR-CODE E7J 626, ⇨06/2005	
1.4 Eco	01/96-03/99	E7J624	52	1390		ALT PS, (-AC) PS, (AC), 06/1996⇨, ⇨06/1997 PS, (AC), 07/1997⇨ PS, (AC), ⇨06/1996	3K0715 3K0835 4K1260 4K1272 5K1260
					RR1005 RR1005K1	CA CA	
1.6	02/00-09/00	K7M704	64	1598		ALT, (-AC) ALT, (AC) CA	5K1110 5K1750
					RR1035		
1.6 16V	03/99-	K4M708, K4M700, K4M704, K4M701	79	1598		ALT, (-AC) ALT, AC, MTR-CODE K4M 700, 701, 708, Use only with 8200603359, 8200104754	5K1110 5K1750
					RR1148 RR1148K1		
1.6 e	01/96-03/99	K7M790, K7M703, K7M702	66	1598		ALT, MTR-CODE K7M 702, K7M 703, K7M 790 PS, (-AC), MTR-CODE K7M 702, K7M 703, K7M 790 PS, (AC), 06/1996⇨, ⇨06/1997, MTR-CODE K7M 702, K7M 703 PS, (AC), 06/1996⇨, MTR-CODE K7M 790 PS, (AC), 07/1997⇨, MTR-CODE K7M 702, K7M 703 PS, (AC), ⇨06/1996, MTR-CODE K7M 702, K7M 703, K7M 790	3K0715 3K0835 4K1260 4K1260 4K1272 5K1260
					RR1005 RR1005K1	CA CA	
1.6 i	01/96-03/99	K7M720	55	1598		ALT, MTR-CODE K7M 720 PS, (-AC), MTR-CODE K7M 720 PS, (AC), 06/1996⇨, ⇨06/1997, MTR-CODE K7M 720 PS, (AC), 07/1997⇨, MTR-CODE K7M 720 PS, (AC), ⇨06/1996, MTR-CODE K7M 720	3K0715 3K0835 4K1260 4K1272 5K1260
					RR1035	CA	
1.8 16V	01/01-	F4P720, F4P722	85	1783		⇨04/2001 04/2001⇨	
					RR1147 RR1147K1 RR1147K2		
1.9 D	09/96-	F8Q784	69	1870		ALT, (-AC) ALT, (AC) CA	6K1138 6K1642
					RR1168		
1.9 D Eco, 1.9 dT	01/96-	F8Q620, F8Q624	47-66	1870		ALT, PS ALT, PS, AC ⇨08/1996 ⇨08/1996 09/1996⇨, (HTD2), SEE INFO 09/1996⇨, MTR-CODE F8Q 624, SEE INFO, (HTD2)	6K1138 6K1642
					RR1013 RR1013K1 RR1172 RR1172K2		
1.9 D, 1.9 dT	09/96-	F8Q620,	47-66	1870		ALT, (-AC)	6K1138





RO-DRIVE™



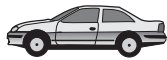
ROFAN™

**RENAULT**

MEGANE I (BA0/1\_)

		F8Q622, F8Q624, F8Q784, F8Q786, F8Q790			RR1172 RR1172K2	ALT, (AC) CA CA, MTR-CODE F8Q 786	6K1642
1.9 dCi	03/99-	F9Q732, F9Q733, F9Q738	75-77	1870	RR1168 RR1168K1 RR1168K2	ALT, PS, (-AC), ⇨03/2001 ALT, PS, AC, 04/2001⇨ ALT, PS, AC, ⇨03/2001	6K1138 6K1605 6K1642
1.9 dTi	03/97-02/01	F9Q734, F9Q730, F9Q731, F9Q736	72	1870	RR1109 RR1109 RR1109K1 RR1109K1 RR1168 RR1168 RR1168K1 RR1168K1 RR1168K2	ALT, PS, (-AC) ALT, PS, AC, MTR-CODE F9Q 730, F9Q 734 MTR-CODE F9Q 731 MTR-CODE F9Q 736, 11/2000⇨ MTR-CODE F9Q 736, 11/2000⇨ MTR-CODE F9Q 731 MTR-CODE F9Q 730, F9Q 734 MTR-CODE F9Q 736, ⇨10/2000 MTR-CODE F9Q 734 MTR-CODE F9Q 736, ⇨10/2000 MTR-CODE F9Q 730	6K1138 6K1642
		F9Q734, F9Q736, F9Q731	72	1870	RR1109 RR1109 RR1109K1 RR1109K1 RR1168 RR1168 RR1168K1 RR1168K1 RR1168K2 RR1168K2	ALT, PS ALT, PS, AC MTR-CODE F9Q 731 MTR-CODE F9Q 736, 11/2000⇨ MTR-CODE F9Q 731 MTR-CODE F9Q 736, 11/2000⇨ MTR-CODE F9Q 734 MTR-CODE F9Q 736, ⇨10/2000 MTR-CODE F9Q 734 MTR-CODE F9Q 736, ⇨10/2000 MTR-CODE F9Q 734 MTR-CODE F9Q 736, ⇨10/2000	6K1138 6K1642
	02/01-	F9Q744	59	1870	RR1109 RR1109K1	ALT, PS, (-AC), ⇨03/2001 ALT, PS, AC, 04/2001⇨ ALT, PS, AC, ⇨03/2001	6K1138 6K1605 6K1642
1.9 TDI	09/96-	F8Q784	69	1870	RR1172	ALT, (-AC) ALT, (AC) CA	6K1138 6K1642
2.0	04/97-	F3R750	84	1998	RR1235 RR1235K1	ALT, (-AC), MTR-CODE F3R 750, 04 /1997⇨ ALT, (DC ALT), MTR-CODE F3R 750, ⇨04/1997 ALT, AC, MTR-CODE F3R 750	6K1125 6K1153 6K1660
2.0 16V	03/96-	F7R710, F7R714	108	1998	RR1290	ALT, (-AC) ALT, (AC) CA	6K1125 6K1635
	01/02-08/03		102	1998	RR1147 RR1147K2	ALT, AC, MTR-CODE F5R 740 MTR-CODE F4R 746 MTR-CODE F4R 746	5K1750
	01/02-	F4R770	102	1998	RR1098 RR1098K2	ALT CA CA	7K1125
2.0 16V IDE	11/99-	F5R740	103	1998		ALT	5K1750
2.0 i	01/96-	F3R750, F3R751	84	1998	RR1235 RR1235K1	ALT, (-AC), MTR-CODE F3R 750, 04 /1997⇨ ALT, (-AC), MTR-CODE F3R 751 ALT, (DC ALT), MTR-CODE F3R 750, ⇨04/1997 ALT, AC, MTR-CODE F3R 750, F3R 751	6K1125 6K1153 6K1153 6K1660
	03/99-	F3R796, F3R791	80	1998	RR1235 RR1235K2	MTR-CODE F3R 791,796,797,798 MTR-CODE F3R 791,796,797,798	
		F3R750, F3R751	80	1998	RR1235 RR1235K2	ALT, (-AC) ALT, (AC) CA, MTR-CODE F3R 791,796,797,798 CA, MTR-CODE F3R 791,796,797,798	6K1125 6K1660
<b>MEGANE II</b>							
1.4, 1.4 16V	09/03-	K4J730, K4J740	60-72	1390		ALT, (-AC) ALT, AC, ⇨04/2005 ALT, AC, 05/2005⇨	5K1135 5K1200 6K1200





RO-DRIVE™



ROFAN™

## RENAULT

### MEGANE II

					<b>RR1148</b> <b>RR1148K1</b>		
1.5 dCi	11/02-	K9K722	60	1461		ALT, (-AC), ⇨09/2005 ALT, AC, ⇨01/2005 ALT, AC, 02/2005⇨ CA CA, ⇨08/2003	<b>5K1135</b> <b>5K1200</b> <b>6K1200</b>
	10/03-	K9K728, K9K729	74	1461	<b>RR1101</b> <b>RR1101K1</b>	ALT, (-AC), ⇨09/2005 ALT, (AC), ⇨01/2005 ALT, (-AC), 09/2005⇨, ⇨11/2007 ALT, (AC), 01/2005⇨ CA	<b>5K1135</b> <b>5K1200</b> <b>6K1200</b> <b>6K1200</b>
	05/05-	K9K732, K9K724, K9K734	63-78	1461	<b>RR1101</b>	ALT, (-AC), ⇨09/2005 ALT, (-AC), 09/2005⇨, ⇨11/2007 ALT, (AC) CA	<b>5K1135</b> <b>6K1200</b> <b>6K1200</b>
1.6	08/03-	K4M761, K4M760	83	1598	<b>RR1148</b> <b>RR1148K2</b>	ALT, (-AC), ⇨04/2006 ALT, (AC), ⇨04/2005 ALT, (AC), 05/2005⇨ CA, (-AC), 05/2006⇨ CA CA	<b>5K1135</b> <b>5K1200</b> <b>6K1200</b> <b>6K1200</b>
	09/03-	K4M768	75-77	1598	<b>RR1148</b> <b>RR1148K1</b>	ALT, ⇨04/2005 ALT, 04/2005⇨ CA CA	<b>5K1200</b> <b>6K1200</b>
1.6 16V	01/07-	K4MD812, K4M761, K4M760, K4MC813	82	1598	<b>RR1148</b> <b>RR1148K2</b>	ALT, (-AC), 12/2007⇨, MTR-CODE K4M 812 ALT, (-AC), ⇨12/2007, MTR-CODE K4M 812 ALT, (AC), MTR-CODE K4M 812 ALT, (-AC) CA CA	<b>6K1130</b> <b>6K1200</b> <b>6K1200</b> <b>5K1135</b>
1.9 dCi	03/04-	F9Q816, F9Q818, F9Q804, F9Q808, F9Q803, F9Q800, F9Q750	68-96	1870	<b>RR1078</b> <b>RR1078K1</b>	ALT, PS, AC CA CA	<b>7K1125</b>
2.0, 2.0 16V, 2.0 16V Turbo, 2.0 Renault Sport	09/03-	F4R770, F4R771, F4R774, F4R774, F4R776	99-169	1998	<b>RR1098</b> <b>RR1098K2</b>	ALT CA, MTR-CODE F4R770, F4R771 CA	<b>7K1125</b>

### MEGANE III

1.6 16V	11/08-	K4M858	81	1598	<b>RR1148</b> <b>RR1148K2</b>	ALT, MTR-CODE K4M 858 CA CA, MTR-CODE K4M 858	<b>6K1200</b>
---------	--------	--------	----	------	----------------------------------	---	---------------

### MEGANE Scenic (JA0/1..)

1.4 i	01/97-09/99	E7J764	55	1390	<b>RR1005</b> <b>RR1005K1</b>	ALT PS, (-AC) PS, (AC), 06/1996⇨, ⇨06/1997 PS, (AC), 07/1997⇨ CA CA	<b>3K0715</b> <b>3K0835</b> <b>4K1260</b> <b>4K1272</b>
1.6 e	01/97-09/99	K7M703, K7M702	66	1598	<b>RR1005</b> <b>RR1005K1</b>	ALT, MTR-CODE K7M 702, K7M 703 PS, (-AC), MTR-CODE K7M 702, K7M 703 PS, (AC), 06/1996⇨, ⇨06/1997, MTR-CODE K7M 702, K7M 703 PS, (AC), 07/1997⇨, MTR-CODE K7M 702, K7M 703 CA CA	<b>3K0715</b> <b>3K0835</b> <b>4K1260</b> <b>4K1272</b>
1.6 i	01/97-09/99	K7M720	55	1598	<b>RR1035</b>	ALT, MTR-CODE K7M 720 PS, (-AC), MTR-CODE K7M 720 PS, (AC), 06/1996⇨, ⇨06/1997, MTR-CODE K7M 720 PS, (AC), 07/1997⇨, MTR-CODE K7M 720 CA	<b>3K0715</b> <b>3K0835</b> <b>4K1260</b> <b>4K1272</b>
1.9 D	03/97-09/99	F8Q790	47	1870	<b>RR1172</b>	ALT, PS ALT, PS, AC CA	<b>6K1138</b> <b>6K1642</b>
1.9 dT	01/97-09/99	F8Q784, F8Q786	66	1870		ALT, (-AC) ALT, (AC)	<b>6K1138</b> <b>6K1642</b>





RO-DRIVE™



ROFAN™

**RENAULT**

**MEGANE Scenic (JA0/1\_)**

1.9 dTi	04/97-09/99	F9Q734, F9Q730	72	1870	RR1172 RR1172K2	CA CA, MTR-CODE F8Q 786 ALT, PS, (-AC) ALT, PS, AC	6K1138 6K1642
					RR1168 RR1168K1 RR1168K2	CA, MTR-CODE F9Q 730, F9Q 734 CA, MTR-CODE F9Q 734 CA, MTR-CODE F9Q 730, F9Q 734	
2.0 i	01/97-09/99	F3R750, F3R751	84	1998		ALT, (-AC), MTR-CODE F3R 750, 04 /1997⇒ ALT, (-AC), MTR-CODE F3R 751 ALT, (DC ALT), MTR-CODE F3R 750, ⇒04/1997 ALT, AC, MTR-CODE F3R 750, F3R 751	6K1125 6K1153 6K1153 6K1660
	01/99-09/99	F3R796	80	1998	RR1235 RR1235K1	ALT, PS ALT, PS, AC	6K1125 6K1653
					RR1235 RR1235K2		

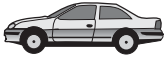





**MODUS (F/JP0\_)**

1.2, 1.2 16V, 1.2 16V Hi-Flex	12/04-	D4F740, D4F764, D4F784	48-74	1149	RR1093 RR1093K1	ALT, (AC) CA CA	7K1035
1.4	12/04-	K4J770	72	1390	RR1148 RR1148K1	ALT, (-AC) ALT, AC	5K1135 5K1200
1.5 dCi	12/04-	K9K766, K9K768	50-63	1461		ALT, (-AC), ⇒09/2005 ALT, (AC), ⇒01/2005 ALT, (-AC), 09/2005⇒, ⇒11/2007 ALT, (AC), 01/2005⇒	5K1135 5K1200 6K1200 6K1200
	05/05-	K9K764	78	1461	RR1101	ALT, (-AC), ⇒09/2005 ALT, (-AC), 09/2005⇒, ⇒11/2007 ALT, (AC) CA	5K1135 6K1200 6K1200
	05/07-		76	1461	RR1101	ALT, (-AC), ⇒11/2007 ALT, (AC) CA	6K1200 6K1200
	12/04-	K9K752	48	1461	RR1101	ALT, (-AC), ⇒09/2005, MTR-CODE K9K 752 ALT, (AC), ⇒01/2005, MTR-CODE K9K 752 ALT, (-AC), 10/2005⇒, ⇒11/2007, MTR-CODE K9K 752 ALT, (AC), 02/2005⇒, MTR-CODE K9K 752 CA, MTR-CODE K9K 752	5K1135 5K1200 6K1200 6K1200
1.6	12/04-	K4M794, K4M792	65	1598	RR1148 RR1148K2	ALT, (-AC), ⇒04/2006 ALT, (AC), ⇒04/2005 ALT, (-AC), 10/2007⇒ ALT, (-AC), 05/2006⇒, ⇒10/2007 ALT, (AC), 05/2005⇒	5K1135 5K1200 6K1130 6K1200 6K1200
		K4M790, K4M791	82	1598	RR1148 RR1148K2	ALT, (-AC), ⇒04/2006 ALT, (AC), ⇒04/2005 ALT, (-AC), 05/2006⇒ ALT, (AC), 05/2005⇒ CA CA	5K1135 5K1200 6K1200 6K1200

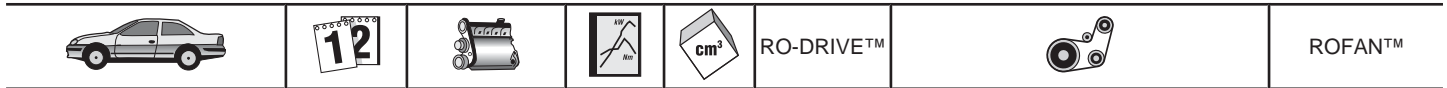
**RAPID Kasten (F40\_, G40\_)**

1.0	02/86-05/92		27	949		ALT, ⇒08/1991	1A1140
1.1	07/85-04/95	C1E760, C1E762, C1E750, C1E754, C1E752, C1E792	33	1108		PS ALT	1A0800 1A1150
1.2	09/91-03/98	C3G710, C3G712	40	1239		PS ALT	1A0800 1A1150
1.4	09/91-03/98	E7J773	54-59	1390	RR1005 RR1005K1	ALT, (-AC) ALT, (AC) PS, (-AC) AC, (-PS) PS, (AC) CA CA	1A0685 3K0715 3K0820 4K1190 4K1217



					RO-DRIVE™		ROFAN™
<b>RENAULT</b>							
<b>RAPID Kasten (F40_, G40_)</b>							
↔ 1.4 RN	09/91-08/93	E6J734	44	1390		ALT, (-AC) ALT, (AC) PS, (-AC) PS, (AC) CA CA	1A0690 3K0715 3K0815 4K1217
1.4, 1.4 KAT	07/85-08/91	C3J760, C3J702, C3J762, C3J700, C1J768, C1J780	43-44	1397	RR1005 RR1005K1	PS ALT	1A0800 1A1150
1.6 D	03/86-08/98	F8M736, F8M730, F8M720, F8M760	40	1596	RR1013 RR1013K1	ALT 01/1988⇒ 01/1988⇒	5K0884
1.9 D	09/91-03/98	F8Q776, F8Q722, F8Q724, F8Q774	47	1870	RR1162 RR1162K1 RR1318 RR1318K1	ALT, 04/1994⇔ ALT, ⇔04/1994 10/1996⇒ 10/1996⇒ ⇔09/1996 ⇔09/1996	6K0894 6K0900
	09/94-03/98	F8Q640, F8Q682	40	1870	RR1162 RR1162K1 RR1318 RR1318K1	ALT 10/1996⇒ 10/1996⇒ ⇔09/1996 ⇔09/1996	6K0894
<b>SAFRANE I (B54_)</b>							
2.0	11/92-07/96	J7R733, J7R732	77	1995	RR1296 RR1296K1	ALT, PS	1A1250
2.0 12V	04/92-07/96	J7R734, J7R735	97	1995	RR1296 RR1296K1	PS ALT, (AC) CA CA	1A1250 4K1217
2.1 dT	11/93-07/96	J8S760	65	2068	RR1017 RR1017K2	PS PS, (AC) ALT ALT, (AC)	2A0758 4K0735 4K1045 6K1733
2.2	04/92-07/96	J7T762	79-101	2165	RR1295 RR1295K1	PS ALT, (AC) CA CA	1A1250 4K1217
2.5 dT	12/92-07/96	S8U762, S8U763	83	2500	RR1217 RR1217K1	ALT AC WP, (AUTOM), 04/1993⇔ WP, (MANL), 09/1994⇔ CA CA	4K0560 5K0825 5K0925 5K0925
3.0 Biturbo 4x4, 3.0 V6, 3.0 V6 4x4	02/93-07/96	Z7X726	193	2963		PS ALT, (AC)	4K1125 6K1240
<b>SAFRANE II (B54_)</b>							
2.0 16V	07/96-12/00	N7Q710, N7Q711	100	1948	RR1145 RR1145K1 RR1291 RR1291K1	ALT ALT, AC 12/1997⇒ 12/1997⇒ ⇔12/1997 ⇔12/1997	6K1240 6K1610
2.2 dT	07/96-12/00	G8T740	83	2188	RR1032 RR1032K1	ALT ALT, AC	6K1015 6K1950
2.5 20V	07/96-12/00	N7U700, N7U701	121	2435	RR1145 RR1145K1 RR1291 RR1291K1	ALT ALT, AC 12/1997⇒ 12/1997⇒ ⇔12/1997 ⇔12/1997	6K1240 6K1610
2.9 24V	03/99-12/00	L7X713	140	2946	RR1451	ALT, PS, AC CA	6K1605
<b>SCÉNIC I (JA0/1_)</b>							
1.4 16V	09/99-08/03	K4J750, K4J714	70	1390	RR1148 RR1148K1	ALT, (-AC) ALT, AC, MTR-CODE K4J, Use only with 8200603359, 8200104754	5K1110 5K1750





**RENAULT**

**SCÉNIC I (JA0/1\_)**

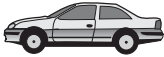





1.6 16V	09/99-08/03	K4M704, K4M700, K4M701, K4M708	79	1598	RR1148 RR1148K1	ALT, (-AC) ALT, AC, MTR-CODE K4M 700, 701, 708, Use only with 8200603359, 8200104754	5K1110 5K1750
1.8 16V	01/01-08/03	F4P722, F4P720	85	1783	RR1147 RR1147K1 RR1147K2	ALT, PS, AC ⇒04/2001 04/2001⇒	5K1750
1.9 dCi, 1.9 dCi Rx4	09/99-08/03	F9Q740	75	1870	RR1168 RR1168K1 RR1168K2	ALT, PS, (-AC) ALT, PS, AC, 04/2001⇒ ALT, PS, AC, ⇒03/2001 MTR-CODE F9Q 732, F9Q 733, F9Q 740, F9Q 748, F9Q 796 CA, MTR-CODE F9Q 732, F9Q 733, F9Q 740, F9Q 748, F9Q 796 CA	6K1138 6K1605 6K1642
1.9 dTi	09/99-08/03	F9Q734, F9Q736, F9Q731	72	1870	RR1109 RR1109 RR1109K1 RR1109K1 RR1168 RR1168 RR1168K1 RR1168K1 RR1168K2 RR1168K2	ALT, PS, (-AC) ALT, PS, AC, 04/2001⇒ ALT, PS, AC, ⇒03/2001 MTR-CODE F9Q 731 MTR-CODE F9Q 736, 11/2000⇒ MTR-CODE F9Q 736, 11/2000⇒ MTR-CODE F9Q 731 MTR-CODE F9Q 734 MTR-CODE F9Q 736, ⇒10/2000 MTR-CODE F9Q 734 MTR-CODE F9Q 736, ⇒10/2000 MTR-CODE F9Q 734 MTR-CODE F9Q 736, ⇒10/2000	6K1138 6K1605 6K1642
	02/01-08/03	F9Q744	59	1870	RR1109 RR1109K1	ALT, PS, (-AC) ALT, PS, AC, 04/2001⇒ ALT, PS, AC, ⇒03/2001	6K1138 6K1605 6K1642
2.0 16V IDE	09/99-08/03	F4R744, F4R741, F4R740	103	1998	RR1147 RR1147K1	ALT, PS, AC MTR-CODE F4R	5K1750
2.0 16V, 2.0 16V RX4	06/00-08/03	F4R740, F4R741	102	1998	RR1147 RR1147K1 RR1147K2	ALT, PS, AC ⇒04/2001 04/2001⇒	5K1750

**SCÉNIC II (JM0/1\_)**

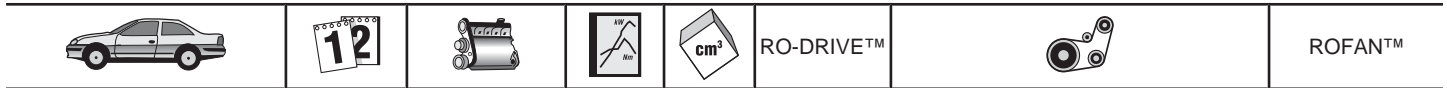
1.4	06/03-	K4J740, K4J730	72	1390	RR1148 RR1148K1	ALT, (-AC) ALT, AC	5K1135 5K1200
1.5 dCi	06/03-	K9K722	60	1461	RR1101 RR1101K1	ALT, (-AC), ⇒09/2005 ALT, (AC), ⇒01/2005 ALT, (-AC), 09/2005⇒, ⇒11/2007 ALT, (AC), 01/2005⇒ CA CA, ⇒08/2003	5K1135 5K1200 6K1200 6K1200
	11/03-	K9K729, K9K728	74	1461	RR1101	ALT, (-AC), ⇒09/2005 ALT, (AC), ⇒01/2005 ALT, (-AC), 09/2005⇒, ⇒11/2007 ALT, (AC), 01/2005⇒ CA	5K1135 5K1200 6K1200 6K1200
	05/05-	K9K724, K9K722, K9KP732, K9K732	63-78	1461	RR1101	ALT, (-AC), ⇒09/2005 ALT, (-AC), 09/2005⇒, ⇒11/2007 ALT, (AC) CA	5K1135 6K1200 6K1200
	06/03-	K4M761, K4M782	83	1598	RR1148 RR1148K2	ALT, (-AC), ⇒04/2006 ALT, (AC), ⇒04/2005 ALT, (-AC), 05/2006⇒ ALT, (AC), 05/2005⇒ CA CA	5K1135 5K1200 6K1200 6K1200
1.6	06/06-	K4M788	77	1598	RR1148 RR1148K1	ALT CA CA	6K1200
	01/07-	K4M9766, K4MC813, K4M812	82	1598	RR1148 RR1148K2	ALT, (AC) CA CA	6K1200
1.9 D, 1.9 dCi	06/03-	F9QJ803, F9Q804, F9QE804,	81-96	1870	RR1078 RR1078K1	ALT CA CA	7K1125





					RO-DRIVE™		ROFAN™
<b>RENAULT</b>							
<b>SCÉNIC II (JM0/1_)</b>							
2.0, 2.0 16V Turbo	05/04-	F9Q812 F4R776	99-120	1998	RR1098 RR1098K2	ALT CA, MTR-CODE F4R776 CA	7K1125
<b>SPORT SPIDER (EF0_)</b>							
2.0 16V	03/95-10/99	F7R710	110	1998	RR1290	ALT	6K0825
<b>SUPER 5 (B/C40_)</b>							
1.0	10/84-10/88	C1C700	30	956		PS ALT ALT, (PS) ALT, AC	1A0800 1A1140 1A1150 6K1715
1.1	10/84-10/88	C1E756, C1E760, C1E752, C1E750	33-34	1108		PS ALT	1A0800 1A1150
1.2	01/87-08/90	C1G720, C1G702, C1G722	40	1237		ALT	1A1140
1.4 Turbo	04/85-08/90	C1J782, C1J784, C1J788	88	1397		PS ALT	1A0800 2A1183
1.4, 1.4 KAT	10/84-12/96	C3J760, C3J702, C3J700	43-52	1397		PS ALT	1A0800 1A1150
1.6 D	08/85-12/96	F8M730, F8M720	40	1596	RR1013 RR1013K1	ALT, ⇨CH-NO C00000115 ALT, CH-NO C00000116⇨ 01/1988⇨ 01/1988⇨	4K0885 5K0884
1.7, 1.7 i	10/86-03/95	F2N740, F2N742, F3N717, F3N716, F3N702, F3N722	54-69	1721	RR1022 RR1022K1 RR1417 RR1417K1	ALT, PS 01/1988⇨ MTR-NO C016386⇨ ⇨12/1987 ⇨MTR-NO C016385	6K1145
<b>THALIA (LB0/1/2_)</b>							
1.2 16V	04/02-	D4F712	55	1149	RR1093 RR1093K1	ALT PS AC, (-PS) AC, (PS) CA CA	3K0740 4K0905 4K0925 4K1538
1.4	08/00-	K7J700	55	1390	RR1035 RR1035K1	ALT, MTR-CODE E7J 780 PS, (-AC), MTR-CODE E7J 780 PS, (AC), MTR-CODE E7J 780 CA CA, ⇨06/2005	3K1038 4K0995 4K1237
1.4 16V	08/00-	K4J712	72	1390	RR1148 RR1148K1	ALT, (-AC) ALT, AC, Use only with 8200603359, 8200104754 MTR-CODE K4J712 MTR-CODE K4J712	5K1110 5K1750
1.5 dCi	04/02-	K9K700	48	1461	RR1101 RR1101K1	ALT, (-AC), ⇨09/2005 ALT, AC, ⇨01/2005 ALT, AC, 02/2005⇨ CA CA, ⇨08/2003	5K1135 5K1200 6K1200
	06/01-	K9K702	50-60	1461	RR1101 RR1101K1	ALT, (-AC), ⇨09/2005 ALT, (AC), ⇨01/2005 ALT, (-AC), 09/2005⇨, ⇨11/2007 ALT, (AC), 01/2005⇨ CA CA, ⇨08/2003	5K1135 5K1200 6K1200 6K1200
	06/05-	K9K740	47	1461	RR1101	ALT, (-AC), 12/2007⇨ ALT, (-AC), ⇨12/2007 ALT, (AC) CA	6K1130 6K1200 6K1200
1.6 16V	04/02-	K4M740	79	1598	RR1148 RR1148K1	ALT, (-AC) ALT, AC	5K1110 5K1750
<b>TRAFIC</b>							
1.4	03/80-04/89	C1J700, 847700, 847701	35	1397		ALT, MTR-CODE 841 ALT, CH-NO TA, MTR-CODE 841 ALT, MTR-CODE 847	1A1013 1A1025 1A1225
1.6	01/83-06/86	A1M707, 841705, A1M708	48	1647		ALT, MTR-CODE 841 ALT, CH-NO TA, MTR-CODE 841 ALT, MTR-CODE 847	1A1013 1A1025 1A1225

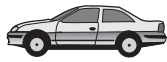




**RENAULT**

TRAFFIC							
1.7	06/86-04/89	F1N724	50	1721	RR1022 RR1022K1 RR1417 RR1417K1	01/1988⇨ 01/1988⇨ ⇨12/1987 ⇨12/1987	
	05/89-08/94	F1N720	50	1721	RR1022 RR1022K1		
1.9 D	06/97-03/01	F8Q606	44	1870	RR1172 RR1172K2	ALT CA CA	6K1138
2.0	03/80-12/86	829720, 829721	63	1995	RR1001 RR1296	ALT CA, ⇨MTR-NO 376907, MTR-CODE 829 CA, MTR-NO 376908⇨, MTR-CODE 829	1A1000
2.0 [RWD]	05/89-10/97	J5R726	59	1995	RR1296	ALT CA	1A1000
2.0, 2.0 4x4	06/86-08/90	J5R716, J5R726, J5R722	59	1995	RR1296	ALT CA, MTR-CODE J5R	2A1013
2.1 D, 2.1. D [RWD], 2.1 D 4x4	03/80-10/97	852750, 852720, J8S758, J8S620,	43-47	2068	RR1017 RR1017K1	ALT	2A1013
2.2 4x4	05/89-06/94	J7T780	70	2165	RR1295 RR1296K1	PS	2A0758
						ALT PS	1A1000 2A0758
2.2, 2.2 4x4	05/89-06/94	J7T780, J7T600	70-74	2165	RR1295 RR1295K1	01/1991⇨	
						PS ALT	2A0758 2A1013
2.5 D	03/80-04/89	S8U722, S8U720, 8140.61.240	51	2445	RR1305 RR1305K1	ALT ⇨MTR-NO 1307400	1A0950
2.5 D, 2.5 D 4x4	05/89-03/01	8140.67.2500, 8140.67.2580, S8U758, S8U752, S8U750, 8140.67.2550	51-55	2499	RR1305 RR1305K1 RR1452 RR1452K1	ALT ⇨09/1990, ⇨MTR-NO 1307400 ⇨MTR-NO 1307400 10/1990⇨, MTR-NO 1307401⇨ MTR-NO 1307401⇨	1A0950
TRAFFIC II							
1.9 dCi 80, 1.9 dCi 100	03/01-	F9Q760, F9Q762	60-74	1870	RR1110 RR1110K1	ALT, (-AC), (-POWER TAKE-OFF)	5K1125
						ALT, (AC)	6K1795
2.0	03/01-	F4R720	88	1998	RR1098	ALT, (-AC), (POWER TAKE-OFF)	6K1830
						CA, MTR-CODE F9Q760, F9Q762 CA, MTR-CODE F9Q760, F9Q762	
2.0, 2.0 16V	03/01-	F4R720, F4R722, F4R820	86-88	1998	RR1098	ALT, (-AC)	5K1125
						ALT, (AC) CA	6K1795 6K1195
2.5 dCi 135	03/01-	G9U730	99	2463	RR1092 RR1092K1	ALT, (-AC), (-POWER TAKE-OFF)	6K1153
						ALT, (AC) CA CA	6K1795
2.5 dCi 145	08/06-	G9U630	107	2464	RR1092 RR1092K1	ALT, (AC) CA CA	7K1795
TWINGO							
1.2	03/93-10/96	C3G702, C3G700	40	1239		ALT, WP, (-AC) ALT, WP, (AC) AC	1A1150 4K1165 5K0900
	05/96-	D7F701, D7F700, D7F703, D7F702, D7F704, D7F698	43	1149		ALT, 04/2000⇨, MTR-CODE D7F 701, D7F 702	3K0740
						ALT, ⇨04/2000, MTR-CODE D7F 701, D7F 702	4K0735
						PS, (-AC), MTR-CODE D7F 702	4K0905





RO-DRIVE™



ROFAN™

## RENAULT


**TWINGO**

		D7F702, D7F704, D7F700						
		D7F701, D7F700, D7F703, D7F702, D7F704, D7F701	43	1149			AC, 04/2000⇒	<b>4K0925</b>
		D7F701, D7F700, D7F703, D7F702, D7F704, D7F702	43	1149			PS, (AC), MTR-CODE D7F 702	<b>4K1538</b>
		D7F701, D7F700, D7F703, D7F702, D7F704, D7F703	43	1149			AC, ⇒04/2000	<b>5K0915</b>
		D7F701, D7F700, D7F703, D7F702, D7F704, D7F704	43	1149	<b>RR1014</b>	CA		
		D7F701, D7F700, D7F703, D7F702, D7F704, D7F705	43	1149	<b>RR1014K1</b>	CA		
		D7F701, D7F700, D7F703, D7F702, D7F704, D7F706	43	1149			ALT, MTR-CODE C3G ALT, (AC), MTR-CODE C3G AC, MTR-CODE C3G	<b>1A1155</b> <b>4K1165</b> <b>5K0900</b>
	03/07-	D7F800	43	1149	<b>RR1014</b> <b>RR1014K1</b>	CA CA		
1.2 16V	01/01-	D4F708, D4F704, D4F702	44-55	1149	<b>RR1093</b> <b>RR1093K1</b>	ALT AC CA CA		<b>3K0740</b> <b>4K0925</b>
1.2 16V, 1.2 Turbo	03/07-	D4F772	56-74	1149	<b>RR1093</b> <b>RR1093K1</b>	ALT, (AC) CA CA		<b>7K1035</b>
1.5 dCi	03/07-	K9K740	47	1461	<b>RR1101</b>	ALT ALT		<b>6K1200</b>
1.6 RS	05/08-	K4M754, K4M854	98	1598	<b>RR1148</b>	ALT CA		<b>6K1200</b>

## VEL SATIS (BJO\_)

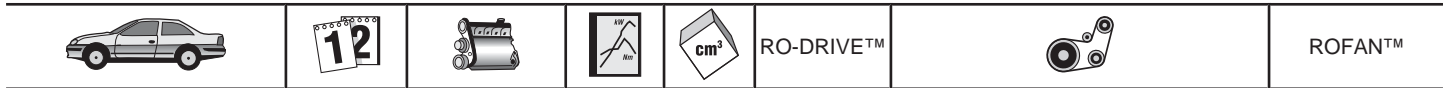
2.0 16 V Turbo	04/04-	F4R766, F4R767	125	1998	<b>RR1098</b> <b>RR1098K2</b>	ALT CA, MTR-CODE F4R766, F4R767 CA		<b>7K1795</b>
2.0 16V Turbo	06/02-	F4R762, F4R763	120	1998	<b>RR1098</b> <b>RR1098K2</b>	ALT CA CA		<b>6K1795</b>
2.2 dCi	06/02-	G9T600, G9T606, G9T700	85-110	2188	<b>RR1092</b> <b>RR1092K1</b>	CA CA		
3.0 dCi	06/02-	P9X701	130	2958		ALT		<b>6K1920</b>
3.5, 3.5 V6	06/02-	V4Y701, V4Y711, V4Y715	170-177	3498		AC ALT		<b>4K0775</b> <b>6K1100</b>

## ROVER


**100 (XP)**

111, 111 C/L/S	03/90-	11K2A, 11K2D	44	1119		ALT ALT, (CARBURETOR)		<b>4K0735</b> <b>4K0775</b>
114	03/97-10/98	14K4F	75	1396	<b>RR1150</b> <b>RR1320</b> <b>RR1320K1</b>	ALT (MECH-TP) MTR-CODE 14K4		<b>4K0735</b>
114 D	10/92-12/94	TUD3	38	1361	<b>RR1319K1</b>			
114 Gsi, 116 GTI 16V	03/90-12/98	14K4C, 14K4D,	69-76	1396		ALT		<b>4K0735</b>

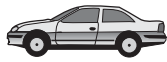




## ROVER

100 (XP)						
		14K4F			RR1320 RR1320K1	CA, (MECH-TP) CA
114, 114 GTI/GT 16V KAT, 114 S/L/GTA	03/90-	14K2D, 14K2A	55-66	1396		ALT ALT, (CARBURETOR)
115 D	12/94-12/98	TUD5	42	1527		ALT ALT, PS
					RR1189 RR1189K1	
200						
213 S	09/85-09/89	EV2	54	1342		ALT, (-AC), ⇨MTR-NO EV21240801 ALT, (AC) ALT, (-AC), MTR-NO EV21240802⇨
214	09/93-10/95	14K2A, 14K2D	55	1396		PS ALT, (-AC) ALT, (AC)
214 GSi/Si	12/92-10/95	14K4C, 14K4D, 14K4F	66-76	1396	RR1320	(16V) PS ALT, (-AC) ALT, (AC)
214 i	11/95-03/00	14K2F	55	1396	RR1320 RR1320K1	(16V) PS ALT ALT, AC
214 Si	11/95-03/00	14K4F	76	1396	RR1150 RR1150K1 RR1320 RR1320K1	(16V), MTR-NO 14K4FK76646038⇨, 14K4FF77655218⇨, 16K4FK79654923⇨, 16K4FK80655077⇨ (16V), ⇨MTR-NO 14K4FK76646037, 14K4FF77655217, 16K4FK79654922, 16K4FK80655076 (16V), MTR-NO 14K4FK76646038⇨, 14K4FF77655218⇨, 16K4FK79654923⇨, 16K4FK80655077⇨ (16V), ⇨MTR-NO 14K4FK76646037, 14K4FF77655217, 16K4FK79654922, 16K4FK80655076 (16V), ⇨MTR-NO 14K4FK76646037, 14K4FF77655217, 16K4FK79654922, 16K4FK80655076
216 Si	11/95-03/00	16K4F	82	1588	RR1150 RR1150K1 RR1320 RR1320K1	PS ALT ALT, AC (16V), (AUTOM-TP), MTR-NO 16K4FK79654923⇨, 16K4FK80655077⇨, 09/1998⇨ (AUTOM-TP), 09/1998⇨ (16V), (MECH-TP), ⇨MTR-NO 16K4FK79654922, 16K4FK80655076, ⇨08/1998 (MECH-TP), ⇨08/1998
216, 216 GSi, 216 GTI	10/89-06/99	D16A7, D16A8, D16Z2	82-90	1590		PS, (SOHC) PS, (DOHC) ALT, ⇨CH-NO 605481 ALT, CH-NO 605482⇨ AC, 10/1992⇨ AC, ⇨10/1992
216, 216 Vitesse	03/85-09/89	16H	61-75	1598	RR1281 RR1419	(DOHC) ALT, (-AC), MTR-NO A54A104747⇨, A55A101324⇨, A56A100144⇨, B08A101310⇨ ALT, (-AC), ⇨MTR-NO A54A104746, A55A101323, A56A100143, B08A101309 ALT, (AC)
218 D, 218 TD	09/91-10/95		52-65	1905		VACP PS ALT





RO-DRIVE™



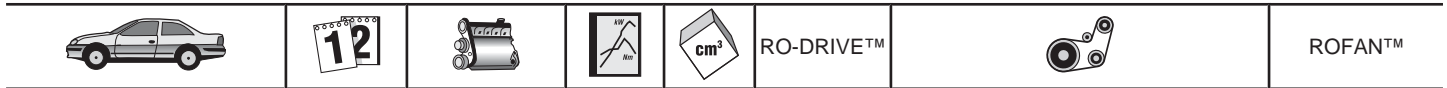
ROFAN™

**ROVER**

<b>200</b>					<b>RR1004</b> <b>RR1004K1</b> <b>RR1004K2</b>	11/1992⇒, MTR-CODE D9B ⇒10/1992	
218 K Vi	11/95-03/00	18K4K	107	1796		PS ALT ALT, AC	<b>3K0750</b> <b>5K0736</b> <b>5K1145</b>
220 D/SD	11/95-03/00	20T2R	63-77	1994	<b>RR1096</b> <b>RR1097</b> <b>RR1158</b>	ALT, (-AC) ALT, (AC) INJP, CH-NO YD471565⇒ CA, CH-NO YD471565⇒ CA, ⇒CH-NO YD471564	<b>6K1185</b> <b>6K1460</b>
220 Gsi, 220 GTI, 220 Turbo	01/93-06/99	20T4H, 20T4G	100-147	1994		ALT	<b>5K1165</b>
220 Gti, 220 Turbo	09/91-06/99	20M4F	103-147	1994		ALT, ⇒10/1992 ALT, 10/1992⇒	<b>5K1145</b> <b>5K1165</b>
<b>2000-3500 (SD1)</b>							
2000	10/82-10/86		74	1994		ALT PS	<b>1A0925</b> <b>1A1100</b>
2600 S	10/82-10/86	13C, 12C	93	2597		ALT PS AC	<b>1A0935</b> <b>1A0975</b> <b>3A1075</b>
3500	06/76-10/86	39A, 38A	115	3528		ALT, (AC) PS AC ALT	<b>1A1125</b> <b>3A0850</b> <b>3A1075</b> <b>3A1175</b>
3500 Vitesse	10/82-10/86	31A, 30A	142	3528		ALT PS ALT, AC	<b>1A1125</b> <b>3A0850</b> <b>3A1175</b>
<b>25 (RF)</b>							
1.1 16V	01/04-	11K4F	55	1119	<b>RR1150</b> <b>RR1150K1</b>	PS ALT, (-AC) ALT, (AC), ⇒CH-NO YD471564 ALT, (AC), CH-NO YD471565⇒ CA CA	<b>3K0750</b> <b>5K0736</b> <b>5K1145</b> <b>5K1165</b>
1.4 16V	10/99-	14K4M	62-76	1396	<b>RR1150</b> <b>RR1150K1</b> <b>RR1320</b> <b>RR1320K1</b>	PS ALT, (-AC) ALT, AC, ⇒CH-NO YD471564 ALT, AC, CH-NO YD471565⇒ (AUTOM-TP) (AUTOM-TP) (MECH-TP)	<b>3K0750</b> <b>5K0736</b> <b>5K1145</b> <b>5K1165</b>
1.6 16V	10/99-	16K4F	80	1588	<b>RR1150</b> <b>RR1150K1</b> <b>RR1320</b> <b>RR1320K1</b>	PS ALT, (-AC) ALT, (AC), ⇒CH-NO YD471564 ALT, (AC), CH-NO YD471565⇒ (AUTOM-TP), MTR-NO 16K4FL34-149203⇒ (AUTOM-TP), MTR-NO 16K4FL34-149203⇒ (MECH-TP), ⇒MTR-NO 16K4FL34-149202 (MECH-TP), ⇒MTR-NO 16K4FL34-149202	<b>3K0750</b> <b>5K0736</b> <b>5K1145</b> <b>5K1165</b>
1.8 16V	10/99-	18K4F	85	1796	<b>RR1150</b> <b>RR1150K1</b> <b>RR1320</b> <b>RR1320K1</b>	PS ALT, (-AC) ALT, (AC), ⇒CH-NO YD471564 ALT, (AC), CH-NO YD471565⇒ (AUTOM-TP), MTR-NO 16K4FL34-149203⇒ (AUTOM-TP), MTR-NO 16K4FL34-149203⇒ (MECH-TP), ⇒MTR-NO 16K4FL34-149202 (MECH-TP), ⇒MTR-NO 16K4FL34-149202	<b>3K0750</b> <b>5K0736</b> <b>5K1145</b> <b>5K1165</b>
	02/00-	18K4K	107	1796		PS ALT ALT, AC	<b>3K0750</b> <b>5K0736</b> <b>5K1145</b>
2.0 iDT	10/99-	20T2N	74	1994	<b>RR1096</b> <b>RR1097</b> <b>RR1158</b>	ALT, (-AC) ALT, (AC) INJP, CH-NO YD471565⇒ CA, CH-NO YD471565⇒ CA, ⇒CH-NO YD471564	<b>6K1185</b> <b>6K1460</b>
<b>400</b>							
1.6 i	05/94-11/98	D16Z2	82	1590		PS ALT, ⇒CH-NO 605481	<b>3K0750</b> <b>3K0760</b>



**ROVER**

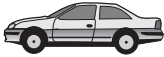







## ROVER

400 ↺

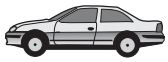
						ALT, CH-NO 605482⇒ AC	<b>3K0785</b> <b>3K0815</b>
					<b>RR1320K1</b>		
		D16A8	90	1590		PS ALT, ⇒CH-NO 605481 ALT, CH-NO 605482⇒ AC	<b>3K0750</b> <b>3K0760</b> <b>3K0785</b> <b>4K0810</b>
					<b>RR1281</b>		
1.8 i	06/96-11/98	18K4K	107	1796		PS ALT ALT, AC	<b>3K0750</b> <b>5K0736</b> <b>5K1145</b>
1.8 TD	09/93-11/98	XUD7TE	65	1769		VACP PS ALT	<b>1A0505</b> <b>1A0715</b> <b>5K0698</b>
					<b>RR1004</b> <b>RR1004K1</b>		
2.0 i	05/94-11/98	20T4H	100	1994		ALT, ⇒12/1995	<b>5K1165</b>
414	01/93-04/95	14K4C	70	1396	<b>RR1320K1</b>	MTR-CODE 14K4	
	03/96-12/97	14K2F	55	1396		PS ALT, (-AC) ALT, (AC), ⇒CH-NO YD471063 ALT, (AC), CH-NO YD471564⇒	<b>3K0750</b> <b>5K0736</b> <b>5K1145</b> <b>5K1200</b>
414 GSI/SI, 414 GSI/SI KAT	04/90-04/95	14K4C, 14K4D, 14K4F	66-76	1396		PS ALT, (-AC) ALT, (AC) (16V)	<b>3K0750</b> <b>4K0735</b> <b>5K1145</b>
					<b>RR1320</b> <b>RR1320K1</b>		
414 Si	05/95-03/00	14K4F	76	1396		PS ALT, (-AC), ⇒02/1996 ALT, (-AC), 03/1996⇒ ALT, (AC), ⇒CH-NO YD471063 ALT, (AC), CH-NO YD471064⇒	<b>3K0750</b> <b>4K0735</b> <b>5K0736</b> <b>5K1145</b> <b>5K1200</b>
					<b>RR1150</b> <b>RR1150K1</b> <b>RR1320</b> <b>RR1320K1</b>	CA, CH-NO 646037, 655217⇒ CA, CH-NO 646037, 655217⇒ CA, ⇒CH-NO 646036, 655216 CA, ⇒CH-NO 646036, 655216	
416 GSI	04/90-04/95	D16Z2	82-90	1590		PS, (DOHC) ALT, ⇒CH-NO 605481 ALT, CH-NO 605482⇒ AC, 10/1992⇒ AC, ⇒10/1992	<b>1A0935</b> <b>3K0760</b> <b>3K0785</b> <b>4K0810</b> <b>4K0875</b>
					<b>RR1281</b>	(DOHC)	
416 Si	05/95-03/00	16K4F	82	1588		PS ALT ALT, AC	<b>3K0760</b> <b>5K0736</b> <b>5K1145</b>
					<b>RR1150</b> <b>RR1150K1</b> <b>RR1320</b> <b>RR1320K1</b>	MTR-CODE 16K4F, MTR-NO 79654923⇒, 09/1998⇒, (AUTOM-TP) MTR-CODE 16K4F, MTR-NO 79654923⇒, (AUTOM-TP), 09/1998⇒ MTR-CODE 16K4F, ⇒MTR-NO 79654922, ⇒08/1998, (MANL-TP) MTR-CODE 16K4F, ⇒MTR-NO 79654922, ⇒08/1998, (MANL-TP)	
		D16Y2	83	1590		ALT, ⇒CH-NO AD605481 ALT, CH-NO AD605482⇒ PS, ⇒CH-NO AD250028 AC, CH-NO AD250029⇒ PS, CH-NO AD250029⇒ CA, MTR-CODE D16B2 CA, MTR-CODE D16B2 CA	<b>4K0760</b> <b>4K0785</b> <b>4K0810</b> <b>4K0825</b> <b>4K0870</b>
					<b>RR1216</b> <b>RR1216K1</b> <b>RR1320</b>		
418 D, 418 TD	09/91-04/95	XUD7TE	49-65	1905		VACP PS ALT	<b>1A0505</b> <b>1A0715</b> <b>5K0698</b>
					<b>RR1004</b> <b>RR1004K1</b> <b>RR1004K2</b>	11/1992⇒, MTR-CODE D9B ⇒10/1992	
420 D, 420 Di	05/95-03/00	20T2N, 20T2R	63-77	1994		ALT, (-AC) ALT, (AC) INJP, CH-NO YD471565⇒ CA, CH-NO YD471565⇒ CA, ⇒CH-NO YD471564	<b>6K1185</b> <b>6K1460</b>
					<b>RR1096</b> <b>RR1097</b> <b>RR1158</b>		
420 GSI/SLI/GTI/Vite, 420 Si Lux, 420 Turbo	01/93-03/00	20T4G, 20T4H	100-147	1994		ALT	<b>5K1165</b>
420 GTI/GSI/Vitesse	02/92-04/95	20M4F	103	1994		ALT, ⇒10/1992 ALT, 10/1992⇒	<b>5K1145</b> <b>5K1165</b>
420 Si Lux	12/95-03/00	20T4H	100	1994		ALT ALT, AC	<b>5K1165</b> <b>5K1450</b>



						RO-DRIVE™		ROFAN™
<b>ROVER</b>								
<b>45 (RT)</b>								
↙ 1.4	02/00-	14K4F	76	1396		PS ALT, (-AC) ALT, (AC), ⇨CH-NO YD471564 ALT, (AC), CH-NO YD471565⇨		3K0750 5K0736 5K1145 5K1165
					RR1150 RR1150K1 RR1320 RR1320K1	(AUTOM-TP) (AUTOM-TP) (MECH-TP) (MECH-TP)		
1.6	02/00-	16K4F	80	1588		PS ALT, (-AC) ALT, (AC), ⇨CH-NO YD471564 ALT, (AC), CH-NO YD471565⇨		3K0750 5K0736 5K1145 5K1165
					RR1150 RR1150K1 RR1320 RR1320K1	(AUTOM-TP) (AUTOM-TP) (MECH-TP) (MECH-TP)		
1.8	02/00-	18K4F	86	1796		PS ALT, (-AC) ALT, (AC), ⇨CH-NO YD471564 ALT, (AC), CH-NO YD471565⇨		3K0750 5K0736 5K1145 5K1165
					RR1150 RR1150K1	(AUTOM-TP) (AUTOM-TP)		
2.0 iDT	02/00-	20T2N	74	1994		ALT, (-AC) ALT, (AC) INJP, CH-NO YD471064⇨ CA, CH-NO YD471064⇨ CA, ⇨CH-NO YD471063		6K1185 6K1460
					RR1096 RR1097 RR1158			
2.0 V6	02/00-	20K4F	110	1997		ALT, (AC)		6K1560
<b>600 (RH)</b>								
618 i/Si	03/96-02/99	F18A3	85	1850		PS ALT ALT, AC		4K1070 5K0962 5K1100
					RR1262 RR1262K1 RR1263 RR1263K1	BS BS CA CA		
620 i, 620 Si	08/93-02/99	F20Z1, F20Z2	85-96	1997		PS ALT, (-AC) ALT, (AC)		4K1070 5K0950 5K1100
					RR1262 RR1262K1 RR1263 RR1263K1	BS BS CA CA		
620 Sdi	12/94-02/99	20T2N	77	1994		ALT, 01/1995⇨ ALT, AC, 01/1995⇨		6K1180 6K1460
					RR1158			
620 Ti Vitesse	07/94-02/99	20T4G	147	1994		ALT		5K1165
623 Si	08/93-02/99	H23A3	116	2259		PS ALT, (-AC) ALT, (AC)		4K1070 5K0950 5K1110
					RR1262 RR1262K1	BS BS		
<b>75 (RJ)</b>								
1.8, 1.8 Turbo	02/99-	K1.8	88-110	1796		PS ALT, (-AC) ALT, AC, OE-NO GMB51145 ALT, AC, OE-NO GMB51202		3K0735 5K0736 5K1145 5K1200
					RR1150 RR1150K1			
2.0 CDT	02/99-	M47R	85	1950		AC ALT		5K0875 5K2030
2.0 V6	02/99-	20K4F	110	1997		ALT, (AC)		6K1560
2.5 V6	02/99-	KV6, 25K4F	129-130	2497		ALT, (AC)		6K1560
<b>800</b>								
820 16 V I/Si, 820e	10/86-10/91	20HD, 20HS	88-103	1994		ALT, (AC), ⇨10/1988 ALT, (-AC)		5K1165 5K1200
820 16V Turbo, 820 I/Si	01/92-02/99	T16, 20T4H	100-132	1996		ALT ALT, AC		5K1165 6K1413
820 i/Si, 820 Si	10/88-12/91	20HD, 20HDM16	98-103	1994		ALT, (-AC)		5K1200
825 D/SD	01/90-02/99	4924SHIRG, 425SL1RR	87	2500		WP ALT, (AC)		1A0740 5K1788
825 Si, 825 Si Lux	04/96-02/99	25K4F	129	2497		ALT, (AC)		6K1560
825 Si/Sterling	10/86-10/88	C25A1, C25A2	110-127	2494		PS AC		1A1050 4K0915
827 24V, 827 24V I/Si/KAT, 827 Si/Sterling,	10/88-02/99	C27A1, C27A2	124-130	2675		PS AC		1A1075 4K0915







RO-DRIVE™



ROFAN™

### ROVER

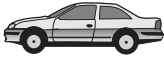





800

827 Vitesse

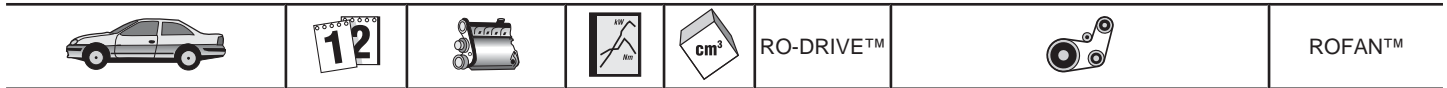
**CABRIOLET (XW)**

1.6	04/90-02/96	D16Z2	82	1590		PS ALT, ⇨CH-NO AD 605481 ALT, CH-NO AD 605482⇨ AC	1A0888 3K0765 3K0785 4K0815	
214 1.4, 214 1.4i 16V	04/90-11/99	14K4C, 14K4D, 14K4C	66-76	1396	RR1320 RR1320K1	PS ALT, (-AC) ALT, (AC) CA CA	3K0750 4K0735 5K1145	
216 1.6i	01/92-11/99	D16A8	90	1590	RR1281 RR1320	PS, ⇨12/1996 ALT, ⇨CH-NO AD605481 ALT, CH-NO AD605481⇨, ⇨12/1996 AC, 10/1992⇨, ⇨12/1996 AC, ⇨09/1992 (DOHC), (HONDA-ENGINE) 01/1995⇨, (DOHC), (K-SERIES-ENGINE)	1A0935 3K0760 3K0785 4K0810 4K0875	
216 1.6i 16V	01/96-11/99	16K4F	82	1588	RR1150 RR1150K1 RR1320 RR1320K1	PS ALT, ⇨CH-NO AD605481, ⇨02/1996 ALT, CH-NO AD605482⇨, ⇨02/1996 AC, ⇨02/1996 ALT, (-AC), 03/1996⇨ ALT, (AC), 03/1996⇨ CA, (16V), (AUTOM-TP), MTR-NO 16K4FK79654923⇨, 16K4FK80655077⇨, 09/1998⇨ CA, (AUTOM-TP), 09/1998⇨ CA, (16V), (MECH-TP), ⇨MTR-NO 16K4FK79654922, 16K4FK80655076, ⇨08/1998 CA, (MECH-TP), ⇨08/1998	3K0750 3K0760 3K0785 4K0810 5K0736 5K1145	
<b>COUPE</b>								
1.6 16 V	03/96-11/99	16K4F	82	1588	RR1320 RR1320K1	PS ALT, (-AC) ALT, (AC) CA, (MECH-TP) CA, (MECH-TP)	3K0750 5K0736 5K1145	
1.8 16 V	03/96-11/99	18K4K	107	1795		PS ALT ALT, AC	3K0750 5K0736 5K1145	
<b>MAESTRO</b>								
1.6	09/90-01/95		63	1598	RR1419			
<b>MINI MK I</b>								
1000	01/92-06/93	99HD81	30	999		ALT	1A0825	
1300	01/91-	12A2A, 12A2D, 12A2L, 12A2E	39-46	1273		ALT	1A0825	
	09/92-	12A2B, 12A2E	37-46	1273		ALT, (AUTOM) ALT ALT, (MANL)	1A0813 1A0825 1A0838	
<b>MONTEGO</b>								
2.0 GTi	10/88-10/91		86	1994	RR1012	PS ALT, ⇨06/1991 ALT, 07/1991⇨ CA	1A0750 4K0890 5K0890	
2.0 GTi/LXi	12/90-12/93	20H	75	1996	RR1012	PS, MTR-CODE A30,A50,A51, A88,B69 PS, MTR-CODE A32,B43,B49,B55, B59,B60,B63,B78 ALT ALT	1A0700 1A0750 4K0890 5K1000	
2.0 Turbo-D	01/93-12/93	BB	60	1996		ALT, ø68 ALT, ø83 PS	1A0925 1A0935 5K0790	
<b>STREETWISE</b>								
1.4	08/03-	14K4F, 14K4M	62-76	1396	RR1150 RR1150K1 RR1320 RR1320K1	PS ALT, (-AC) ALT, (AC), ⇨CH-NO YD471564 ALT, (AC), CH-NO YD471565⇨ (AUTOM-TP) (AUTOM-TP) (MECH-TP) (MECH-TP)	3K0750 5K0736 5K1145 5K1165	
2.0 TD	08/03-	20T2N	74	1994	RR1096	ALT, (-AC) ALT, (AC) INJP, CH-NO YD471565⇨	6K1185 6K1460	



						RO-DRIVE™		ROFAN™
<b>ROVER</b>								
<b>STREETWISE</b>								
						RR1097	CA, CH-NO YD471565⇒	
						RR1158	CA, ⇒CH-NO YD471564	
<b>SAAB</b>								
<b>90</b>								
2.0	08/84-08/87	B20I	74	1985		ALT		1A0975
<b>900 I</b>								
2.0 -16, 2.0 Turbo-16, 2.0 Turbo-16 S, 2.0 Turbo-16 S KAT	11/85-06/94	B202I, B202L, B202XL	93-129	1985		PS, CH-NO J3040029⇒ ALT, 2X PS, ⇒CH-NO J3040028 AC, CH-NO G2024752⇒ AC, ⇒CH-NO G2024751		1A0825 1A0975 1A1175 3A1175 3A1200
2.0 c, 2.0 i	09/79-08/90	B201XC, B20, B120, B201XI	74-85	1985		PS, CH-NO K3010694⇒, K7015708⇒ ALT, ⇒08/1984 ALT, 2X, 09/1984⇒ PS, CH-NO C1022812⇒, C2008120⇒, C3007693⇒, C6002219⇒ PS, ⇒CH-NO C1022811, C2008119, C3007692, C6002218 AC, CH-NO G3014892⇒, H7004142⇒ AC, ⇒CH-NO G2024751, G3014891, H7004141		1A0825 1A0975 1A0975 1A1175 1A1250 3A1175 3A1200
2.0, 2.0 -16, 2.0 S Turbo-16, 2.0 Turbo, 2.0 Turbo-16 , 2.0 Turbo-16 S, 2.0 Turbo-16 S KAT	09/85-06/94	B201, B202I, B201XL, B202XL	81-129	1985		PS, CH-NO K3010694⇒, K7015708⇒ ALT, 2X PS, CH-NO C1022812⇒, C2008120⇒, C3007693⇒, C6002219⇒ PS, ⇒CH-NO C1022811, C2008119, C3007692, C6002218 AC, CH-NO G3014892⇒, H7004142⇒ AC, ⇒CH-NO G2024751, G3014891, H7004141		1A0825 1A0975 1A1175 1A1250 3A1175 3A1200
2.1 -16	08/90-06/94	B212I	100	2119		PS, CH-NO J3040029⇒ ALT, 2X PS, ⇒CH-NO J3040028 AC, CH-NO G2024752⇒ AC, ⇒CH-NO G2024751		1A0825 1A0975 1A1175 3A1175 3A1200
<b>900 II</b>								
2.0 -16 Turbo, 2.0 i	07/93-07/94	B206I	98	1985		ALT, (-AC) ALT, (AC)		6K2013 6K2625
2.3 -16	07/93-02/98	B234I	110	2290		ALT ALT, AC		6K2013 6K2625
2.5 -24 V6	07/93-02/98	B258I	125	2498		ALT		6K1900
						RR1199 RR1199K1		
<b>9000</b>								
2.0 -16 CD, 2.0 -16 CS, 2.0 -16 Turbo CD, 2.0 -16 Turbo CS	09/88-12/98	B204I, B204L	94-136	1985		AC ALT		3A1275 6K2330
2.0 -16 Turbo CD	09/88-08/93	B202XL	120	1985		AC, (R134A) AC ALT, PS, CH-NO J2017105⇒, J8001697⇒ ALT, PS, 115 A		3A1250 3A1275 5K1592 5K1592 3A1275
2.0 -16, 2.0 -16 CD, 2.0 -16 ND Turbo, 2.0 -16 Turbo	12/85-08/88	B202XL, B202XI, B204E, B202S	92-129	1985		AC		3A1275
2.0 -16, 2.0 -16 Turbo	04/85-01/93	B202I, B202XL	94-129	1985		ALT		6K2330
2.3 -16 Aero CS, 2.3 -16 CD Turbo, 2.3 -16 CDE, 2.3 -16 CDE Eco- Power, 2.3 -16 CSE Eco Power, 2.3 -16 Turbo CSE	02/93-12/98	B234E, B234I, B234L, B234R	108-165	2290		ALT		6K2330
2.3 -16 CD, 2.3 -16CS, 2.3 -16 CSE, 2.3 -16 Turbo	08/89-12/98	B234I, B234L	107-143	2290		AC ALT		3A1275 6K2330
3.0 -24 V6 CD/CDE, B202XL	07/94-12/98	B308I	155	2962		ALT, PS, AC ⇒08/1998		6K2225
						RR1199 RR1199K1		
<b>9-3</b>								
1.8t	09/02-	B207E	110	1998		ALT		5K1030
1.8 i	01/04-	Z18XE	90	1796		ALT, (-AC)		5K1240
						RR1149		
1.8 t	08/03-	B207E	110	1998		ALT		5K1030
1.9 TiD	09/04-	Z19DT	88	1910		ALT, CH-NO 51024444⇒, ⇒CH-NO		6K1400



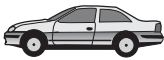







**SAAB**

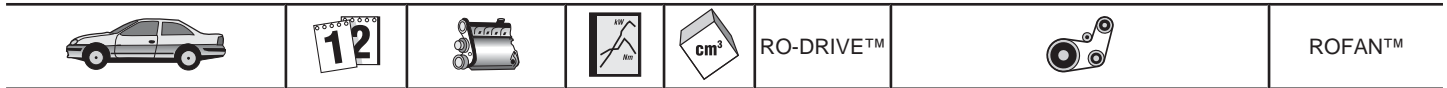
SEAT 9-3						71145525 ALT, ⇨CH-NO 5102443 CA	6K1413	
		Z19DTH	110	1910	RR1049	ALT, CH-NO 5102444⇨, ⇨CH-NO 71145525 ALT, ⇨CH-NO 5102443 CA	6K1400 6K1413	
	1.9 TTiD	12/07-		132	1910	RR1050	ALT, CH-NO 5102444⇨, ⇨CH-NO 71145525 CA	6K1400
	2.0 i, 2.0 SE Turbo, 2.0 Turbo	02/98-08/03	B204I, B204R, B204L, B205E, B205L, B205R	96-136	1985		ALT, (-AC) ALT, AC	6K1800 6K2345
	2.0 t, 2.0 T	09/02-	B207L, B207E, B207R	110-154	1998		ALT	5K1030
	2.2 TiD	02/98-11/00	X22DTH, D223L	85	2171		ALT, (-AC) ALT, (AC)	6K1800 6K1900
		11/00-09/02	D223L	92	2171		ALT, (-AC)	6K1800
		09/02-	D223L	92	2171		ALT	6K1900
	2.3 i, 2.3 Turbo	02/98-08/03	B234I, B235R	110-165	2290		ALT, (-AC) ALT, AC	6K1800 6K2345
		<b>9-5 (YS3E)</b>						
	1.9 TiD	01/06-	Z19DTH	110	1910	RR1050	ALT, (-AC) ALT, AC	6K1050 6K1413
							CA, MTR-CODE Z19DTH	
2.0, 2.0 t	10/98-	B205E, B205L	110-141	1985		ALT, (-AC), (AUTOM)	6K1980	
						ALT, (-AC), (MANL)	6K2000	
						ALT, (AC), ⇨CH-NO 43505871	6K2615	
2.2 TiD	03/02-	D223L	88	2171		ALT	6K1900	
2.3 t, 2.3 Turbo	09/97-	B235E, B235L, B235R	125-184	2290		ALT, (-AC), (AUTOM)	6K1980	
						ALT, (-AC), (MANL)	6K2000	
3.0 TiD	07/01-	D308L	130	2958		ALT, (AC), ⇨CH-NO 43505871	6K2615	
3.0 V6t	01/98-	B308E	147	2962		ALT, AC	6K1920	
						ALT	6K2020	

**SEAT**

SEAT 131	2.4 Diesel	06/78-12/86	8144.61	53	2445	RR1305 RR1305K1		
	<b>ALHAMBRA (7V8, 7V9)</b>							
SEAT	1.8 T 20V	10/97-	AWC, AJH	110	1781	RR1186	ALT, PS, AC	6DK1195
						RR1186K4 RR1186K5	ALT, PS	6K1120
	1.9 TDI	04/96-	AHU, 1Z, ANU	66	1896	RR1107 RR1107K2 RR1107K3 RR1165 RR1165K2	MTR-CODE AJH	
							MTR-CODE AWC	
							PS, (-AC), MTR-CODE 1Z, AHU	2A0730
							PS, WP, (AC), MTR-CODE 1Z, AHU	2A0790
							ALT, PS, (AC), MTR-CODE ANU	6DK1195
							ALT, (-AC), (-TENS DAMPER), MTR-CODE 1Z, AHU	6K0923
							ALT, (-AC), (TENS DAMPER), MTR-CODE 1Z, AHU, ⇨CH-NO 7M-Y-509 291	6K1045
							ALT, (-AC), (TENS DAMPER), MTR-CODE 1Z, AHU, CH-NO 7M-Y-509 292⇨	6K1054
ALT, PS, (-AC), MTR-CODE ANU	6K1120							
ALT, (AC), MTR-CODE 1Z, AHU	6K1153							
1.9 TDI, 1.9 TDI 4motion	06/00-	BVK, AUY	85	1896	RR1107 RR1165K2	CA, WP, MTR-CODE ANU		
						CA, WP, MTR-CODE ANU, ⇨11/2002		
1.9 TDI, 1.9 TDI 4motion	08/96-06/00	AFN	81	1896	RR1107 RR1165K2	CA, WP, MTR-CODE ANU, 12/2002⇨		
						CA, MTR-CODE AHU, 1Z		
1.9 TDI, 1.9 TDI 4motion	08/96-06/00	AFN	81	1896	RR1107 RR1165K2	CA, MTR-CODE 1Z, AHU		
						PS, (-AC)	2A0730	
1.9 TDI, 1.9 TDI 4motion	08/96-06/00	AFN	81	1896	RR1107 RR1165K2	PS, WP, (AC)	2A0790	
						ALT, (-AC), (-TENS DAMPER)	6K0923	
1.9 TDI, 1.9 TDI 4motion	08/96-06/00	AFN	81	1896	RR1107 RR1165K2	ALT, (-AC), (TENS DAMPER), ⇨CH-NO 7M-Y-509 291	6K1045	
						ALT, (-AC), (TENS DAMPER), CH-NO 7M-Y-509 292⇨	6K1054	
1.9 TDI, 1.9 TDI 4motion	08/96-06/00	AFN	81	1896	RR1107 RR1165K2	ALT, (-AC), (TENS DAMPER), CH-NO 7M-Y-509 292⇨	6K1054	
						ALT, (AC)	6K1153	
1.9 TDI, 1.9 TDI 4motion	06/00-	BVK, AUY	85	1896	RR1107	CA		
						CA		
1.9 TDI, 1.9 TDI 4motion	06/00-	BVK, AUY	85	1896	RR1107	ALT, (AC), ⇨CH-NO 7M-6-506 378	6DK1195	
						ALT, (AC), CH-NO 7M-6-506 379⇨	6DK1215	
1.9 TDI, 1.9 TDI 4motion	06/00-	BVK, AUY	85	1896	RR1107	ALT, (-AC)	6K1120	
						MTR-CODE AUY, BVK, CA, WP		

					RO-DRIVE™		ROFAN™
<b>SEAT</b>							
<b>ALHAMBRA (7V8, 7V9)</b>							
					<b>RR1107K2</b>	MTR-CODE AUY, ⇨MODEL'02, CA, WP	
					<b>RR1107K3</b>	MTR-CODE AUY, MODEL'03⇨, CA, WP	
					<b>RR1107K3</b>	MTR-CODE BVK, CA, WP	
1.9 TDI, 1.9 TDI 4x4	11/02-	ASZ, BTB, ARL	96-110	1896		ALT, (AC) ALT, (-AC) CA, WP CA, WP	<b>6DK1195</b> <b>6K1120</b>
2.0 i	04/96-	ADY, ATM	85	1984	<b>RR1107</b> <b>RR1107K3</b>	PS, MTR-CODE ADY PS, (AC), MTR-CODE ADY ALT, PS, AC, MTR-CODE ATM ALT, MTR-CODE ADY ALT, AC, MTR-CODE ADY CA, MTR-CODE ATM CA, MTR-CODE ATM CA, MTR-CODE ATM CA, MTR-CODE ADY	<b>2A0685</b> <b>2A0745</b> <b>6DK1195</b> <b>6K0894</b> <b>6K1153</b>
2.0 TDI	11/05-	BRT	103	1968	<b>RR1107</b> <b>RR1107K3</b>	ALT, PS, AC CA, WP CA, WP	<b>6DK1215</b>
2.8 V6, 2.8 V6 4motion	06/00-	AYL	150	2792		ALT, PS, AC	<b>6DK1320</b>
<b>ALTEA / ALTEA XL</b>							
1.4 16V	05/06-	BXW	63	1390	<b>RR1156(SET)</b> <b>RR1156K1</b>	ALT, (-AC) ALT, (AC) CA CA	<b>6K0737</b> <b>6K1100</b>
1.4 TSI	11/07-	CAXC	92	1390		ALT	<b>6K1733</b>
1.6, 1. Multifuel	03/04-	BSF, BGU, BSE	75	1595	<b>RR1187</b> <b>RR1187K1</b>	ALT, (-AC) ALT, (AC) CA CA	<b>6K0900</b> <b>6K1045</b>
1.8 TFSI	01/07-	BYT, CDAA, BZB	118	1798		ALT	<b>6K1120</b>
1.9 TDI	04/04-	BLS, BXE, BJB, BKC	77	1896	<b>RR1107</b> <b>RR1107K3</b>	ALT, (-AC) ALT, (AC) MTR-CODE BKC, BJB MTR-CODE BKC, BJB	<b>6K0948</b> <b>6K1050</b>
2.0 FSI	05/04-	BVY, BVZ, BLY, BLR	110	1984	<b>RR1061</b>	ALT, (-AC) ALT, (AC) CA	<b>6K0900</b> <b>6K1045</b>
2.0 TDI	03/06-	CEGA, BMN	125	1968	<b>RR1087</b> <b>RR1479</b>	MTR-CODE BMN, ALT, (-AC) MTR-CODE BMN, ALT, (AC) MTR-CODE CEGA, ALT, (AC) MTR-CODE BMN, CA, WP MTR-CODE CEGA, CA, WP	<b>6K0948</b> <b>6K1050</b> <b>6K1070</b>
2.0 TDI, 2.0 TDI 16V, 2.0 TDI 4x4	03/04-	AZV, BKD, BMN	100-125	1968	<b>RR1087</b>	MTR-CODE AZV, BKD, ALT, (-AC) MTR-CODE AZV, BKD, ALT, (AC) MTR-CODE AZV, BKD, CA, WP	<b>6K0948</b> <b>6K1050</b>
2.0 TDI, 2.0 TDI 4x4	10/06-	BMM	103	1968	<b>RR1107</b> <b>RR1107K3</b>	ALT, PS, (-AC) ALT, PS, (AC) CA, WP CA, WP	<b>6K0948</b> <b>6K1050</b>
2.0 TFSI, 2.0	04/06-	BWA	147	1984	<b>RR1061</b>	MTR-CODE BWA, ALT, (AC) MTR-CODE BWA, CA, WP	<b>6K1054</b>
<b>AROSA (6H)</b>							
1.0	05/97-06/04	AER, ALL, ANV, AUC, ALD, AHT	37	999	<b>RR1020</b> <b>RR1020K1</b> <b>RR1020K2</b> <b>RR1020K2</b>	ALT, (-PS), (-AC), MTR-CODE AER, AUC, ALL, ALD, ANV ALT, (PS), (-AC), MTR-CODE AER, AUC, ALL, ALD, ANV ALT, (PS), (AC), MTR-CODE AER, AUC, ALL, ALD, ANV ALT, (PS), (-AC), MTR-CODE AHT ALT, (PS), (AC), MTR-CODE AHT CA CA, MTR-CODE ALD, ANV, AUC, CH-NO 6H-Y-014 001⇨ CA, MTR-CODE AER, ALL CA, MTR-CODE ALD, ANV, AUC, ⇨CH-NO 6H-Y-014 000	<b>6K0751</b> <b>6K1070</b> <b>6K1125</b> <b>6K1520</b> <b>6K1880</b>
1.4	05/97-06/04	AEX, AKV, AKK, APQ, ANW, AUD	44	1390	<b>RR1020</b> <b>RR1020K1</b> <b>RR1020K2</b>	ALT ALT, PS ALT, AC MTR-CODE AKK,ANW,AUD, CH-NO 6H-Y-014 001⇨ MTR-CODE AEX,APQ,AKV, AKK,ANW,AUD, ⇨CH-NO 6H-Y-014	<b>6K0751</b> <b>6K1070</b> <b>6K1125</b>





**SEAT**

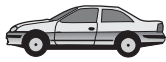
**AROSA (6H)**

1.4 16V	01/00-06/04	ANM, AFK, AUB, AQQ	74	1390	000 ALT, (-PS), (-AC) ALT, (PS), (-AC) ALT, (PS), (AC) CA CA	6K0751 6K1070 6K1125
1.4 TDI	01/00-06/04	AMF	55	1422	RR1156(SET) RR1156K1 ALT, PS, (AC) ALT, PS, (-AC) CA, WP CA, WP, MTR-NO 011 495⇒, ⇒CH-NO 6H-2-023 000 RR1107 RR1107K2 RR1107K3 RR1107K4 CA, WP, CH-NO 6H-2-023 001⇒ CA, WP, ⇒MTR-NO 011 494	6DK1188 6K1120
1.7 SDI	08/97-06/04	AKU	44	1716	RR1119 RR1119K1 RR1119K2 ALT, PS	5K1219

**CORDOBA (6K2/6K5)**

1.0	05/99-09/02	ANV, AUC, ALD	37	999	RR1020 RR1020K1 RR1020K1 RR1020K2 RR1020K2 ALT, (-PS), (-AC) ALT, (PS), (-AC) ALT, (PS), (AC) CA CA, MTR-CODE ALD, MTR-NO 037 798⇒ CA, MTR-CODE AUC CA, MTR-CODE ALD, ⇒MTR-NO 037 797 CA, MTR-CODE ANV	6K0751 6K1070 6K1185
1.0, 1.0 16V	05/00-09/02	AST, AVZ	51	999	RR1188 ALT, (PS), (-AC) ALT, (PS), (AC) CA	6K1070 6K1185
1.4	05/99-12/02	AUD, AKK, ANW	44	1390	RR1020 RR1020K1 RR1020K1 RR1020K2 ALT, (-PS), (-AC) ALT, (PS), (-AC) ALT, (PS), (AC) CA CA, MTR-CODE AKK, MTR-NO 127807⇒ CA, MTR-CODE ANW, AUD CA, MTR-CODE AKK, ⇒MTR-NO 127806	6K0751 6K1070 6K1185
1.4 i	09/96-06/99	AEX, APQ, AKV	44	1390	RR1020 RR1020K2 ALT ALT, PS ALT, PS, AC CA CA	6K0751 6K1100 6K1185
1.4, 1.4 16V	05/99-12/02	APE, AUA, AQB, AUB, AQQ	55-74	1390	RR1156(SET) RR1156K1 ALT, (-AC) ALT, (AC) CA CA	6K1070 6K1185
1.6	06/99-10/02	ALM	55	1598	RR1229 RR1229K1 ALT, (-AC) ALT, (AC) CA CA	6K1070 6K1185
	06/99-12/02	AKL, AUR, APF, AEH	74	1595	RR1187 RR1187K1 ALT, (AC) ALT, (-AC) CA CA	6DK1195 6K1120
1.6 i	09/96-06/99	AFT	74	1595	RR1228 RR1228K1 PS, (-AC) WP, PS, (AC) ALT, PS, WP, (-AC) ALT, AC	2A0685 2A0755 6K0894 6K1153
		AEE, ALM	55	1598	RR1229 RR1229K1 ALT, (-PS), (-AC), MTR-CODE AEE, ALM ALT, PS, (-AC), MTR-CODE AEE, ALM ALT, PS, AC, MTR-CODE AEE, ALM CA, MTR-CODE AEE, ALM CA, MTR-CODE AEE, ALM	6K0751 6K1070 6K1185
1.6 i, 1.6 SXE	05/97-06/99	1F	55	1595	RR1003 RR1003K1 PS, (-AC) PS, WP, (AC) ALT, WP, (-AC) ALT, (AC) CA CA	2A0685 2A0755 6K0894 6K1153
1.8, 1.8 20V Cupra	12/99-10/02	AYP, AQX	115	1781	RR1186 ALT, (AC) ALT, (-AC) CA	6DK1195 6K1120





RO-DRIVE™



ROFAN™

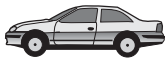
**SEAT**

**CORDOBA (6K2/6K5)**

1.9 D, 1.9 SDI	05/99-10/02	AQM, AGP	50	1896	RR1186K5	CA	
						ALT, (-AC)	6K0906
						ALT, (AC)	6K1660
					RR1094	CA, MTR-CODE AQM, MTR-NO 045 001⇨	
					RR1094	MTR-CODE AGP, CA, MTR-NO 595 001⇨	
					RR1094K1	CA, MTR-CODE AQM, MTR-NO 045 001⇨	
					RR1094K1	MTR-CODE AGP, CA, MTR-NO 595 001⇨	
					RR1164	CA, MTR-CODE AQM, ⇨MTR-NO 045 000	
					RR1164	MTR-CODE AGP, CA, ⇨MTR-NO 595 000	
					RR1164K1	CA, MTR-CODE AQM, MTR-NO 004 133⇨, ⇨MTR-NO 045 000	
RR1164K1	CA, MTR-CODE AGP, MTR-NO 229 904⇨, ⇨MTR-NO 595 000						
RR1164K2	CA, MTR-CODE AQM, ⇨MTR-NO 004 131						
RR1164K2	MTR-CODE AGP, CA, ⇨MTR-NO 229 902						
1.9 D, 1.9 TDI	07/96-06/99	1Z, AHU, AFN	66-81	1896		PS, (-AC)	2A0730
						PS, WP, (AC)	2A0790
						ALT, (-AC), (-TENS DAMPER)	6K0923
						ALT, (-AC), (TENS DAMPER)	6K1045
						ALT, (AC)	6K1145
	RR1211	CA					
	RR1211K3	CA					
	05/99-09/02	ALH, AGR	66	1896		ALT, (-AC)	6K0906
						ALT, (AC)	6K1660
					RR1094	CA, MTR-CODE AGR, MTR-NO 565 001⇨	
RR1094					CA, MTR-CODE ALH, MTR-NO 500 001⇨		
RR1094K1					CA, MTR-CODE AGR, MTR-NO 565 001⇨		
RR1094K1	MTR-CODE ALH, CA, MTR-NO 500 001⇨						
RR1164	CA, MTR-CODE AGR, ⇨MTR-NO 565 000						
RR1164	CA, MTR-CODE ALH, ⇨MTR-NO 500 000						
RR1164K1	CA, MTR-CODE AGR, ⇨MTR-NO 565 000						
RR1164K1	MTR-CODE ALH, CA, ⇨MTR-NO 500 000						
ASV, ASK	81	1896		ALT, (-AC)	6K0906		
				ALT, (AC)	6K1660		
			RR1094	CA, MTR-CODE ASV, MTR-NO 150 001⇨			
			RR1094K1	CA, MTR-CODE ASV, MTR-NO 150 001⇨			
			RR1164	CA, MTR-CODE ASV, ⇨MTR-NO 150 000			
RR1164K1	CA, MTR-CODE ASV, ⇨MTR-NO 150 000						
1.9 SDI	09/96-06/99	AEY	47	1896		PS, (-AC)	2A0730
						PS, WP, (AC)	2A0790
						ALT, (-AC), (-TENS DAMPER)	6K0923
						ALT, (-AC), (TENS DAMPER)	6K1045
						ALT, (AC)	6K1145
	RR1165	CA					
	RR1165K2	CA					
	06/99-12/02	AGP, AQM	50	1896		ALT, (-AC)	6K0906
						ALT, (AC)	6K1660
					RR1094	CA, MTR-CODE AGP, MTR-NO 595 001⇨	
RR1094					CA, MTR-CODE AQM, MTR-NO 045 001⇨		
RR1094K1					MTR-CODE AQM, MTR-NO 045 001⇨, MTR-CODE AGP, MTR-NO 595 001⇨		
RR1164	CA, MTR-CODE AGP, ⇨MTR-NO 595 000						
RR1164	CA, MTR-CODE AQM, ⇨MTR-NO 045 000						
RR1164K1	MTR-CODE AQM, MTR-NO 004 133⇨,						



SEAT



RO-DRIVE™



ROFAN™

**SEAT**

**CORDOBA (6K2/6K5)**







						⇒MTR-NO 045 000, MTR-CODE AGP, MTR-NO 229 904⇒, ⇒MTR-NO 595 000 CA, MTR-CODE AGP, ⇒MTR-NO 229 902	
					<b>RR1164K2</b>	CA, MTR-CODE AQM, ⇒MTR-NO 004 131	
2.0	07/96-04/99	ABF	110	1984		PS, (-AC) PS, (AC) ALT, (PS), (-AC) ALT, (-PS), (-AC) ALT, (PS), (AC) CA	<b>2A0685</b> <b>2A0755</b> <b>6K0894</b> <b>6K1030</b> <b>6K1153</b>
	11/95-04/99	2E, AGG	85	1984	<b>RR1207</b>	PS, (-AC) PS, (AC) ALT, (-AC) ALT, (-AC), (TP) ALT, (AC) CA	<b>2A0685</b> <b>2A0755</b> <b>6K0894</b> <b>6K0976</b> <b>6K1145</b>
					<b>RR1371</b> <b>RR1371K2</b>	CA CA	

**CORDOBA (6K2/C2)**

1.0 CL	02/93-06/96	AAU	33	1043		ALT CA	<b>2A0710</b>
					<b>RR1021</b>		
1.0 i	09/96-06/99	AER	37	999		ALT ALT, PS ALT, AC, PS CA CA	<b>6K0751</b> <b>6K1070</b> <b>6K1185</b>
					<b>RR1020</b> <b>RR1020K2</b>		
1.3	02/93-08/94	2G, AAV	40	1272		ALT CA	<b>2A0710</b>
					<b>RR1021</b>		
1.4 i	06/94-06/99	AEX, ABD, AKV, APQ	44	1390		ALT, (-PS), (-AC), MTR-CODE ABD ALT, (-PS), (-AC), MTR-CODE AEX, ANX, APQ ALT, PS, (-AC), MTR-CODE ABD, AEX, ANX, APQ ALT, PS, (-AC), MTR-CODE ABD ALT, PS, AC, MTR-CODE ABD ALT, PS, AC, MTR-CODE AEX, ANX, APQ MTR-CODE AEX, ANX, APQ MTR-CODE AEX, ANX, APQ MTR-CODE ABD	<b>6K0737</b> <b>6K0751</b> <b>6K1070</b> <b>6K1100</b> <b>6K1153</b> <b>6K1185</b>
					<b>RR1020</b> <b>RR1020K2</b> <b>RR1021</b>		
1.4 i 16V	09/96-06/99	AFH	74	1390		ALT ALT, PS ALT, PS, AC	<b>6K0751</b> <b>6K1070</b> <b>6K1185</b>
					<b>RR1188</b>		
1.6 i	02/93-06/99	AEE, ABU, ALM	55	1598		ALT, (-PS), (-AC), MTR-CODE ABU ALT, (-PS), (-AC), MTR-CODE AEE, ALM ALT, PS, (-AC), MTR-CODE AEE, ALM ALT, PS, (-AC), MTR-CODE ABU ALT, PS, AC, MTR-CODE AEE, ALM, ABU CA, MTR-CODE AEE, ALM CA, MTR-CODE AEE, ALM CA, MTR-CODE ABU	<b>6K0737</b> <b>6K0751</b> <b>6K1070</b> <b>6K1100</b> <b>6K1185</b>
					<b>RR1229</b> <b>RR1229K1</b> <b>RR1304</b>		
	07/96-06/99	AFT	74	1595		PS, (-AC) PS, WP, (AC) ALT, (-AC) ALT, (AC) CA CA	<b>2A0685</b> <b>2A0755</b> <b>6K0894</b> <b>6K1153</b>
					<b>RR1228</b> <b>RR1228K1</b>		
	05/94-06/99	1F	55	1595		PS, (-AC) PS, WP, (AC) ALT, WP, (-AC) ALT, (AC) CA CA	<b>2A0685</b> <b>2A0755</b> <b>6K0894</b> <b>6K1153</b>
					<b>RR1003</b> <b>RR1003K1</b>		
1.8 i	02/93-06/99	ABS, ADZ	66	1781		PS PS, (AC) ALT ALT, (TP) ALT, AC	<b>2A0685</b> <b>2A0755</b> <b>6K0894</b> <b>6K0976</b> <b>6K1145</b>
					<b>RR1003</b> <b>RR1003K1</b>		
1.8 i 16V	10/93-08/96	ADL	95	1781		PS, (-AC) PS, WP, (AC) ALT, WP, (-AC) ALT, AC	<b>2A0685</b> <b>2A0755</b> <b>6K0976</b> <b>6K1153</b>





					RO-DRIVE™		ROFAN™
---	---	---	---	---	-----------	---	--------

## SEAT

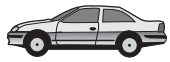
### CORDOBA (6K2/C2)

1.9 D	02/93-08/96	1Y	47-50	1896	<b>RR1210</b>	PS, (-AC) PS, WP, (AC) ALT, (-AC), (-TENS DAMPER) ALT, (-AC), (TENS DAMPER) ALT, (AC)	2A0730 2A0790 6K0923 6K1045 6K1145
					<b>RR1211</b> <b>RR1211K4</b>	CA CA	
1.9 SDI	08/96-06/99	AEY	47	1896	<b>RR1165</b> <b>RR1165K2</b>	PS, (-AC) PS, WP, (AC) ALT, (-AC), (-TENS DAMPER) ALT, (-AC), (TENS DAMPER) ALT, (AC)	2A0730 2A0790 6K0923 6K1045 6K1145
					<b>RR1211</b> <b>RR1211K1</b> <b>RR1211K4</b>	CA CA, ⇨MTR-NO 552765 CA, MTR-NO 552766⇨	
1.9 TD	02/93-08/96	AAZ	55	1896	<b>RR1211</b> <b>RR1211K1</b> <b>RR1211K4</b>	PS, (-AC) PS, WP, (AC) ALT, (-AC), (-TENS DAMPER) ALT, (-AC), (TENS DAMPER) ALT, (AC)	2A0730 2A0790 6K0923 6K1045 6K1145
					<b>RR1211</b> <b>RR1211K3</b>	CA CA	
1.9 TDI	08/96-06/99	AHU, 1Z, AFN	66-81	1896	<b>RR1211</b> <b>RR1211K3</b>	PS, (-AC) PS, WP, (AC) ALT, (-AC), (-TENS DAMPER) ALT, (-AC), (TENS DAMPER) ALT, (AC)	2A0730 2A0790 6K0923 6K1045 6K1145
					<b>RR1371</b> <b>RR1371K2</b>	CA CA	
2.0 i	02/93-06/99	AGG, 2E	85	1984	<b>RR1371</b> <b>RR1371K2</b>	PS, (-AC) PS, (AC) ALT, (-AC) ALT, (-AC), (TP) ALT, (AC)	2A0685 2A0755 6K0894 6K0976 6K1145
					<b>RR1207</b>	CA	
2.0 i 16V	08/96-06/99	ABF	110	1984	<b>RR1207</b>	PS, (-AC) PS, (AC) ALT, (PS), (-AC) ALT, (-PS), (-AC) ALT, (PS), (AC)	2A0685 2A0755 6K0894 6K1030 6K1153

### CORDOBA (6L2)

1.2, 1.2 12V	10/02-	AZQ, BME, BXV	47-51	1198		ALT, (-AC) ALT, PS, AC, CH-NO 6L-3-207 001⇨, MTR-CODE AZQ, BME	6K1460 6K1873 ELAST
						ALT, PS, AC, ⇨CH-NO 6L-3-207 000	6K1880
1.4 16V	09/02-	BBY, BKY, BBZ	55-74	1390	<b>RR1156(SET)</b> <b>RR1156K1</b>	ALT, (-AC) ALT, (AC) CA, WP CA, WP	6K0737 6K1080
	05/06-	BXW	63	1390		ALT, (-AC) ALT, (AC)	6K0737 6K1080
1.4 TDI	10/02-	AMF	55	1422	<b>RR1107</b> <b>RR1107K3</b>	ALT, PS, (-AC) ALT, PS, (AC) CA, WP CA, WP	6K0858 6K0995
	05/05-	BNM	51	1422	<b>RR1107</b> <b>RR1107K3</b>	ALT, (-AC) ALT, (AC) CA, WP CA, WP	6K0820 6K0995
	06/05-	BNV, BMS	59	1422	<b>RR1107</b> <b>RR1107K3</b>	ALT, (-AC) ALT, (AC), MTR-CODE BNV ALT, (AC), MTR-CODE BMS CA, WP CA, WP	6K0820 6K0995 6K1180
1.6	04/03-	BAH	74	1598	<b>RR1020</b> <b>RR1020K1</b>	ALT ALT, AC	6K0751 6K1080
1.6 16V	11/06-	BTS	77	1598		ALT, (-AC) ALT, (AC)	6K1090 6K1733
1.9 SDI	09/02-	ASY	47	1896	<b>RR1094</b> <b>RR1094K2</b>	ALT, (-AC) ALT, AC	6K0780 6K1095
1.9 TDI	10/02-	BLT, ASZ	96	1896		ALT, PS, (-AC)	6K0780





RO-DRIVE™



ROFAN™

**SEAT**

**CORDOBA (6L2)**

					RR1107 RR1107K3	ALT, PS, (AC) CA, WP CA, WP	6K1180
	09/02-	AXR, ATD, BMT	74	1896		MTR-CODE ATD, AXR, ALT, (-AC) MTR-CODE BMT, ALT, (-AC) MTR-CODE ATD, AXR, BMT, ALT, (AC)	6K0780 6K0820 6K1180
					RR1107 RR1107K3	CA, WP CA, WP	
2.0	09/02-	AZL, BBX	85	1984	RR1187 RR1187K1	ALT, (-AC) CA CA	6K0923

**EXEO / EXEO ST (3R2, 3R5)**

1.6	03/09-	ALZ	75	1595	RR1187 RR1187K1	ALT, (AC) CA CA	6K1570
1.8 T	03/09-	CFMA	110	1781	RR1186 RR1186K2	ALT CA CA	6K1570
2.0 TDI	03/09-	CAGC, CAHA	88-125	1968	RR1479	MTR-CODE CAGA, CAGC, CAHA, ALT, (AC) MTR-CODE CAGA, CAGC, CAHA, CA	6K1580
2.0 TFSI	03/09-	BWE	147	1984	RR1061	MTR-CODE BWE, ALT MTR-CODE BWE, CA, WP	6K1570

**FURA (025A)**

0.9	01/82-12/86	HB90, 09NCA, 100GL7000	29-33	903		ALT	1A0800
1.4	01/82-06/86	127B.7000	55	1438	RR1364	ALT ⇒10/1994	1A0813

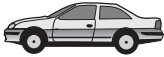





**IBIZA I (021A)**

0.9	08/86-05/93	146A000, 09NCA	29-32	903		ALT	1A0813
1.2	11/84-12/93	021A1000	47	1193	RR1415	ALT AC	1A0750 3A0950
1.2, 1.2 i	11/84-12/93	021A1000, 021C.1000	44-52	1193	RR1415 RR1415K1	ALT AC	1A0750 3A0975
1.5 i	10/86-05/93	021D.2000	65	1461	RR1415 RR1415K1	ALT AC	1A0750 3A0975
1.5, 1.5 i, 1.5 i KAT	11/84-05/93	021A2000, 021B.2000, 021C.2000	63-74	1461	RR1415	ALT AC	1A0750 3A0975
1.7	01/91-05/93	021B.3000 021A.3000	76 72	1675 1675	RR1415 RR1415K1	ALT AC	1A0750 3A0950
1.7 D	06/84-05/93	022A.5000	40	1714		ALT, ⇒08/1985 ALT, 09/1985⇒	1A0825 1A0838

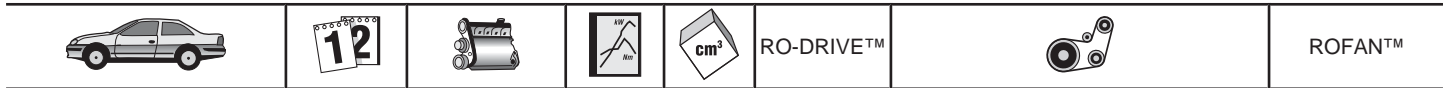
**IBIZA II (6K1)**

1.0	03/93-09/96	AAU	33	1043	RR1021	ALT CA	2A0710
1.0 i	09/96-08/99	AER	37	999	RR1020 RR1020K2	ALT ALT, PS ALT, AC, PS CA CA	6K0751 6K1070 6K1185
1.3 i	03/93-08/99	AAV	40	1272	RR1021	ALT CA	2A0710
1.4 i	09/93-08/99	ABD, AEX, APQ, AKV	44	1390	RR1020 RR1020K2 RR1021	ALT, (-PS), (-AC), MTR-CODE ABD ALT, (-PS), (-AC), MTR-CODE ABD, AEX, AKV, APQ ALT, PS, (-AC), MTR-CODE ABD, AEX, APQ ALT, PS, (-AC), MTR-CODE ABD, AKV ALT, PS, AC, MTR-CODE ABD, AEX, AKV, APQ MTR-CODE AEX, AKV, APQ MTR-CODE AEX, AKV, APQ MTR-CODE ABD	6K0737 6K0751 6K1070 6K1100 6K1185
1.4 i 16V	09/96-08/99	AFH	74	1390	RR1188	ALT ALT, PS ALT, PS, AC	6K0751 6K1070 6K1185
1.6 i	03/93-08/99	AEE, ABU, ALM	55	1598		ALT, PS	6K1070



					RO-DRIVE™		ROFAN™
<b>SEAT</b>							
<b>IBIZA II (6K1)</b>							
↙						ALT, PS, MTR-CODE ABU ALT, PS, AC, MTR-CODE ABU ALT, PS, AC, MTR-CODE AEE, ALM CA, MTR-CODE ALM, AEE CA, MTR-CODE AEE, ALM CA, MTR-CODE ABU	6K1100 6K1153 6K1185
	04/96-08/99	AFT	74	1595	RR1229 RR1229K1 RR1304	PS, (-AC) WP, PS, (AC) ALT, PS, WP, (-AC) ALT, AC	2A0685 2A0755 6K0894 6K1153
	09/94-06/99	1F	55	1595	RR1228 RR1228K1	PS, (-AC) PS, WP, (AC) ALT, WP, (-AC) ALT, (AC) CA CA	2A0685 2A0755 6K0894 6K1153
1.8 i	03/93-08/99	ADZ, ABS	66	1781	RR1003 RR1003K1	PS PS, (AC) ALT ALT, (TP) ALT, AC	2A0685 2A0755 6K0894 6K0976 6K1145
1.8 i 16V	11/93-08/96	ADL	95	1781	RR1210	PS, (-AC) PS, WP, (AC) ALT, WP, (-AC) ALT, AC	2A0685 2A0755 6K0976 6K1153
1.9 D	10/94-08/96	1Y	50	1896	RR1211 RR1211K4	PS, (-AC) PS, WP, (AC) ALT, (-AC), (-TENS DAMPER) ALT, (-AC), (TENS DAMPER) ALT, (AC) CA CA	2A0730 2A0790 6K0923 6K1045 6K1145
1.9 SDI	08/96-08/99	AEY	47	1896	RR1165 RR1165K2	PS, (-AC) PS, WP, (AC) ALT, (-AC), (-TENS DAMPER) ALT, (-AC), (TENS DAMPER) ALT, (AC) CA CA	2A0730 2A0790 6K0923 6K1045 6K1145
1.9 TD	03/93-08/96	AAZ	55	1896	RR1211 RR1211K1 RR1211K4	PS, (-AC) PS, WP, (AC) ALT, (-AC), (-TENS DAMPER) ALT, (-AC), (TENS DAMPER) ALT, (AC) CA CA, ⇒MTR-NO 552 765 CA, MTR-NO 552 766⇒	2A0730 2A0790 6K0923 6K1045 6K1145
1.9 TDI	02/97-08/99	AFN, AHU, 1Z	66-81	1896	RR1211 RR1211K3	PS, (-AC) PS, WP, (AC) ALT, (-AC), (-TENS DAMPER) ALT, (-AC), (TENS DAMPER) ALT, (AC) CA CA	2A0730 2A0790 6K0923 6K1045 6K1145
2.0 i	03/93-08/99	2E, AGG	85	1984	RR1371 RR1371K2	PS PS, (AC) ALT ALT, (TP) ALT, AC	2A0685 2A0755 6K0894 6K0976 6K1145
2.0 i 16V	08/96-08/99	ABF	110	1984	RR1207	PS PS, (AC) ALT ALT, AC	2A0685 2A0730 6K0894 6K1153
<b>IBIZA III (6K1)</b>							
1.0	08/99-02/02	ALD, ANV, AUC	37	999	RR1020 RR1020K1	ALT, (-PS), (-AC) ALT, (PS), (-AC) ALT, (PS), (AC) CA CA, MTR-CODE ALD, MTR-NO 037 980⇒	6K0751 6K1070 6K1185



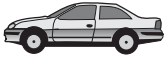







**SEAT**

IBIZA III (6K1)


					RR1020K1 RR1020K2 RR1020K2	CA, MTR-CODE AUC CA, MTR-CODE ALD, ⇒MTR-NO 037 979 CA, MTR-CODE ANV	
1.0 16V	05/00-02/02	AVZ, AST	51	999	RR1188	ALT, (-PS), (-AC) ALT, (PS), (-AC) ALT, (PS), (AC) CA	6K0751 6K1070 6K1185
1.4	08/99-02/02	AUD, ANW, AKK	44	1390	RR1020 RR1020K1 RR1020K1 RR1020K2	ALT, (-PS), (-AC) ALT, (PS), (-AC) ALT, (PS), (AC) CA CA, MTR-CODE AKK, MTR-NO 127807⇒ CA, MTR-CODE ANW, AUD CA, MTR-CODE AKK, ⇒MTR-NO 127806	6K0751 6K1070 6K1185
1.4 16V	05/00-02/02	APE, AUA	55	1390	RR1156(SET) RR1156K1	ALT, PS ALT, PS, AC CA CA	6K1070 6K1185
	08/99-02/02	AUB, AQQ	74	1390	RR1156(SET) RR1156K1	ALT, (-AC), (-PS) ALT, (-AC) ALT, (AC) CA CA	6K0751 6K1070 6K1185
1.6	08/99-02/02	AUR, AKL, AEH, APF	74	1595	RR1187 RR1187K1	ALT, (AC) ALT, (-AC) CA CA	6DK1195 6K1120
		ALM	55	1598	RR1229 RR1229K1	ALT, (-PS), (-AC) ALT, PS, (-AC) ALT, PS, AC CA, MTR-CODE AEE, ALM CA, MTR-CODE AEE, ALM	6K0751 6K1070 6K1185
1.8 T 20V Cupra	07/00-02/02	AYP, AQX	115	1781	RR1186 RR1186K5	ALT, (AC) ALT, (-AC) CA CA	6DK1195 6K1120
1.9 SDI	08/99-02/02	AGP, AQM	50	1896	RR1094 RR1094 RR1094K1 RR1164 RR1164 RR1164K1 RR1164K2 RR1164K2	ALT, (-AC) ALT, (AC) CA, MTR-CODE AGP, MTR-NO 595 001⇒ CA, MTR-CODE AQM, MTR-NO 045 001⇒ MTR-CODE AQM, MTR-NO 045 001⇒, MTR-CODE AGP, MTR-NO 595 001⇒ CA, MTR-CODE AGP, ⇒MTR-NO 595 000 CA, MTR-CODE AQM, ⇒MTR-NO 045 000 MTR-CODE AQM, MTR-NO 004 133⇒, ⇒MTR-NO 045 000, MTR-CODE AGP, MTR-NO 229 904⇒, ⇒MTR-NO 595 000 CA, MTR-CODE AGP, ⇒MTR-NO 229 902 CA, MTR-CODE AQM, ⇒MTR-NO 004 131	6K0906 6K1660
1.9 TDI	08/99-02/02	AGR, ALH	66	1896	RR1094 RR1094 RR1094K1 RR1164 RR1164 RR1164K1	ALT, PS ALT, PS, AC MTR-CODE AGR, MTR-NO 565001⇒ MTR-CODE ALH, MTR-NO 500001⇒ MTR-CODE ALH, MTR-NO 500 001⇒, MTR-CODE AGR, MTR-NO 565 001⇒ MTR-CODE AGR, ⇒MTR-NO 565000 MTR-CODE ALH, ⇒MTR-NO 500000 MTR-CODE ALH, ⇒MTR-NO 500 000, MTR-CODE AGR, ⇒MTR-NO 565 000	6K0906 6K1660
		ASV, ASK	81	1896	RR1094 RR1094K1 RR1164 RR1164K1	ALT, PS ALT, PS, AC MTR-CODE ASV, MTR-NO 150001⇒ MTR-CODE ASV, MTR-NO 150001⇒ MTR-CODE ASV, ⇒MTR-NO 150000 MTR-CODE ASV, ⇒MTR-NO 150000	6K0906 6K1660
2.0	04/02-	AZL	85	1984	RR1187 RR1187K1	ALT, (-AC) ALT, (AC) CA CA	6K0923 6K1030



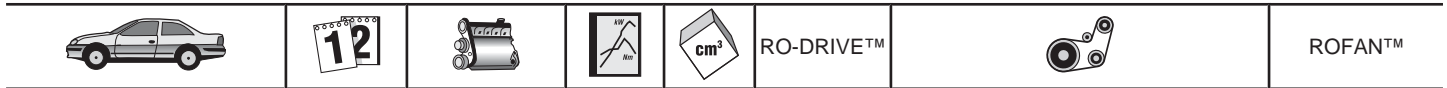
					RO-DRIVE™		ROFAN™
---	---	---	---	---	-----------	---	--------

## SEAT

## IBIZA IV (6L1)

 1.2	02/02-06/06	AZQ, BME	47	1198		ALT, (-AC) ALT, (AC), CH-NO 6L-3-207 001⇒ ALT, (AC), ⇒CH-NO 6L-3-207 000	6K1460 6K1873 ELAST 6K1880
1.2, 1.2 12V	05/06-	BBM, BXV	44-51	1198		ALT, (-AC) ALT, (AC)	6K1460 6K1873 ELAST
1.4 16V	02/02-	BBZ, AUB	74	1390		ALT, (-AC), CH-NO 6L-2-012 770⇒ ALT, (-AC), ⇒CH-NO 6L-2-012 769 ALT, (AC), CH-NO 6L-2-012 770⇒	6K0737 6K0745 6K1080
					RR1156(SET) RR1156K1	CA CA	
	02/02-12/07	BKY, BBY	55	1390		MTR-CODE BBY, ALT, (-AC), CH-NO 6L-2-012 770⇒ MTR-CODE BKY, ALT, (-AC) MTR-CODE BBY, ALT, (-AC), ⇒CH-NO 6L-2-012 769 MTR-CODE BBY, BKY, ALT, (AC), CH-NO 6L-2-012 770⇒	6K0737 6K0737 6K0745 6K1080
					RR1156(SET) RR1156K1	CA CA	
	05/06-	BXW	63	1390		ALT, (-AC) ALT, (AC)	6K0737 6K1080
					RR1156(SET) RR1156K1	CA CA	
1.4 TDI	05/02-12/05	AMF	55	1422		ALT, PS, (-AC) ALT, PS, (AC)	6K0858 6K0995
					RR1107 RR1107K3	CA, WP CA, WP	
	05/05-	BNM	51	1422		ALT, (-AC) ALT, (AC)	6K0820 6K0995
					RR1107 RR1107K3	CA, WP CA, WP	
	06/05-	BMS, BNV	59	1422		ALT, (-AC) ALT, (AC), MTR-CODE BNV ALT, (AC), MTR-CODE BMS	6K0820 6K0995 6K1180
					RR1107 RR1107K3	CA, WP CA, WP	
1.6	02/03-	BAH	74	1598		ALT, (-AC) ALT, (AC), CH-NO 6L-2-012 770⇒	6K0751 6K1080
					RR1020 RR1020K1	CA CA	
1.6 16V	11/06-	BTS	77	1598		ALT, (-AC) ALT, (AC)	6K1090 6K1733
1.8, 1.8 T Cupra R, 1.8 T FR	01/04-	BLZ, BBU, BKV, BJX	110-132	1781		ALT, (-AC) ALT, (AC)	6K0923 6K1030
					RR1186	CA	
1.9 SDI	02/02-12/05	ASY	47	1896		ALT, (-AC) ALT, AC	6K0780 6K1095
					RR1094 RR1094K2		
1.9 TDI	02/02-	ATD, BMT, AXR	74	1896		MTR-CODE ATD, AXR, ALT, (-AC) MTR-CODE BMT, ALT, (-AC) MTR-CODE ATD, AXR, BMT, ALT, (AC)	6K0780 6K0820 6K1180
					RR1107 RR1107K3	CA, WP CA, WP	
1.9 TDI Cupra R	01/04-	ARL	110	1896		ALT, (AC)	6K1153
					RR1107	CA	
1.9 TDI, 1.9 TDI Cupra R	02/02-	ASZ, BLT, BUK, BPX	96-118	1896		ALT, PS, (-AC) ALT, PS, (AC)	6K0780 6K1180
					RR1107 RR1107K3	CA, WP CA, WP	
2.0	04/02-	AZL, BBX	85	1984		ALT, (-AC) ALT, (AC)	6K0923 6K1030
					RR1187 RR1187K1	CA CA	
<b>IBIZA V (6J5)</b>							
1.2	03/08-	CGPA, BZG	51	1198		ALT, (-AC) ALT, (AC)	6K1460 6K1873 ELAST
1.4	03/08-	BXW	63	1390		ALT, (-AC) ALT, (AC)	6K0737 6K1080
					RR1156(SET) RR1156K1	CA CA	
1.4 TDI	07/08-	BMS	59	1422		ALT, (-AC) ALT, (AC)	6K0820 6K1180
					RR1107 RR1107K3	CA CA	
1.4 TSI	06/09-	CAVF	110	1390		ALT, (-AC) ALT, (AC)	6K1600 6K1698
1.6	05/08-	BTS	77	1598		ALT, (-AC)	6K1090

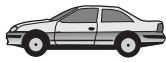




**SEAT**

<b>SEAT</b>							
<b>IBIZA V (6J5)</b>							
1.6 TDI	05/09-	CAYB	66	1598		ALT, (AC) MTR-CODE CAYB, ALT, (AC), 09 /2009⇒ MTR-CODE CAYB, ALT, (AC), ⇨08 /2009	6K1733 6K1070 6K1138
					<b>RR1480</b>	MTR-CODE CAYB, CA	
1.9 TDI	03/08-	BXJ, BLS	66-77	1896		ALT, (-AC) ALT, (AC) CA CA	6K0820 6K1180
					<b>RR1107</b> <b>RR1107K3</b>		
2.0	10/08-	CEKA	85	1984		ALT, (-AC) CA CA	6K0923
					<b>RR1187</b> <b>RR1187K1</b>		
<b>IBIZA V SPORTCOUPE (6J1)</b>							
1.2	07/08-	CGPA, CPGB, BZG	44-51	1198		ALT, (-AC) ALT, (AC)	6K1460 6K1873 ELAST
1.4	07/08-	CGGB, BXW	63	1390		MTR-CODE BXW, CGGB, ALT, (-AC) MTR-CODE BXW, CGGB, ALT, (AC)	6K0737 6K1080
					<b>RR1156(SET)</b> <b>RR1156K1</b>	MTR-CODE BXW, CGGB, CA MTR-CODE BXW, CGGB, CA	
1.4 TDI	07/08-	BMS	59	1422		ALT, (-AC) ALT, (AC) CA CA	6K0820 6K1180
					<b>RR1107</b> <b>RR1107K3</b>		
1.4 TSI	06/09-	CAVE, CAVF	110-132	1390		ALT, (-AC) ALT, (AC)	6K1600 6K1698
1.6	07/08-	BTS	77	1598		ALT, (-AC) ALT, (AC)	6K1090 6K1733
1.6 TDI	05/09-	CAYB	66	1598		MTR-CODE CAYB, ALT, (AC), 09 /2009⇒ MTR-CODE CAYB, ALT, (AC), ⇨08 /2009	6K1070 6K1138
					<b>RR1480</b>	MTR-CODE CAYB, CA	
1.9 TDI	07/08-	BXJ, BLS	66-77	1896		ALT, (-AC) ALT, (AC) CA CA	6K0820 6K1180
					<b>RR1107</b> <b>RR1107K3</b>		
2.0	10/08-	CEKA	85	1984		ALT, (-AC) CA CA	6K0923
					<b>RR1187</b> <b>RR1187K1</b>		
<b>INCA (6K9)</b>							
1.4 16V	04/00-06/03	AUA	55	1390		ALT ALT, AC	6K1070 6K1185
					<b>RR1229</b> <b>RR1229K1</b>		
1.4 i	11/95-06/03	AEX, AUD, APQ, AKV	44	1390		ALT ALT, PS ALT, PS, AC	6K0751 6K1070 6K1185
					<b>RR1020</b> <b>RR1020K1</b> <b>RR1020K2</b>	MTR-CODE AUD MTR-CODE AEX,AKV,APQ	
1.6 i	11/95-05/98	1F	55	1595		PS, (-AC) PS, (AC) ALT ALT, AC	2A0685 2A0755 6K0894 6K1153
					<b>RR1003</b> <b>RR1003K1</b>	MTR-CODE 1F MTR-CODE 1F	
		AEE	55	1598		ALT ALT, AC CA, MTR-CODE AEE, ALM CA, MTR-CODE AEE, ALM	6K1070 6K1185
					<b>RR1229</b> <b>RR1229K1</b>		
1.7 D	09/96-06/03	AHB	42	1716		PS, (-AC) PS, (AC) ALT, (-AC) ALT, (AC) CA CA	1A0730 2A0790 6K1045 6K1145
					<b>RR1165</b> <b>RR1165K2</b>		
1.9 D	11/95-06/03	1Y	47	1896		PS, (-AC) PS, WP, (AC) ALT, (-AC), (-TENS DAMPER) ALT, (-AC), (TENS DAMPER) ALT, (AC) CA CA, ⇨MTR-NO 705 902 CA, MTR-NO 705 903⇨	2A0730 2A0790 6K0923 6K1045 6K1145
					<b>RR1211</b> <b>RR1211K1</b> <b>RR1211K4</b>		
1.9 SDI	11/95-06/03	AEY, AYQ	47	1896		PS, (-AC), MTR-CODE AEY PS, WP, (AC), MTR-CODE AEY ALT, PS, (-AC), MTR-CODE AYQ	2A0730 2A0790 6K0906





RO-DRIVE™



ROFAN™

**SEAT**

INCA (6K9)

						ALT, (-AC), (-TENS DAMPER), MTR-CODE AEY	6K0923
						ALT, (-AC), (TENS DAMPER), MTR-CODE AEY	6K1045
						ALT, (AC), MTR-CODE AEY	6K1145
						ALT, PS, (AC), MTR-CODE AYQ	6K1660
					RR1094	CA, MTR-CODE AYQ, MTR-NO 005	
						518⇒	
					RR1094K1	CA, MTR-CODE AYQ, MTR-NO 005	
						518⇒	
					RR1164	CA, MTR-CODE AYQ, ⇒MTR-NO 005	
						517	
					RR1164K1	CA, MTR-CODE AYQ, ⇒MTR-NO 005	
						517	
					RR1165	CA, MTR-CODE AEY	
					RR1165K2	CA, MTR-CODE AEY	
1.9 TDI	09/96-06/03	ALH	66	1896		PS, (-AC)	2A0730
						PS, WP, (AC)	2A0790
						ALT, (-AC), MTR-CODE ALH	6K0906
						ALT, (-AC), MTR-CODE ALE, AHU	6K1045
						ALT, (AC), MTR-CODE ALE, AHU	6K1145
						ALT, (AC), MTR-CODE ALH	6K1660
					RR1094	CA, MTR-CODE ALH, MTR-NO 500	
						001⇒	
					RR1094K1	CA, MTR-CODE ALH, MTR-NO 500	
						001⇒, 10/2001⇒	
					RR1164	CA, MTR-CODE ALH, ⇒MTR-NO 500	
						000	
					RR1164K1	CA, OPT, MTR-CODE ALH, ⇒MTR-NO	
						500 000, ⇒09/2001	
					RR1211	CA, MTR-CODE ALE, AHU	
					RR1211K3	CA, MTR-CODE ALE, AHU	

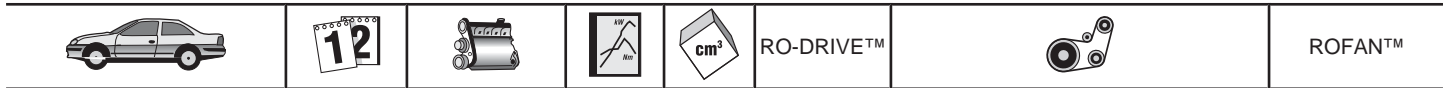
LEON (1M1)

1.4 16V	11/99-06/06	APE, AHW, AXP, BCA	55	1390		ALT, (-AC)	6K1080
						ALT, (AC)	6K1548
					RR1156(SET)	CA	
					RR1156K1	CA, MTR-CODE APE, AXP, BCA	
					RR1156K1	CA, MTR-CODE AHW, MTR-NO 160	
						001⇒	
					RR1156K2	CA, MTR-CODE AHW, ⇒MTR-NO 160	
						000	
1.6	11/99-06/06	AKL, AEH, BFQ	74-75	1595		ALT, (AC)	6DK1195
						ALT, (-AC)	6K1120
					RR1187	CA	
					RR1187K1	CA	
1.6 16 V	09/00-06/06	AUS, BCB, AZD	77	1598		ALT, PS	6K1080
						ALT, PS, AC	6K1548
					RR1156(SET)	CA	
					RR1156K1	CA	
1.8 20V, 1.8 20V T, 1.8 20V T 4	11/99-06/06	AGN, APG, AUQ, APP, AJQ, ARY	92-132	1781		ALT, (AC)	6DK1195
						ALT, (-AC)	6K1120
					RR1186	CA	
					RR1186K4	CA, ⇒CH-NO 1M-YB088 000, 1M-YR016 500	
					RR1186K5	CA, CH-NO 1M-YB088 001⇒, 1M-YR016 501⇒	
1.8 T Cupra R, 1.8 Turbo 4x4	02/02-06/06	AMK, BAM	154-165	1781		ALT, (AC)	6DK1195
						ALT, (-AC)	6K1120
					RR1186	CA	
					RR1186K5	CA	
1.9 SDI	11/99-06/06	AQM	50	1896		ALT, PS, (-AC)	6K0906
						ALT, PS, (AC)	6K1660
					RR1094	CA, WP, MTR-NO 045001⇒	
					RR1094K1	CA, WP	
					RR1164	CA, WP, ⇒MTR-NO 045000	
1.9 TDI	11/99-06/06	AGR, ALH	66	1896		ALT, PS, (-AC)	6K0906
						ALT, PS, (AC)	6K1660
					RR1094	CA, WP, MTR-CODE AGR, MTR-NO	
						565001⇒	
					RR1094	CA, WP, MTR-CODE ALH, MTR-NO	
						500001⇒	
					RR1094K1	CA, WP, MTR-CODE ALH, MTR-NO	
						001⇒, CA, WP, MTR-CODE AGR, MTR-NO	
						565 001⇒	
					RR1164	CA, WP, MTR-CODE AGR, ⇒MTR-NO	
						565000	
					RR1164	CA, WP, MTR-CODE ALH, ⇒MTR-NO	
						500000	



SEAT

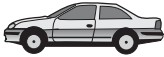









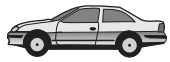
**SEAT**

<b>SEAT</b>							
<b>LEON (1M1)</b>							
					<b>RR1164K1</b>	CA, WP, MTR-CODE ALH, ⇨MTR-NO 500 000, CA, WP, MTR-CODE AGR, ⇨MTR-NO 565 000	
		ASV, AHF	81	1896		ALT, PS, (-AC) ALT, PS, (AC)	<b>6K0906</b> <b>6K1660</b>
					<b>RR1094</b> <b>RR1094</b>	CA, WP, MTR-CODE ASV CA, WP, MTR-CODE AHF, MTR-NO 595001⇨	
					<b>RR1094K1</b> <b>RR1094K1</b>	CA, WP, MTR-CODE ASV CA, WP, MTR-CODE AHF, MTR-NO 595 001⇨	
					<b>RR1164</b>	CA, WP, MTR-CODE AHF, ⇨MTR-NO 595000	
					<b>RR1164K1</b>	CA, WP, MTR-CODE AHF, ⇨MTR-NO 595 000	
	05/03-06/06	ASZ, AXR	74-96	1896		ALT, (AC) ALT, (-AC)	<b>6DK1195</b> <b>6K1120</b>
					<b>RR1107</b> <b>RR1107K3</b>	CA, WP CA, WP	
1.9 TDI, 1.9 TDI Syncro	02/01-06/06	ARL	110	1896		ALT, (AC) ALT, (-AC) CA	<b>6DK1195</b> <b>6K1120</b>
					<b>RR1107</b> <b>RR1107K2</b>	CA, MTR-CODE ARL, ⇨CH-NO 1M-2R120000	
					<b>RR1107K3</b>	CA, MTR-CODE ARL, CH-NO 1M-2R120001⇨	
2.3 VR5	09/00-11/03	AQN	125	2324		ALT, (AC)	<b>6DK1320</b>
2.8, .8 Cupra 4	02/01-06/06	AUE, BDE	150	2792		ALT, (AC)	<b>6DK1320</b>
<b>LEON (1P1)</b>							
1.4 16V	09/05-	BCA	55	1390		ALT, (-AC), MTR-CODE BCA ALT, (AC), MTR-CODE BCA	<b>6K1080</b> <b>6K1548</b>
					<b>RR1156(SET)</b> <b>RR1156K1</b>	CA, MTR-CODE BCA CA, MTR-CODE BCA	
	06/06-	BXW	63	1390		ALT, (-AC) ALT, (AC)	<b>6K0737</b> <b>6K1100</b>
					<b>RR1156(SET)</b> <b>RR1156K1</b>	CA CA	
1.4 TSI	11/07-	CAXC	92	1390		ALT, (AC)	<b>6K1733</b>
1.6	07/05-	CCSA, BSE, BSF	75	1595		ALT, (-AC) ALT, (AC)	<b>6K0900</b> <b>6K1045</b>
					<b>RR1187</b> <b>RR1187K1</b>	CA CA	
1.6 16V	09/05-		77	1597		ALT, (-AC), MTR-CODE AZD, BCB ALT, (AC), MTR-CODE AZD, BCB	<b>6K1080</b> <b>6K1548</b>
					<b>RR1156(SET)</b> <b>RR1156K1</b>	CA, MTR-CODE AZD, BCB CA, MTR-CODE AZD, BCB	
1.8 T 20V	09/05-	AUQ, BAM	132-165	1781		ALT, (AC), MTR-CODE AUQ, ARY ALT, (-AC), MTR-CODE AUQ, ARY	<b>6DK1195</b> <b>6K1120</b>
					<b>RR1186</b> <b>RR1186K5</b>	MTR-CODE AUQ, ARY MTR-CODE AUQ, ARY	
1.8 TSI	06/07-	BZB, CDAA	118	1798		ALT	<b>6K1120</b>
1.9 TDI	07/05-	BLS, BXE, BKC, BFX	66-77	1896		ALT, (-AC) ALT, (AC)	<b>6K0948</b> <b>6K1050</b>
					<b>RR1107</b> <b>RR1107K3</b>	CA, WP CA, WP	
1.9 TDi	10/05-	ASV	81	1896		ALT, PS, (-AC) ALT, PS, (AC)	<b>6K0906</b> <b>6K1660</b>
					<b>RR1094</b> <b>RR1094</b>	CA, WP, MTR-CODE ASV CA, WP, MTR-CODE AHF, MTR-NO 595001⇨	
					<b>RR1094K1</b> <b>RR1094K1</b>	CA, WP, MTR-CODE ASV CA, WP, MTR-CODE AHF, MTR-NO 595 001⇨	
					<b>RR1164</b>	CA, WP, MTR-CODE AHF, ⇨MTR-NO 595000	
					<b>RR1164K1</b>	CA, WP, MTR-CODE AHF, ⇨MTR-NO 595 000	
2.0 FSI	07/05-	BVZ, BLY, BVY, BLR	110	1984		ALT, (-AC) ALT, (AC)	<b>6K0900</b> <b>6K1045</b>
					<b>RR1061</b>	CA	
2.0 TDI	05/06-	CEGA, BMN	125	1968		MTR-CODE BMN, ALT, (-AC) MTR-CODE BMN, ALT, (AC) MTR-CODE CEGA, ALT, (AC)	<b>6K0948</b> <b>6K1050</b> <b>6K1070</b>
					<b>RR1087</b> <b>RR1479</b>	MTR-CODE BMN, CA, WP MTR-CODE CEGA, CA, WP	
	10/05-	BMM	103	1968		ALT, PS, (-AC) ALT, PS, (AC)	<b>6K0948</b> <b>6K1050</b>
					<b>RR1107</b>	CA, WP	



					RO-DRIVE™		ROFAN™
<b>SEAT</b>							
<b>LEON (1P1)</b>							
					<b>RR1107K3</b>	CA, WP	
	07/05-	AZV, BKD	100-103	1968		MTR-CODE AZV, BKD, ALT, (-AC)	<b>6K0948</b>
					<b>RR1087</b>	MTR-CODE AZV, BKD, ALT, (AC)	<b>6K1050</b>
2.0 TFSI	09/05-05/06	BWA1	136	1984		MTR-CODE AZV, BKD, CA, WP	
						ALT, (-AC)	<b>6K0900</b>
					<b>RR1061</b>	ALT, (AC)	<b>6K1054</b>
	05/05-	CDLD, BWJ, CDLA, BWA	147-195	1984		MTR-CODE BWA	
					<b>RR1061</b>	MTR-CODE BWJ, CDLD, ALT, (AC)	<b>6K1054</b>
	06/09-	CCZB	155	1984		MTR-CODE BWJ, CDLD, CA, WP	
						ALT, (AC)	<b>6K1120</b>
<b>MALAGA (023A)</b>							
1.2, 1.2 i	05/85-12/93	021A1000, 021C.1000	44-52	1193		ALT	<b>1A0750</b>
					<b>RR1415</b>	AC	<b>3A0975</b>
					<b>RR1415K1</b>		
1.5, 1.5 i KAT	05/85-12/93	021A2000, 021D.2000, 021C.2000	63-74	1461		ALT	<b>1A0750</b>
					<b>RR1415</b>	AC	<b>3A0975</b>
					<b>RR1415K1</b>		
1.7 D	05/85-12/93	022A.5000	40	1714		ALT, ⇨08/1985	<b>1A0825</b>
						ALT, 09/1985⇨	<b>1A0838</b>
<b>MARBELLA</b>							
0.8	08/86-12/93	08NCA	25	843		ALT	<b>1A0813</b>
0.9 KAT	11/96-10/98	08NCB	30	899		ALT	<b>1A0800</b>
0.9, 0.9 KAT	01/87-12/93	09NCA, 08NCB	29-32	903		ALT	<b>1A0813</b>
<b>RONDA (022A)</b>							
1.2	10/84-12/86	021A1000	44	1193		ALT	<b>1A0750</b>
					<b>RR1415</b>		
					<b>RR1415K1</b>		
1.4	06/82-11/88	124B7000	54	1438		ALT	<b>1A0800</b>
					<b>RR1364</b>		
1.5	09/84-12/86	021A2000	63	1461		ALT	<b>1A0750</b>
					<b>RR1415</b>		
					<b>RR1415K1</b>		
1.7 Diesel	06/82-12/86	022A.5000	40-41	1714		ALT, ⇨12/1985	<b>1A0825</b>
						ALT, 01/1986⇨	<b>1A0838</b>
<b>TERRA</b>							
0.9, 0.9 KAT	02/87-12/96	09NCA, 09NCB	29	903		ALT	<b>1A0800</b>
1.3 D	03/90-12/94	MN	33	1272		ALT	<b>1A0675</b>
					<b>RR1420</b>	INJP	
					<b>RR1429</b>		
1.4 D	10/90-12/95	1W	35	1398		ALT	<b>1A0700</b>
					<b>RR1420</b>	INJP	
					<b>RR1429</b>		
<b>TOLEDO I (1L)</b>							
1.6 i	05/91-03/99	1F, EZ, ABN	52-55	1595		ALT, (AC), ⇨CH-NO 1L-ZD304850	<b>1A0630</b>
						PS, ⇨CH-NO 1L-ZD304850	<b>1A0730</b>
						ALT, (PS), ⇨CH-NO 1L-ZD304850	<b>1A0865</b>
						ALT, ⇨CH-NO 1L-ZD304850	<b>1A0950</b>
						PS, (-AC), CH-NO 1L-ZD304851⇨	<b>2A0685</b>
						WP, PS, (AC), CH-NO 1L-ZD304851⇨	<b>2A0755</b>
						AC, ⇨CH-NO 1L-ZD304850	<b>3A0950</b>
						ALT, WP, (-AC), CH-NO 1L-ZD304851⇨	<b>6K0894</b>
						ALT, AC, CH-NO 1L-ZD304851⇨	<b>6K1153</b>
					<b>RR1003</b>		
					<b>RR1003K1</b>		
	11/96-03/99	AFT	74	1595		PS, (-AC)	<b>2A0685</b>
						WP, PS, (AC)	<b>2A0755</b>
						ALT, PS, WP, (-AC)	<b>6K0894</b>
						ALT, AC	<b>6K1153</b>
					<b>RR1228</b>		
					<b>RR1228K1</b>		
1.8 16V	05/91-03/99	KR, PL	92-98	1781		ALT, (AC)	<b>1A0630</b>
						PS	<b>1A0730</b>
						ALT, (PS)	<b>1A0865</b>
						ALT	<b>1A0950</b>
						AC	<b>3A0950</b>
					<b>RR1210</b>		
					<b>RR1210K1</b>		
1.8 GT	05/91-11/92	KR	102	1781		ALT, (AC), PS	<b>1A0630</b>
						ALT, (-AC)	<b>1A0950</b>
						WP, AC	<b>3A0950</b>
					<b>RR1210</b>	CA	
					<b>RR1210K1</b>	CA	
1.8 i	05/91-12/96	RP	65	1781		ALT, (AC)	<b>1A0630</b>
						PS	<b>1A0730</b>
						ALT, (PS)	<b>1A0865</b>
						ALT	<b>1A0950</b>





RO-DRIVE™









ROFAN™

**SEAT**

**TOLEDO I (1L)**

					RR1003 RR1003K1	AC	3A0950
	11/93-12/96	ADZ, ABS	66	1781		PS PS, (AC) ALT ALT, AC	2A0685 2A0755 6K0894 6K1153
					RR1003 RR1003K1		
1.9 D	05/91-03/99	1Y	50	1896		PS, ⇨CH-NO 1L-ZD304 850 PS, WP, CH-NO 1L-ZD304 851⇨ ALT, (AC) ALT, WP, ⇨CH-NO 1L-ZD304 850 ALT, (-AC) ALT, (-AC), 120 A ALT, (AC), CH-NO 1L-ZD304 851⇨ CA	2A0650 2A0730 2A0790 2A0950 6K0923 6K1045 6K1145
					RR1211 RR1211K1 RR1211K4	CA, ⇨MTR-NO 705 902 CA, MTR-NO 705 903⇨	
1.9 TD	05/91-03/99	AAZ	55	1896		ALT, (AC), ⇨CH-NO 1L-ZD304 850 PS, ⇨CH-NO 1L-ZD304 850 PS, WP, CH-NO 1L-ZD304 851⇨ ALT, (AC) ALT, WP, ⇨CH-NO 1L-ZD304 850 WP, (AC) ALT, (-AC) ALT, (-AC), 120 A ALT, (AC), CH-NO 1L-ZD304 851⇨ CA	1A0700 2A0650 2A0730 2A0790 2A0950 3A0950 6K0923 6K1045 6K1145
					RR1211 RR1211K1 RR1211K4	CA, ⇨MTR-NO 705 902 CA, MTR-NO 705 903⇨	
1.9 TDI	08/95-03/99	1Z, AHU	66	1896		PS, (-AC) PS, WP, (AC) ALT, (-AC) ALT, (-AC), 120 A ALT, (AC) CA	2A0730 2A0790 6K0923 6K1045 6K1145
					RR1211 RR1211K2 RR1211K2	CA, MTR-CODE 1Z, ⇨MTR-NO 289 576 CA, MTR-CODE AHU, ⇨MTR-NO 136 385	
					RR1211K3 RR1211K3	CA, MTR-CODE 1Z, MTR-NO 289 577⇨ CA, MTR-CODE AHU, MTR-NO 136 386⇨	
	11/96-03/99	AFN	81	1896		PS, (-AC) PS, WP, (AC) ALT, (-AC) ALT, (-AC), 120 A ALT, (AC) CA	2A0730 2A0790 6K0923 6K1045 6K1145
					RR1211 RR1211K2 RR1211K3	CA, ⇨MTR-NO 136 733 CA, MTR-NO 136 734⇨	
2.0 i	05/91-03/99	AGG, 2E	85	1984		ALT, (AC) PS ALT, (PS) ALT AC	1A0625 1A0730 1A0865 1A0950 3A0950
					RR1371 RR1371K2		
2.0 i 16V	11/93-03/99	ABF	110	1984		PS PS, (AC) ALT ALT, AC	2A0685 2A0755 6K0976 6K1153
					RR1207		
<b>TOLEDO II (1M2)</b>							
1.4 16V	07/99-05/06	AXP, AHW	55	1390		ALT, (-AC) ALT, (AC) CA	6K1080 6K1548
					RR1156(SET) RR1156K1 RR1156K1	CA, MTR-CODE APE, AXP, BCA CA, MTR-CODE AHW, MTR-NO 160 001⇨	
					RR1156K2	CA, MTR-CODE AHW, ⇨MTR-NO 160 000	
1.6	04/99-05/06	AKL, AEH, BFQ	74-75	1595		ALT, (AC) ALT, (-AC) CA	6DK1195 6K1120
					RR1187 RR1187K1	CA	
1.6 16V	09/00-05/06	AZD, AUS, BCB	77	1598		ALT, PS ALT, PS, AC	6K1080 6K1548



					RO-DRIVE™		ROFAN™
---	---	---	---	---	-----------	---	--------

## SEAT

## TOLEDO II (1M2)

					RR1156(SET) RR1156K1	CA CA	
1.8 Allrad	05/02-10/05	AMK, BAM	154-165	1781	RR1186 RR1186K5	ALT, (AC) ALT, (-AC) CA CA	6DK1195 6K1120
1.8 Allrad, 1.8 20V, 1.8 20VT	04/99-05/06	AGN, APG, ARY, AUQ	92-132	1781	RR1186 RR1186K4 RR1186K5	ALT, (AC) ALT, (-AC) CA CA, ⇨CH-NO 1M-YB088 000, 1M-YR016 500 CA, CH-NO 1M-YB088 001⇨, 1M-YR016 501⇨	6DK1195 6K1120
1.9 SDI	11/99-06/04	AQM	50	1896	RR1094 RR1094K1 RR1164 RR1164K1	ALT, PS ALT, PS, AC CA, MTR-CODE AQM, MTR-NO 045001⇨ MTR-CODE AQM, MTR-NO 045001⇨ CA, MTR-CODE AQM, ⇨MTR-NO 045000 MTR-CODE AQM, ⇨MTR-NO 045000	6K0906 6K1660
1.9 TDI	04/99-05/06	ALH, AGR	66	1896	RR1094 RR1094 RR1094K1 RR1164 RR1164 RR1164K1	ALT, PS, (-AC) ALT, PS, (AC) CA, WP, MTR-CODE AGR, MTR-NO 565001⇨ CA, WP, MTR-CODE ALH, MTR-NO 500001⇨ CA, WP, MTR-CODE ALH, MTR-NO 500 001⇨, CA, WP, MTR-CODE AGR, MTR-NO 565 001⇨ CA, WP, MTR-CODE AGR, ⇨MTR-NO 565000 CA, WP, MTR-CODE ALH, ⇨MTR-NO 500000 CA, WP, MTR-CODE ALH, ⇨MTR-NO 500 000, CA, WP, MTR-CODE AGR, ⇨MTR-NO 565 000	6K0906 6K1660
		AHF, ASV	81	1896	RR1094 RR1094 RR1094K1 RR1094K1 RR1164 RR1164K1	ALT, PS, (-AC) ALT, PS, (AC) CA, WP, MTR-CODE ASV CA, WP, MTR-CODE AHF, MTR-NO 595001⇨ CA, WP, MTR-CODE ASV CA, WP, MTR-CODE AHF, MTR-NO 595 001⇨ CA, WP, MTR-CODE AHF, ⇨MTR-NO 595000 CA, WP, MTR-CODE AHF, ⇨MTR-NO 595 000	6K0906 6K1660
	10/00-05/06	ARL	110	1896	RR1107 RR1107K2 RR1107K3	ALT, PS, AC ALT, PS CA CA, MTR-CODE ARL, ⇨CH-NO 1M-2R120000 CA, MTR-CODE ARL, CH-NO 1M-2R120001⇨	6DK1195 6K1120
1.9 TDi	08/05-05/06	ASZ, AXR	74-96	1896	RR1107 RR1107K3	ALT, (AC) ALT, (-AC) CA, MTR-CODE AXR CA, MTR-CODE AXR	6DK1195 6K1120
2.3 V5	04/99-05/01	AGZ	110	2324		ALT, WP, PS, AC ALT, WP, PS	6DK1352 6K1293
2.3 V5 20V	05/01-05/06	AQN	125	2324		ALT, (AC)	6DK1320
2.8, 2.8 4x4	10/00-04/04	AUE, BDE	150	2792		ALT, (AC)	6DK1320
<b>TOLEDO III (5P2)</b>							
1.6	10/04-05/09	BSF, BSE, CCSA, BGU	75	1595	RR1187 RR1187K1	ALT, (-AC) ALT, (AC) CA CA	6K0900 6K1045
1.8 TFSI	01/07-	BZB, BYT, CDAA	118	1798		ALT	6K1120
1.9 TDI	10/04-	BXE, BLS, BJB, BKC	77	1896	RR1107 RR1107K3	ALT, (-AC) ALT, (AC) CA, WP CA, WP	6K0948 6K1050
2.0 FSI	10/04-	BVZ, BLR, BVY, BLY	110	1984	RR1061	ALT, (-AC) ALT, (AC) MTR-CODE BLR, BLY	6K0900 6K1045









## SEAT

Model	Period	Code	Volume	Year	Part Code	Part Description	Part Number
TOLEDO III (5P2) 2.0 TDI	01/06-05/09	CEGA, BMN	125	1968	RR1087 RR1479	MTR-CODE BMN, ALT, (-AC) MTR-CODE BMN, ALT, (AC) MTR-CODE CEGA, ALT, (AC) MTR-CODE BMN, CA, WP MTR-CODE CEGA, CA, WP	6K0948 6K1050 6K1070
	11/05-05/09	BMM	103	1968	RR1107 RR1107K3	ALT, (-AC) ALT, (AC) CA CA	6K0948 6K1050
2.0 TDI, 2.0 TDI 16V	09/04-05/09	AZV,., BKD	100-103	1968	RR1087	MTR-CODE AZV, BKD, ALT, (-AC) MTR-CODE AZV, BKD, ALT, (AC) MTR-CODE AZV, BKD, CA, WP	6K0948 6K1050
2.0 TFSI	11/05-05/09	BWA	147	1984	RR1061	MTR-CODE BWA, ALT, (AC) MTR-CODE BWA, CA, WP	6K1054

## SKODA

Model	Period	Code	Volume	Year	Part Code	Part Description	Part Number
105,120 (742) 1.0 105 S,L	08/76-12/90	742,10	34	1046		ALT FAN	1A1000 1A1050
	08/76-12/90	742.12X	38-43	1174		ALT FAN	1A1000 1A1050
105,120 (744) 1.0 105 S,L, LS	10/83-12/90	742,10	32-33	1038		ALT FAN	1A1000 1A1050
	02/83-12/90	742.12, 742.12X	35-43	1174		ALT FAN	1A1000 1A1050
130 G, GL (S136) GL GL (S135) L, GL	05/88-10/91		46	1280		ALT	1A1000
	08/87-10/91		39	1280		ALT	1A1000
	05/88-10/91	135/8	43	1280		ALT	1A1000
	02/85-10/91	742,13	45	1280		ALT	1A1000
FABIA 1.0 1.2 1.2 1.4 1.4 16V 1.4 TDI 1.4 TDI	12/99-08/02	AQV, ARV, ATY	37	996		ALT, (-AC) ALT, (AC)	5K1219 6K1750
	07/01-	BME, AZQ, AWY	40-47	1198		ALT, ⇨CH-NO 6Y-3-893311, ALT, CH-NO 6Y-4-893312⇨	6K1460
						ALT, PS, CH-NO 6Y-3-805553⇨ ALT, PS, ⇨CH-NO 6Y-3-805552	6K1873 ELAST 6K1880
	12/06-	CHFA, BBM, CGPA, BZG, CEVA	44-51	1198		ALT, (-AC) ALT, (AC), CH-NO 5J-7-000 001⇨, MTR-CODE BBM, BZG	6K1460 6K1873 ELAST
						ALT, (-AC) ALT, (AC)	5K1219 6K1750
	08/99-	AQW, AME, ATZ, AZE, AZF	44-50	1397		ALT, (-AC) ALT, (AC)	5K1219 6K1750
	10/99-03/08	BKY, BBY, AUA	55	1390		ALT, (-AC), MTR-CODE AUA, CH-NO 6Y-2-389 396⇨ MTR-CODE BBY, BKY, ALT, (-AC)	6K0737 6K0737
						ALT, (-AC), MTR-CODE AUA, ⇨CH-NO 6Y-2-389 395 ALT, (AC), MTR-CODE AUA, (MANL), CH-NO 6Y-2-389 396⇨ MTR-CODE AUA, ALT, (AC), (AUTOM) MTR-CODE BBY, BKY, ALT, (AC)	6K0745 6K1080 6K1080 6K1080
						CA CA, ⇨CH-NO 6Y-5B050 001, 6Y-54421 759	6K1080
						ALT, (-AC), MTR-CODE AUB, CH-NO 6Y-2-389 396⇨ MTR-CODE BBZ, ALT, (-AC) ALT, (-AC), MTR-CODE AUB, ⇨CH-NO 6Y-2-389 395 ALT, (AC), MTR-CODE AUB, CH-NO 6Y-2-389 396⇨ MTR-CODE BBZ, ALT, (AC)	6K0737 6K0737 6K0745 6K1080 6K1080
12/99-03/08	AUB, BBZ	74	1390		CA CA, ⇨CH-NO 6Y-5B050 001, 6Y-54421 759	6K1080	
					ALT, (-AC) ALT, (AC) CA, WP CA, WP	6K0858 6K0995	
04/03-03/08	AMF	55	1422		ALT, (-AC) ALT, (AC) CA, WP CA, WP	6K0858 6K0995	
					ALT, (-AC), CH-NO 6Y-54315 238⇨ ALT, (-AC), ⇨CH-NO 6Y-54315 237 ALT, (AC) CA, WP CA, WP	6K0820 6K0858 6K0995	
10/05-	BNM	51	1422		RR1107 RR1107K3	6K0820 6K0858 6K0995	
	BNV, BMS	59	1422		RR1107 RR1107K3	6K0820 6K0995	

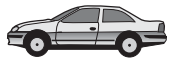


					RO-DRIVE™		ROFAN™
---	---	---	---	---	-----------	---	--------

## SKODA

FABIA							
					RR1107	ALT, (AC), MTR-CODE BMS	6K1180
					RR1107K3	CA, WP	
1.4, 1.4 16V	02/06-	BUD, BXW	59-63	1390		ALT, (-AC)	6K0737
						ALT, (AC)	6K1080
					RR1156(SET)	CA, MTR-CODE BUD	
					RR1156K1	CA, MTR-CODE BUD, ⇨CH-NO	
						6Y-5B050 001, 6Y-54421 759	
1.6	04/07-	BTS	77	1598		ALT, (-AC)	6K1090
						ALT, (AC)	6K1733
1.9 SDI	11/99-	ASY	47	1896		ALT, (-AC)	6K0780
						ALT, (AC)	6K1095
					RR1094	CA, CH-NO 6Y-2X018 718⇨	
					RR1094	CA, CH-NO 6Y-23286 343⇨	
					RR1094K2	CA, MTR-NO 021001⇨	
					RR1164	CA, ⇨CH-NO 6Y-2X018 717	
					RR1164	CA, ⇨CH-NO 6Y-23286 342	
					RR1164K2	CA, ⇨MTR-NO 021 000	
1.9 TDI	01/00-	AXR, ATD	74	1896		ALT, (-AC)	6K0780
						ALT, (AC)	6K1180
					RR1107	CA, WP	
					RR1107K2	CA, WP, MTR-CODE ATD, ⇨CH-NO	
						6Y-2X022 027, 6Y-23306 084	
					RR1107K3	MTR-CODE ATD, CA, WP, CH-NO	
						6Y-2X022 028⇨, 6Y-23306 085⇨	
					RR1107K3	MTR-CODE AXR, CA, WP	
	04/07-	BLS, BSW	77	1896		ALT, (-AC), MTR-CODE AXR, BSW	6K0780
						ALT, (AC), MTR-CODE BLS	6K1180
					RR1107	CA, WP	
					RR1107K3	CA, WP	
1.9 TDI RS	06/03-03/08	ASZ, BLT	96	1896		ALT, (-AC)	6K0780
						ALT, (AC)	6K1180
					RR1107	CA, WP	
					RR1107K2	CA, WP, ⇨CH-NO 6Y-2-412298,	
						6Y-2-X032148	
					RR1107K3	CA, WP, CH-NO 6Y-2-412299⇨,	
						6Y-2-X032149⇨	
2.0	12/99-03/08	AZL, AQY	85	1984		ALT	6K0923
					RR1187	CA	
					RR1187K1	CA	
FAVORIT							
1.3	01/94-09/94	136B	50	1289		ALT	1A0975
	01/94-06/95	136B	50	1289		ALT	1A1000
	09/91-06/97	136B, 781.135E	40-50	1289		ALT, 06/1993⇨	4K0950
	12/92-06/97	781.135	42	1289		ALT	1A0950
1.3, 1.3 135, 1.3 135X,LX,GLX, 1.3 135L, 1.3 136	05/89-06/97	135B, 781.135, 781.135E, 136L, OHC	40-44	1289		ALT, ⇨05/1993	1A0950
						ALT, 06/1993⇨	4K0950
FELICIA I							
1.3	08/95-03/98	135L, AMJ	43	1289		ALT	1A0950
						ALT, MTR-CODE AMJ	4K0950
							6K1680
	10/95-04/02	AMJ	43	1289		ALT	6K1680
1.3, 1.3 LX, 1.3 LXI	10/94-	AMG, AMH, AMJ, 135B, 135M, 136B, 136M	40-50	1289		ALT	1A0950
						ALT, PS	4K0950
						ALT, PS, AC	6K1680
							6K1680
1.6, 1.6 GLX, 1.6 LX	08/95-	AEE	55	1598		ALT, (-AC), (-PS)	6K0751
						ALT, (-AC), (PS)	6K1070
						ALT, (AC), (-PS)	6K1080
						ALT, (AC), (PS)	6K1125
					RR1229	CA, MTR-CODE AEE, ALM	
					RR1229K1	CA, MTR-CODE AEE, ALM	
1.9 D	10/95-	AEF	47	1896		ALT	5K1219
					RR1119		
					RR1119K1		
FELICIA II							
1.3	01/98-06/01	AMG, AMH, AMJ	43-50	1289		ALT	1A0950
						ALT, PS	4K0950
						ALT, PS, AC	6K1680
							6K1680
1.6	01/98-06/01	AEE	55	1598		ALT, (-AC), (-PS)	6K0751
						ALT, (-AC), (PS)	6K1070
						ALT, (AC), (-PS)	6K1080
						ALT, (AC), (PS)	6K1125
					RR1229	CA, MTR-CODE AEE, ALM	
					RR1229K1	CA, MTR-CODE AEE, ALM	
1.9 D	01/98-06/01	AEF	47	1896		ALT	5K1219





RO-DRIVE™



ROFAN™

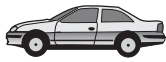
**SKODA**

FELICIA II

					RR1119 RR1119K1	
<b>OCTAVIA (1U2, 1U5)</b>						
1.4	04/99-	AMD	44	1397		ALT, PS, (-AC) <b>6K1520</b>
1.4 16V	08/00-	BCA, AXP	55	1390		ALT, (-AC) <b>6K1080</b> ALT, (AC) <b>6K1548</b>
					RR1156(SET) RR1156K1	CA CA
1.6	09/96-	AEE	55	1598		ALT, PS <b>6K1080</b> ALT, PS, AC <b>6K1548</b>
					RR1229 RR1229K1	CA, MTR-CODE AEE, ALM CA, MTR-CODE AEE, ALM
	02/97-	AEH, AKL, AVU, BFQ	74-75	1595		ALT, PS, AC <b>6DK1195</b> ALT, PS, (-AC) <b>6K1120</b>
					RR1187 RR1187K1	CA CA
1.8, 1.8 20V, 1.8 T	09/96-	AGN, AGU, AUM, ARZ, ARX	92-110	1781		ALT, (AC) <b>6DK1195</b> ALT, (-AC) <b>6K1120</b>
					RR1186 RR1186K4	CA
					RR1186K5	CA, ⇨CH-NO 1U-Y2390 953, 1U-Y8298 302 CA, CH-NO 1U-Y2390 954⇨, 1U-Y8298 303⇨
1.9 SDI	06/97-	AQM, AGP, ASV, AHF	50-81	1896		ALT, (-AC) <b>6K0906</b> ALT, (AC) <b>6K1660</b>
					RR1094	CA, WP, MTR-CODE AGP, MTR-NO 595 001⇨
					RR1094	CA, WP, MTR-CODE AQM, MTR-NO 045 001⇨
					RR1094K1	CA, WP, MTR-CODE AQM, MTR-NO 045 001⇨
					RR1094K1	CA, WP, MTR-CODE AGP, MTR-NO 595 001⇨
					RR1164	CA, WP, MTR-CODE AGP, ⇨MTR-NO 595 000
					RR1164	CA, WP, MTR-CODE AQM, ⇨MTR-NO 045 000
					RR1164K1	CA, WP, MTR-CODE AQM, ⇨MTR-NO 045 000
					RR1164K1	CA, WP, MTR-CODE AGP, MTR-NO 400 001⇨, ⇨MTR-NO 595 000
1.9 TDI	08/97-	ASV, AHF	81	1896		ALT, PS, (-AC) <b>6K0906</b> ALT, PS, (AC) <b>6K1660</b>
					RR1094	CA, WP, MTR-CODE AHF, MTR-NO 595 001⇨
					RR1094	CA, WP, MTR-CODE ASV, MTR-NO 150 001⇨
					RR1094K1	CA, WP, MTR-CODE AHF, MTR-NO 595 001⇨
					RR1094K1	CA, WP, MTR-CODE ASV, MTR-NO 150 001⇨
					RR1164	CA, WP, MTR-CODE AHF, ⇨MTR-NO 595 000
					RR1164	CA, WP, MTR-CODE ASV, ⇨MTR-NO 150 000
					RR1164K1	CA, WP, MTR-CODE AHF, MTR-NO 006 067⇨, ⇨MTR-NO 595 000
					RR1164K1	CA, WP, MTR-CODE ASV, ⇨MTR-NO 150 000
	01/03-	ASZ, AXR	74-96	1896		ALT, PS, (AC) <b>6DK1195</b> ALT, PS, (-AC) <b>6K1120</b>
					RR1107 RR1107K3	CA, WP CA, WP
1.9 TDI, 1.9 TDI 4x4	09/96-	ALH, AGR	66	1896		ALT, PS, (-AC) <b>6K0906</b> ALT, PS, (AC) <b>6K1660</b>
					RR1094	CA, WP, MTR-CODE AGR, MTR-NO 565 001⇨
					RR1094	CA, WP, MTR-CODE ALH, MTR-NO 50 0001⇨
					RR1094K1	CA, WP, MTR-CODE AGR, MTR-NO 565 001⇨
					RR1094K1	CA, WP, MTR-CODE ALH, MTR-NO 500 001⇨
					RR1164	CA, WP, MTR-CODE AGR, ⇨MTR-NO 565 000
					RR1164	CA, WP, MTR-CODE ALH, ⇨MTR-NO 500 000
					RR1164K1	CA, WP, MTR-CODE AGR, MTR-NO







RO-DRIVE™



ROFAN™

## SKODA

### OCTAVIA (1U2, 1U5)

					RR1164K1	044 442⇒, ⇒MTR-NO 565 000 CA, WP, MTR-CODE ALH, ⇒MTR-NO 500 000	
					RR1164K2	CA, WP, MTR-CODE AGR, ⇒MTR-NO 044 441	
	08/00-	ATD, AXR	74	1896	RR1107 RR1107K2 RR1107K3 RR1107K3	ALT, PS, (AC) ALT, PS, (-AC) MTR-CODE ATD, AXR, CA, WP MTR-CODE ATD, ⇒CH-NO 1U-2A006 980, 1U-32704 906, 1U-38677 465, CA, WP MTR-CODE ATD, CH-NO 1U-2A006 981⇒, 1U-32704 907⇒, 1U-38677 466⇒, CA, WP MTR-CODE AXR, CA, WP	6DK1195 6K1120
2.0, 2.0 4x4	04/99-	AZH, AEG, APK, AQY, AZJ, ATF	85	1984	RR1187 RR1187K1	ALT, (AC) ALT, (-AC) CA CA	6DK1195 6K1120
RS 1.8 T	05/01-	AUQ	132	1781	RR1186 RR1186K5	ALT, PS, AC ALT, PS	6DK1195 6K1120

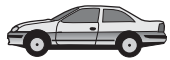
### OCTAVIA (1Z3, 1Z5)

1.4	05/04-	BCA, BUD	55-59	1390	RR1156(SET) RR1156K1	ALT, (-AC) ALT, (AC) CA, WP CA, WP	6K0737 6K1100
1.4 TSI	11/08-	CAXA	90	1390		ALT, (-AC) ALT, (AC)	6K1090 6K1733
1.6 FSI	02/04-	BLF	85	1598		ALT, PS, (-AC) ALT, PS, AC	6K1090 6K1733
1.6 TDI	06/09-	CAYC	77	1598	RR1480	MTR-CODE CAYC, ALT, (AC), 09 /2009⇒ MTR-CODE CAYC, ALT, (AC), ⇒08 /2009 MTR-CODE CAYC, CA	6K1070 6K1138
1.6, 1.6 GreenLine	06/04-	BGU, BSE, BSF, CCSA	75	1595	RR1187 RR1187K1	ALT, (-AC) ALT, (AC) CA CA	6K0900 6K1045
1.8 TSI, 1.4 TSI 4x4	06/07-	BZB, CDAA	118	1798		ALT	6K1120
1.9 TDI, 1.9 TDI 4x4	06/04-	BXE, BJB, BLS, BKC	77	1896	RR1107 RR1107K3	ALT, (-AC) ALT, (AC) CA, WP CA, WP	6K0948 6K1050
2.0 FSI, 2.0 FSI 4x4	11/04-	BLR, BLX , BVY, BVZ, BLY, BVX	110	1984	RR1061	ALT, (-AC) ALT, (AC)	6K0900 6K1045
2.0 RS	10/05-	BWA, CCZA	147	1984	RR1061	MTR-CODE BWA, ALT, (AC) MTR-CODE CCZA, ALT, (AC) MTR-CODE BWA, CA, WP	6K1054 6K1120
2.0 TDI	04/06-	BMN, CEGA	125	1968	RR1087 RR1479	ALT, (-AC), MTR-CODE BMN ALT, (AC), MTR-CODE BMN ALT, (AC), MTR-CODE CEGA CA, MTR-CODE BMN CA, MTR-CODE CEGA	6K0948 6K1050 6K1070
2.0 TDI, 2.0 TDI 4x4	11/05-	BMM	103	1968	RR1107 RR1107K3	ALT, (-AC) ALT, (AC) CA, MTR-CODE BMM CA, MTR-CODE BMM	6K0948 6K1050
2.0 TDI, 2.90 TDI 16V	02/04-	AZV, BKD	100-103	1968	RR1087	MTR-CODE AZV, BKD, ALT, (-AC) MTR-CODE AZV, BKD, ALT, (AC) MTR-CODE AZV, BKD, CA, WP	6K0948 6K1050

### PRAKTIK

1.2	03/07-	CGPA, BZG	51	1198		ALT, (-AC) ALT, (AC), CH-NO 5J-7-000 001⇒, MTR-CODE BBM, BZG	6K1460 6K1873 ELAST
1.4	03/07-	BXW	63	1390	RR1156(SET) RR1156K1	ALT, (-AC) ALT, (AC) CA CA	6K0737 6K1080
1.4 TDI	03/07-	BMS, BNV	59	1422	RR1107 RR1107K3	ALT, (-AC), MTR-CODE BNV, BMS ALT, (AC), MTR-CODE BNV ALT, (AC), MTR-CODE BMS CA, WP CA, WP	6K0820 6K0995 6K1180
		BNM	51	1422		ALT, (-AC)	6K0820





RO-DRIVE™



ROFAN™







### SKODA

PRAKTIK



					RR1107 RR1107K3	ALT, (AC) CA, WP CA, WP	6K0995
<b>RAPID (120G, 130G, 135G)</b>							
1.2	02/83-12/90		43	1164		ALT	1A1000
1.3	09/84-10/91	742,13, 135/8	45	1280		ALT	1A1000
<b>ROOMSTER (5J)</b>							
1.2	05/06-	BME, BZG, CGPA	47-51	1198		ALT, (-AC) ALT, (AC), MTR-CODE BME	6K1460 6K1873 ELAST
1.4	09/06-	BXW	63	1390		ALT, (-AC) ALT, (AC)	6K0737 6K1080
1.4 TDI	07/06-	BNM	51	1422	RR1107 RR1107K3	ALT, (-AC) ALT, (AC) CA, WP CA, WP	6K0820 6K0995
	09/06-	BMS, BNV	59	1422	RR1107 RR1107K3	ALT, (-AC), MTR-CODE BNV, BMS ALT, (AC), MTR-CODE BNV ALT, (AC), MTR-CODE BMS CA, WP CA, WP	6K0820 6K0995 6K1180
1.6	09/06-	BTS	77	1598		ALT, (-AC) ALT, (AC)	6K1090 6K1733
1.9 TDI	09/06-	BLS, BSW	77	1896	RR1107 RR1107K3	ALT, (-AC), MTR-CODE AXR, BSW ALT, (AC), MTR-CODE BLS CA, WP CA, WP	6K0780 6K1180
<b>SUPERB (3T5)</b>							
1.4 TSI	10/09-		92	1390		ALT, (AC)	6K1733
1.8 TSI, 1.8 TSI 4x4	10/09-		118	1798		ALT	6K1120
2.0 TDI	10/09-		103	1968	RR1087	MTR-CODE BKD, ALT, (AC) MTR-CODE BKD, CA	6K1050
3.6 V6 4x4	10/09-		191	3580		ALT	6K1610
<b>SUPERB (3T4)</b>							
1.4 TSI	07/08-	CAXC	92	1390		ALT	6K1733
1.8 TSI, 1.8 TSI 4x4	03/08-	BZB, CDAA	118	1798		ALT	6K1120
1.9 TDI	03/08-	BXE, BLS	77	1896	RR1107 RR1107K3	ALT CA CA	6K1050
2.0 TDI	03/08-	BMP	103	1968	RR1107 RR1107K3	ALT CA CA	6K1050
2.0 TDI 16V	01/09-	CLJA, CFFB, BKD	103	1968	RR1087	MTR-CODE BKD, ALT, (-AC) MTR-CODE BKD, ALT, (AC) MTR-CODE BKD, CA, WP	6K0948 6K1050
2.0 TDI, 2.0 TDI 4x4	07/08-	CFGB, CBBB	125	1968	RR1479	MTR-CODE CBBB, ALT MTR-CODE CBBB, CA	6K1070
3.6 V6 4x4	11/08-	CDVA	191	3580		ALT	6K1610
<b>SUPERB (3U4)</b>							
1.8 T	02/02-03/08	AWT	110	1781	RR1186 RR1186K2	AC ALT, PS	4K0855 5K1300
1.9 TDI	02/02-03/08	AVB, AVF, AWX,	74-96	1896	RR1107 RR1107K2 RR1107K3	AC ALT, PS ⇒CH-NO 3U-29009506 CH-NO 3U-29009507⇒	4K0855 5K1432
	10/05-03/08	BPZ, BSV	77-85	1896	RR1107 RR1107K3	AC ALT, PS, WP, FAN CA, WP CA, WP, CH-NO 3U-29015 229⇒	4K0855 5K1432
2.0	02/02-03/08	AZM	85	1984	RR1187 RR1187K1	AC ALT, PS CA CA	4K0855 5K1300
2.0 TDI	10/05-03/08	BSS	103	1968	RR1107 RR1107K2 RR1107K3	AC ALT, PS, WP, FAN CA, WP CA, ⇒CH-NO 3U-29015 228 CA, WP, CH-NO 3U-29015 229⇒	4K0855 5K1432
2.5 TDI	02/02-03/08	BDG, AYM	114-120	2496	RR1113 RR1113K1 RR1116 RR1116K2	AC ALT, PS INJP INJP CA	4K1237 6K2404
2.8 V6	02/02-03/08	AMX	142	2771		ALT, PS, AC	6K1880



					RO-DRIVE™		ROFAN™
---	---	---	---	---	-----------	---	--------

## SKODA

### SUPERB (3U4)

					RR1180 RR1180K2	
<b>YETI</b>						
1.2 TSI	09/09-	CBZB	77	1197		MTR-CODE CBZB, ALT, (-AC) 6K1432 MTR-CODE CBZB, ALT, (AC) 6K1693
1.8 TSI 4x4	05/09-	CDAА	118	1798		ALT 6K1120
2.0 TDI 4x4	05/09-	CFHC, CBDB	103	1968	RR1479 RR1480	MTR-CODE CBDB, CFHC, ALT, (AC) 6K1070 MTR-CODE CBDB, CA MTR-CODE CFHC, ALT
	11/09-	CFJA, CEGA	125	1968	RR1479	MTR-CODE CEGA, ALT, (AC) 6K1070 MTR-CODE CEGA, CA
2.0 TDI, 2.0 TDI 4x4	11/09-	CFHA, CFHF	81	1968	RR1480	MTR-CODE CFHA, CFHC, CFHF, ALT, (AC) 6K1070 MTR-CODE CFHA, CFHC, CFHF, CA

## SMART

<b>CABRIO</b>						
0.6	03/00-01/04	M160E6ALB03, M160E6ALB05	40-52	599		AC 3K0850 ALT 4K0790
0.7	01/03-01/04		45-55	698		AC 3K0850 ALT 4K0790
0.8 CDI	03/01-01/04	OM660DE8LA	30	799		AC 3K0850 ALT, PS 5K0768
<b>CITY-COUPЕ (MC01)</b>						
0.6	07/98-01/04	M160E6ALB03, M160E6ALB04, M160E6ALB05	33-52	599		AC 3K0850 ALT 4K0790
0.7	01/03-01/04		37-55	698		AC 3K0850 ALT 4K0790
0.8 CDI	11/99-01/04	OM660DE8LA	30	799		AC 3K0850 ALT 5K0768
<b>CROSSBLADE</b>						
0.6	06/02-		52	599		AC 3K0850 ALT, PS 4K0790
<b>FORFOUR</b>						
1.1	01/04-		47-55	1124		ALT 5K0920 AC 5K1219
1.3	01/04-		70	1332		ALT 5K0920 AC 5K1219
1.5, 1.5 CDI	01/04-	M135.950	50-90	1499		ALT 5K0920 AC 5K1219
<b>FORTWO</b>						
0.7	01/04-		37-55	698		AC 3K0850 ALT 4K0790
0.8 CDI	01/04-	OM660DE8LA	30	799		AC 3K0850 ALT, PS 5K0768
1.0 , 1.0 Brabus, 1.0 Turbo	01/07-	M132.910	45-72	999		AC 4K0735 ALT 4K0800
<b>ROADSTER</b>						
0.7, 0.7 Brabus	06/03-		45-74	698		AC 3K0850 ALT 4K0790

## SSANGYONG

<b>ACTYON</b>						
200 Xdi 4WD	10/06-		104	1998		ALT 6K2257
<b>KORANDO (K4, KJ)</b>						
2.3	05/97-		103	2295		ALT, PS, AC 6K2155
2.3 TDiC	07/98-		74	2299		ALT, (-AC) 6K2040 ALT, (AC), ⇨02/2000 6K2100 ALT, (AC), 03/2000⇨ 6K2120
2.5 D Allrad	06/93-05/97	XD3P	58	2498		AC 3A0975 PS 3A1150 ALT 3A1175
2.9 D	12/96-	MB-OM662	72	2874		ALT, PS 6K2050 ALT, PS, AC 6K2100
3.2, 3.2 4x4	12/96-	M104.995	154-162	3199		ALT 6K2245
<b>KYRON</b>						
2.0 Xdi, 2.0 Xdi 4x4	05/05-		104	1998		ALT 6K2257
2.7 Xdi	05/05-		121	2696		ALT 6K2257
<b>MUSSO (FJ)</b>						
2.3	10/96-	M111.970	103	2295		ALT, PS, AC 6K2155
2.3 D	10/95-	MB-OM661, OM601.940	59	2299		ALT, PS 6K2040 ALT, PS, AC 6K2100
2.9 D	03/96-	MB-OM662	73	2874		ALT, PS 6K2040 ALT, PS, AC 6K2100
3.2	06/96-	M104.992	162	3199		ALT 6K2245



					RO-DRIVE™		ROFAN™
---	---	---	---	---	-----------	---	--------

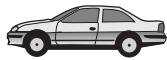
**SSANGYONG**

<b>REXTON (GAB_)</b>							
2.7 Xdi	08/04-		120	2696		ALT	6K2257
2.9 TD	04/02-		88	2874		ALT	6K2225
3.2	04/02-		162	3199		ALT, AC	6K2225
<b>RADIUS</b>							
2.7 Xdi, 2.7 Xdi 4WD	05/05-		120	2696		ALT	6K2257

**SUBARU**

<b>1800 XT COUPE (XT)</b>							
Turbo 4WD	01/88-12/90	EA82	88	1782		ALT AC, (PS) ALT, AC	4K0950 4K0990 4K1100
	11/84-12/90	EA82	96-100	1782		ALT, (PS) ALT ALT, (AC) ALT, (PS), (AC) AC AC, (PS) ALT AC ALT, AC	2X3A0975 3A0925 3A0950 3A0975 3A1100 3A1150 4K0950 4K0990 4K1100
<b>FORESTER (SF)</b>							
2.0	08/97-09/02	EJ20	90-92	1994		AC ALT	4K0895 5K0875
					RR1088 RR1267	CA, 09/1998⇒ CA, ⇒08/1998	
2.0 S Turbo	06/98-09/02	EJ20, EJ205	125-130	1994		AC ALT CA	4K0895 5K0875
					RR1082		
<b>FORESTER (SG)</b>							
2.0	09/02-	EJ20	92	1994		AC ALT	4K0895 5K0875
					RR1088	CA, 09/2002⇒, ⇒08/2005	
2.0 S Turbo	09/02-	EJ20	130	1994		AC ALT CA	4K0895 5K0875
					RR1082		
2.0 X	09/05-		116	1994		AC, MTR-CODE EJ201LW ALT, MTR-CODE EJ201LW CA	4K0855 5K0869
					RR1082		
2.5, 2.5 XT	12/03-	EJ25	155-169	2457		AC, MTR-CODE EJ255LD ALT, MTR-CODE EJ255LD CA	4K0895 5K0875
					RR1082		
<b>FORESTER (SH)</b>							
2.0	01/08-		110	1994		AC ALT	4K0895 5K0869
<b>IMPREZA (GD, GG)</b>							
1.5	05/06-		77	1498		AC ALT CA	4K0895 5K0875
					RR1082		
1.5, 1.5 AWD	06/01-		74-81	1498		AC ALT CA	4K0900 5K0869
					RR1082		
1.6, 1.6 AWD	12/00-	EJ16	70	1597		AC ALT, (-PS) ALT, (PS) CA	4K0885 5K0690 5K0875
					RR1088		
2.0	12/00-	EJ20	92	1994		AC ALT, (-PS) ALT, (PS) CA	4K0885 5K0690 5K0875
					RR1088		
2.0 AWD	10/05-	EJ205P	206	1994		AC ALT CA	4K0885 5K0880
			184	1994		AC ALT CA	4K0900 5K0880
					RR1082		
2.0 Turbo, 2.0 WRX STI, 2.0 WRX Turbo	12/00-	EJ205	160-195	1994		AC ALT CA	4K0885 5K0875
					RR1082		
2.5 AWD	03/01-09/05		130	2457		AC ALT CA	4K0895 5K0880
					RR1088		
2.5 AWD, 2.5 WRX, 2.5 WRX ST1	09/05-		169-221	2457		AC ALT CA	4K0900 5K0880
					RR1082		
<b>IMPREZA (GF_,GC)</b>							
1.5, 1.5 AWD	10/05-		81	1498		AC ALT	4K0900 5K0869





RO-DRIVE™



ROFAN™

## SUBARU

### IMPREZA (GF\_,GC)

1.6 i, 1.6 i 4WD	08/92-12/00	EJ18, EJ18E, EJ16,	66-76	1820	RR1082	CA	AC, ⇨02/1995 AC, 02/1995⇨ ALT, (-PS) ALT, (PS)	4K0885 4K0890 5K0690 5K0875
	06/98-12/00		70	1597	RR1088 RR1267 RR1267K1	CA, 08/1998⇨ CA, ⇨07/1998 CA, ⇨01/1997	AC ALT, (-PS) ALT, (PS) CA	4K0885 5K0690 5K0875
1.8	11/95-06/96	EJ18E	76	1820	RR1267 RR1267K1	CA	AC ALT, (PS) CA	4K0900 5K0880
1.8 i 4WD	08/92-12/00	EJ18	76	1820	RR1088 RR1267 RR1267K1	CA, 08/1998⇨ CA, ⇨07/1998 CA, ⇨01/1997	AC ALT, (-PS) ALT, (PS) CA	4K0885 5K0690 5K0875
	09/98-09/00		92	1994	RR1088	CA	AC ALT, (PS) CA	4K0885 5K0880
2.0	09/96-08/98	EJ20E	85	1994	RR1267 RR1267K1	CA	AC ALT, (PS) CA	4K0885 5K0880
	03/94-12/00	EJ20, EJ205	155-160	1994	RR1082	CA	AC ALT CA	4K0885 5K0875
2.0 i	06/98-12/00	EJ20	92	1994	RR1088	CA	AC ALT, (-PS) ALT, (PS) CA	4K0885 5K0690 5K0875
	10/05-		221	2457	RR1082	CA	AC ALT CA	4K0900 5K0869

### IMPREZA (GFC)

1.6	12/96-12/00		66	1597	RR1088 RR1267 RR1267K1	CA, 08/1998⇨ CA CA, ⇨01/1997	AC ALT, (-PS) ALT, (PS) CA	4K0895 5K0690 5K0875
1.6 4WD	12/96-12/00		66	1597	RR1088 RR1267 RR1267K1	CA, 08/1998⇨ CA, ⇨12/1997 CA, ⇨01/1997	AC ALT, (-PS) ALT, (PS) CA	4K0890 5K0690 5K0875
	11/95-09/00	EJ20E	85	1994	RR1267 RR1267K1	CA	AC ALT, (PS) CA	4K0885 5K0880
2.0 4WD	12/95-12/00	EJ20	85	1994	RR1088 RR1267 RR1267K1	CA, 08/1998⇨ CA, ⇨08/1998 CA, ⇨01/1997	AC ALT, (-PS) ALT, (PS) CA	4K0885 5K0690 5K0875
	01/08-		110	1994	RR1082	CA	ALT CA	5K0869
2.0 AWD	09/98-09/00	EJ205P	206	1994	RR1082	CA	AC ALT CA	4K0885 5K0880
	12/96-12/00	EJ20G	155	1994	RR1082	CA	AC ALT CA	4K0885 5K0875

### JUSTY I (KAD)

1000, 1000 4WD	11/84-10/95	EF10	37-40	998	RR1337	ALT, ⇨12/1988 ALT, 01/1989⇨ PS ALT	1A0675 1A0690 3K0670 4K0725
	10/86-10/95	EF12	49-50	1190		ALT, ⇨12/1988 PS	1A0675 3K0670











SUBARU

SUBARU							
<b>JUSTY I (KAD)</b>							
1200 4WD	10/90-12/94	EF12	55	1190		ALT, 01/1989⇒ PS ALT	4K0725 3K0670 4K0725
<b>JUSTY II (JMA, MS)</b>							
1.3 4x4	04/01-11/03	G13BB	63	1298		AC, (-PS) ALT PS, (-AC) PS, (AC)	4K0790 4K0815 4K0850 4K0954
1.3 GX 4x4	10/95-11/03	EF13	50	1298		ALT, ⇒12/1996 AC, (-PS) ALT, 01/1997⇒ PS, (-AC) PS, (AC)	3K0815 4K0790 4K0815 4K0850 4K0954
<b>JUSTY III (G3X)</b>							
1.3	09/03-		69	1328		AC ALT PS, (-AC) PS, (AC)	4K0785 4K0815 4K0850 4K0950
<b>LEGACY I</b>							
1800	01/89-07/94	EJ18SPI	76	1820		AC ALT ALT, (PS)	4K0890 5K0698 5K0875
					RR1267 RR1267K1		
1800 4WD	01/89-07/94	EJ18SPI	76	1820		AC ALT, (-PS) ALT, (PS) CA CA	4K0885 5K0690 5K0875
					RR1267 RR1267K1		
2.0, 2.0 GL	08/91-12/93	EJ20E	85-103	1994		AC ALT, (-PS) ALT, (PS) CA CA	4K0885 5K0690 5K0875
					RR1267 RR1267K1		
2000 Turbo 4WD, 2000 Turbo Super 4WD	05/92-07/94	EJ20-GN	147	1994		AC ALT	4K0885 5K0875
					RR1082		
2000, 2000 4WD	08/91-07/94	EJ20EMPI	85	1994		AC ALT, (-PS) ALT, (PS) CA CA	4K0885 5K0690 5K0875
					RR1267 RR1267K1		
2200 4WD, 2200 Super 4WD	01/89-07/94	EJ22EMPI	100	2212		AC ALT, (-PS) ALT, (PS) CA CA	4K0885 5K0690 5K0875
					RR1267 RR1267K1		
<b>LEGACY II</b>							
2.0 i, 2.0 i 4WD	09/94-03/99	EJ20E, EJ20, EJ20EMPI	85	1994		AC ALT CA CA, ⇒01/1997	4K0885 5K0875
					RR1267 RR1267K1		
2.2 i 4WD	09/94-03/99	EJ22EMPI	94-96	2212		AC ALT	4K0885 5K0875
					RR1267 RR1267K1		
2.5 i 4WD	06/96-03/99	EJ25D	110	2457		⇒01/1997 AC ALT CA	4K0885 5K0875
					RR1082		
<b>LEGACY III</b>							
2.0	12/98-08/03	EJ20	92	1994		AC ALT CA, MTR-CODE EJ251	4K0885 5K0875
					RR1088		
2.0 AWD	06/02-08/03	EJ205P	206	1994		AC ALT CA	4K0885 5K0880
					RR1082		
2.5	12/98-08/03	EJ25	115	2457		AC ALT CA, MTR-CODE EJ251	4K0885 5K0875
					RR1088		
<b>LEGACY IV</b>							
2.0	09/03-	EJ20	101	1994		AC ALT CA	4K0845 5K0875
					RR1088		
2.0 Turbo R	06/05-		121	1994		AC ALT CA	4K0845 5K0869
					RR1082		
2.5	09/03-	EJ25	121	2457		ALT	5K0875



					RO-DRIVE™		ROFAN™
---	---	---	---	---	-----------	---	--------

## SUBARU

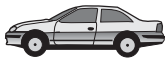
<b>LEONE II</b>							
1800 4WD KAT, 1800 Super 4WD KAT	07/86-02/92		70	1781		ALT AC, (PS) ALT, AC	4K0950 4K0990 4K1100
1800 4WD, 1800 Super 4WD, 1800 Super Turbo 4WD, 1800 Turbo 4WD	11/84-07/91	EA82	66-100	1781		ALT, (PS) ALT ALT, (AC) ALT, (PS), (AC) AC AC, (PS) ALT AC ALT, AC	2X3A0975 3A0925 3A0950 3A0975 3A1100 3A1150 4K0950 4K0990 4K1100
<b>LIBERO Bus (E10, E12)</b>							
1.0 4WD	01/83-12/87	EF10	37	998	RR1337	ALT	1A0913
1.2 4WD	08/86-02/00	EF12	38	1190	RR1171	ALT	1A0700
1.2 i 4WD	08/91-02/00	EF12	40	1189	RR1171	ALT	1A0715
<b>OUTBACK</b>							
2.0	09/03-10/05		101	1994	RR1088	AC CA	4K0845
2.5	11/03-	EJ25D	121	2457	RR1088	AC ALT CA	4K0845 5K0869
<b>OUTBACK (BE, BH)</b>							
2.5	10/00-08/03	EJ25	115	2457	RR1088	AC ALT CA	4K0885 5K0875
<b>REX III</b>							
0.8	06/89-03/92	EN08	31	758	RR1221	ALT 01/1991→	1A0613
<b>SVX (CX)</b>							
3.3 i 24V 4WD	09/92-12/97	EG33DOHC	162-169	3319		AC ALT	4K0850 5K0890
<b>VIVIO</b>							
0.7	08/92-12/98	EN07E	32	658		ALT AC	1A0625 3K0735

## SUZUKI

<b>ALTO II (EC)</b>							
0.8	01/86-11/93	F8B	29	796	RR1337	ALT	1A0825
<b>ALTO III (EF)</b>							
1.0	09/94-06/02	G10B	39	993		ALT PS	4K0815 4K0836
<b>ALTO IV (FF)</b>							
1.1	06/02-		46	1061	RR1337	ALT, (AC) ALT, (-AC) CA, OE-NO 12761M84400	3K0750 4K0706
<b>BALENO (EG)</b>							
1.3, 1.3 16V, 1.3 i 16V	09/96-05/02	G13B, G13BA, G13BB	52-63	1298	RR1195 RR1195K1	ALT AC, (-PS) PS, (-AC), OE-NO 4918060G10 PS, (-AC), OE-NO 4918063G10 PS, (AC) CA CA	4K0815 4K0841 4K0900 4K0915 4K1006
1.5	03/95-08/98	G15A	71	1493	RR1293	ALT PS CA	4K0815 4K0915
1.6 i 16V 4x4	08/96-05/02	G16B	72	1590	RR1293 RR1293K1	ALT AC, (-PS) PS, (-AC), OE-NO 4918060G10 PS, (-AC), OE-NO 4918063G10 PS, (AC) CA CA	4K0815 4K0841 4K0900 4K0915 4K1006
1.6 i 16V, 1.6 i 16V 4x4	07/95-05/02	G16B	72	1590	RR1293 RR1293K1	ALT AC, (-PS) PS, (-AC), OE-NO 4918060G10 PS, (-AC), OE-NO 4918063G10 PS, (AC) CA CA	4K0815 4K0841 4K0900 4K0915 4K1006
1.8 GT	03/96-05/02	J18A	89	1839		ALT, (-AC)	5K1546
1.9 TD	04/98-05/02		55	1905		ALT, (-AC)	6K1153







RO-DRIVE™

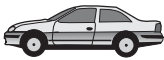







ROFAN™

### SUZUKI

<b>BALENO (EG)</b>							
					RR1004 RR1004K1	MTR-CODE XUD9A	
<b>CAPPUCINO</b>							
0.7	02/92-08/95	F6A/CVH CFI	47	657		ALT AC	1A0613 1A0763
<b>CARRY Kasten</b>							
1.3, 1.3 4x4, 1.3 16V	02/99-	G13B, G13BB	56-58	1298	RR1195 RR1195K1	AC ALT CA CA	1A0775 4K0815
<b>GRAND VITARA</b>							
1.6	03/98-	G16B	69	1590	RR1293 RR1293K1	PS, (-AC) ALT PS, (AC) CA CA	4K0790 4K0810 4K0950
1.6 Allrad	04/05-	M16A	78	1586		PS AC, (PS) ALT, (-AC)	4K0890 4K0995 5K0836
1.9 DDiS	10/05-		95	1870	RR1078 RR1078K1	ALT, (-AC) ALT, (AC) CA CA	7K1388 7K1988
2.0 HDI 110	07/01-	RHW	80	1997	RR1079 RR1079K1 RR1139 RR1139K1	AC MTR-CODE RHW, 06/2003→ MTR-CODE RHW, 06/2003→ MTR-CODE RHZ, →09/2003, (2V) MTR-CODE RHZ, →09/2003, (2V)	4K0800
2.0 TD Intercooler	03/98-	RF	64	1998		AC, MTR-CODE RFM, →01/2001 PS, MTR-CODE RFM, →01/2001 ALT, →01/2001	3A0850 3A0925 3A1175
2.0, 2.0 Allrad	03/98-	J20A	94-103	1995		ALT, (-AC)	5K1546
2.5 V6 24V	04/98-	H25A	106	2493		ALT PS, (-AC) PS, (AC)	4K0925 4K1020 4K1080
2.7 XL-7	09/01-	H27A	127-135	2736		ALT PS AC	4K0925 4K1020 4K1090
<b>IGNIS</b>							
1.3, 1.3 4WD	10/00-09/03	M13A	61	1328		AC ALT	4K0810 4K0836
<b>IGNIS II</b>							
1.3	09/03-	M13A	69	1328		AC ALT	4K0810 4K0836
1.3 4x4	09/03-	M13A	69	1328		AC ALT	4K0815 4K0841
1.3 DDiS	09/03-	Z13DT	51	1248		ALT, (-AC) ALT, (AC)	6K1185 6K1318
1.5 Sport	12/03-	M15A	80	1490		AC ALT	4K0810 4K0836
1.5, 1.5 4x4	09/03-	M15A	73	1490		AC ALT	4K0800 4K0836
<b>JIMNY (FJ)</b>							
1.3 16V	02/01-	M13A	60	1328	RR1195 RR1195K1	PS, (-AC) ALT PS, (AC) AC CA CA	4K0815 4K0836 4K0900 4K0950
1.3 16V 4WD	02/01-	M13A	60	1328	RR1195 RR1195K1	AC, (-PS) ALT, (-AC) PS, (-AC) AC, (PS) CA CA	4K0790 4K0836 4K0850 4K0950
1.3 16V 4x4	08/05-	M13A	63	1328		AC, (-PS) ALT PS, (-AC) AC, PS	4K0785 4K0841 4K0850 4K0954
1.3 16V, 1.3 16V 4WD	09/98-	G13BB	59	1298	RR1195 RR1195K1	AC, (-PS) AC, (PS) CA CA	4K0815 4K0900
1.5 DDiS 4WD, 1.5 DDiS 4x4	12/03-	K9K700	48-63	1461	RR1101	ALT CA	6K1965
<b>LIANA (ER)</b>							
1.3	07/01-	M13A	66	1328		ALT, MTR-CODE M16A PS	4K0836 4K0938



					RO-DRIVE™		ROFAN™
<b>SUZUKI</b>							
<b>LIANA (ER)</b>							
1.4 DDIS	04/04-	8HY	66	1398		AC, MTR-CODE M16A	4K1006
						ALT, (-AC)	6K1370
						ALT, (AC)	6K1720
1.6	01/05-		79	1586		ALT	4K0830
						PS	4K0938
						AC	4K1015
1.6, 1.6 4WD	07/01-	M16A	76-78	1586		ALT, MTR-CODE M16A	4K0836
						PS	4K0938
						AC, MTR-CODE M16A	4K1006
<b>SAMURAI (SJ)</b>							
1.0	11/88-	F10A	33	970		ALT	1A0750
					RR1337		
1.3	11/88-	G13A, G13BA	44-51	1298		AC	1A0763
						ALT	1A0838
					RR1411	CA, ⇨07/1993	
					RR1411K1	CA, ⇨07/1993	
		G13A	47	1324		VACP	1A0600
						AC	1A0763
						ALT	1A0838
						ALT	3K0820
						PS, (-AC)	6K1145
					RR1411	CA, ⇨07/1993	
					RR1411K1	CA, ⇨07/1993	
1.9 TD	11/98-	XUD9	46-47	1905		VACP	1A0600
						PS	6K1110
						ALT	6K1138
					RR1004		
					RR1004K1	CA, MTR-CODE XUD9A	
<b>SJ 410</b>							
1.0	09/81-12/88	F10A	33	970		ALT	1A0763
					RR1337	01/1986⇨	
<b>SJ 413</b>							
1.3	09/84-08/90	G13A	44-47	1324		AC	1A0763
						ALT	1A0838
					RR1411		
					RR1411K1		
<b>SPLASH</b>							
1.0	01/08-		48	997		AC	4K0765
						ALT	4K0841
1.2	01/08-	K12B	63	1242		AC	4K0765
						ALT, (AC)	6K1318
<b>SUPER CARRY Bus (ED)</b>							
1.0	10/85-03/99	F10A	30-33	970		ALT	1A0750
						AC	1A0750
					RR1337	CA	
<b>SWIFT Cabriolet (SF413)</b>							
1.3	09/91-10/96	G13B	50	1298		ALT, ⇨10/1996	3K0815
						AC, (-PS), ⇨10/1996	4K0790
						PS, (-AC), ⇨10/1996	4K0850
						PS, (AC), ⇨10/1996	4K0950
					RR1411	⇨MTR-NO G13B253432, G13BA339760	
<b>SWIFT I</b>							
1.0	10/83-03/89	G10A, G10	37	993		ALT	1A0838
					RR1411		
					RR1411K1		
1.0 Turbo	02/85-12/89		52	993		ALT, ⇨12/1988	1A0838
						ALT, 01/1989⇨	3K0820
					RR1411		
					RR1411K1		
1.3	10/84-03/89	G13A	47-54	1324		ALT, (AUTOM)	1A0825
						ALT	1A0838
					RR1411		
					RR1411K1		
1.3, 1.3 Gti/Gxi	08/85-03/89	G13B	74	1298		ALT	4K0815
<b>SWIFT II</b>							
1.0 i	03/89-12/91	G10A	40	993		ALT, ⇨10/1996	3K0815
						AC, (-PS), ⇨10/1996	4K0760
						PS, (-AC)	4K0825
						PS, (AC)	4K0925
1.0, 1.0 i	03/89-05/01	G10A	37-39	993		ALT, ⇨10/1996	3K0815
						AC, (-PS), ⇨10/1996	4K0760
						AC, (-PS), 11/1996⇨	4K0790
						ALT, 11/1996⇨	4K0815
						PS, (-AC)	4K0825
						PS, (AC)	4K0925
					RR1195	CA, 01/1997⇨	
1.3	03/89-05/01	G13A	50	1324		ALT, ⇨10/1996	3K0815





RO-DRIVE™









ROFAN™

## SUZUKI

SUZUKI								
<b>SWIFT II</b>								
↙ ↘					RR1411	AC, (-PS), ⇨10/1996 ALT, 11/1996⇨ PS, (-AC), ⇨10/1996 PS, (AC), ⇨10/1996 CA, ⇨MTR-NO G13B253432, G13BA339760	4K0790 4K0815 4K0850 4K0950	
	03/89-12/91	G13A	52	1324	RR1411	ALT AC, (-PS) PS, (-AC) PS, (AC) CA, ⇨MTR-NO G13B253432, G13BA339760	3K0820 4K0790 4K0850 4K0950	
	1.3 4WD	03/89-05/01	G13A	50-52	1324	RR1411 RR1411K1	ALT AC, (-PS) PS, (-AC) PS, (AC) CA, ⇨MTR-NO G13B253432, G13BA339760	3K0815 4K0790 4K0850 4K0950
	1.3 GTi	03/89-05/01	G13B	74	1298		AC, (-PS) ALT PS, (-AC) PS, (AC)	4K0760 4K0815 4K0825 4K0925
	1.6 , 1.6 i, 1.6 4WD, 1.6 i 4WD	11/89-12/91	G16B	68-70	1590	RR1293 RR1293K1	ALT PS, (-AC) PS, (AC) CA CA	4K0815 4K0850 4K0950
<b>SWIFT III</b>								
1.3 DDiS	08/05-	Z13DT	51	1248		ALT, PS, AC	6K1318	
1.3, 1.3 4x4	02/05-	M13A	68	1328		AC, OE-NO 17521-61A00 AC, OE-NO 17521-51A00 ALT	4K0800 4K0810 4K0836	
1.5	02/05-	M15A	75	1490		AC ALT, WP, (SG415) ALT, WP, (SG416)	4K0800 4K0836 5K0836	
1.6	05/06-		92	1586		ALT	5K0836	
<b>SX4</b>								
1.5	06/06-	M15A	73	1490		AC ALT	4K0800 4K0836	
1.6 VVT, 1.6 VVT 4x4	06/06-	M16A	79	1586		AC ALT	4K0815 5K0836	
1.9 DDiS, 1.9 DDiS 4x4	06/06-	D19AA	88	1910	RR1039 RR1039K2	ALT, (-AC) ALT, (AC) CA CA	6K1050 6K1390	
<b>VITARA (ET, TA)</b>								
1.6	07/88-01/95	G16A	59-60	1589		ALT	4K0815	
	07/88-03/98	G16A	59-60	1589		PS AC, (-PS), (LHD) ALT AC, (-PS), (RHD) AC, (PS), (LHD) AC, (PS), (RHD)	4K0790 4K0800 4K0810 4K0825 4K0925 4K0938	
1.6 16V	07/90-03/99	G16B	71	1589	RR1256	CA		
					RR1293 RR1293K1	PS, (-AC) ALT, (SE416A02) ALT, (SQ416QVT) AC, (-PS), (LHD) AC, (-PS), (RHD) AC, (PS), (LHD), 5-DOOR AC, (PS), (LHD), 3-DOOR PS, (AC) CA CA	4K0790 4K0800 4K0815 4K0825 4K0841 4K0925 4K0938 4K0950	
1.9 D	01/95-03/99	XUD9SD, XUD9A	50-55	1905	RR1004 RR1004K1	VACP ALT, PS MTR-CODE XUD9A	1A0600 6K1153	
2.0 16V	12/96-03/98	J20A	97	1995		ALT, (-AC), 04/1997⇨	5K1546	
2.0 TD	12/94-03/98	RF	52-64	1998		PS ALT	3A0925 3A1175	
					RR1241			
2.0 V6 24V	12/94-03/98	H20A	100	1998		ALT PS PS, AC	4K0925 4K1028 4K1090	



					RO-DRIVE™		ROFAN™
---	---	---	---	---	-----------	---	--------

## SUZUKI

<b>WAGON R+ (EM)</b>								
↶	1.0	02/98-05/00		48	996		AC ALT	1A0775 4K0855
	1.2	06/04-	Z12XEP	59	1229		ALT, (-AC) ALT, (AC)	5K1230 5K1355
	1.2, 1.2 4WD	02/98-05/00		51	1171		ALT	4K0855
<b>WAGON R+ (MM)</b>								
	1.3 DDiS	09/03-	Z13DT	51	1248		ALT AC	6K1180 6K1318
	1.3, 1.3 4WD	05/00-	G13BB	56	1298	RR1195 RR1195K1	AC ALT CA	4K0790 4K0815
		09/03-	M13A	69	1328		AC ALT	4K0815 4K0836
<b>X-90 (EL)</b>								
	1.6 i 16V, 1.6 i 16V 4x4	09/95-	G16B	71	1590	RR1293 RR1293K1	ALT AC PS, AC	4K0815 4K0815 4K0938

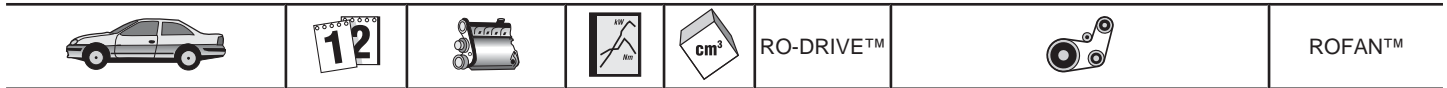
## SVW

<b>GOL</b>								
	1.6	08/03-01/05	BHJ	64	1595	RR1003 RR1003K1	ALT, (AC), ⇨12/2005 CA CA	6K2236
<b>OCTAVIA</b>								
	2.0	06/07-	BXX	85	1984	RR1187 RR1187K1	ALT CA CA	6K1045
<b>PASSAT</b>								
	1.8 Lingyu	04/00-07/05	AWL	110	1781	RR1186 RR1186K2	AC ALT, PS CA CA	4K0855 5K1300
	2.0 Lingyu	04/00-07/05	BFF	85	1984	RR1187 RR1187K1	AC ALT, PS CA CA	4K0855 5K1300
<b>POLO</b>								
	1.4 Jiniqu	01/02-	BCC, BNG	55	1390	RR1156(SET) RR1156K1	ALT, (AC) CA CA	6K1080
	1.6	01/02-01/06	BCD	74	1595	RR1187 RR1187K1	CA CA CA	
<b>SANTANA 2000</b>								
	1.8	01/97-01/04	AFE	72	1781	RR1003 RR1003K1	ALT CA CA	1A0950
			AYJ	74	1781	RR1187 RR1187K1	ALT CA CA	5K1300
<b>SANTANA 3000</b>								
	1.8	01/04-	AYJ	72	1781	RR1187 RR1187K1	ALT CA CA	5K1300
			BKT	74	1781	RR1187 RR1187K1	AC ALT CA CA	4K0836 5K1300
<b>TOURAN</b>								
	1.8	11/04-	BPL	110	1781	RR1186 RR1186K2	ALT, (AC) CA CA	6K1054
	2.0	11/04-	BJZ	85	1984	RR1187 RR1187K1	ALT, (AC) CA CA	6K1045

## TALBOT

<b>HORIZON</b>								
	1.3	09/81-06/86	2G1-BTC	40	1294		ALT PS	1A0775 1A0975
	1.4	07/79-06/86	2Y1, Y2, 2Y2	51-61	1442		ALT, 01/1981⇨ ALT, ⇨12/1980 PS	1A0775 1A0788 1A0975
	1.6	07/82-06/86	J2A, 6J2A	66	1592		ALT PS	1A0775 1A0975





**TALBOT**

HORIZON							
1.9 Diesel	07/82-06/86	XUD9	47-48	1905		VACP, ⇨09/1984 PS ALT ALT, AC	1A0617 1A0700 4K0698 4K0962
					RR1104 RR1104K2		
SAMBA							
1.1	01/81-06/86	XW7	37	1124		ALT	1A0910
1.2 Rallye	01/83-10/86	129D	65	1210		ALT	1A0910
1.4	01/81-10/86	XY7, XY8, 150D	44-58	1351		ALT	1A0910
1.4 Rallye	01/83-10/86	XY8	58	1351		ALT	1A0913
SOLARA							
1.3	02/80-07/86	6G1D/VP	40	1294		ALT, 01/1981⇨ ALT, ⇨12/1980 PS	1A0770 1A0788 1A0975
1.6	09/81-07/86	J1B	66	1592		ALT PS	1A0770 1A0975
TAGORA							
2.3 Turbo Diesel	08/81-12/87	XD2S	59	2288		VACP ALT PS WP, FAN AC	1A0650 1A0750 1A1050 1A1125 3A1000

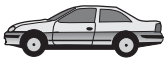





**TATA (TELCO)**

INDICA (40_V2)							
1.4 D, 1.4 Elegance	10/98-	475DL	39-62	1405		ALT, (-PS) ALT, (PS)	4K0715 4K0875
SAFARI (42_FD)							
1.9 D	04/00-	483DL	66	1948		PS, ⇨06/2003 AC, ⇨06/2003 ALT, ⇨06/2003	1A0725 3A1075 4K1080

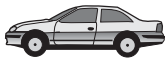
**TOYOTA**

4 RUNNER (_N130)							
2.4 TD 4x4	08/89-11/95	2L-T	66	2446		PS, (RHD) PS, (LHD) ALT, 2X AC, (PS) AC, (-PS) CA CA	3A0825 3A0875 3A1050 3A1200 3A1275
					RR1024 RR1024K1		
2.7 i 4x4	11/95-03/96	3RZ-FE	112	2694		AC PS ALT	4K0915 4K1100 5K0890
3.0 Turbo-D	10/93-03/96	1KZ-T	92	2982		ALT AC	3A1000 3A1175
					RR1218		
3.0 V6	07/90-11/95	3VZ-E	105	2959		AC PS ALT	3A0900 3A1200 4K1190
3.4 i 4x4	11/95-03/96	5VZ-FE	136	3378		AC, ⇨06/1999 ALT, ⇨06/1999 PS, ⇨06/1999	4K0875 4K1045 4K1070
AURIS							
1.4 D-4D	03/07-		66	1364		ALT, (-AC), 12/2008⇨ ALT, (AC), 12/2008⇨ ALT, (AC), ⇨12/2008	6K0923 6K1185 6K1240
1.4 VVTi	03/07-	4ZZ-FE	71	1398		ALT, (-AC) ALT, (AC)	6K1420 6K1733
1.6 VVTi	03/07-	1ZR-FE	91	1598		ALT, (-AC)	6K1400
AVENSIS (_T22_)							
1.6	09/97-10/00	4A-FE	74-81	1587		PS AC, OE-NO 9936480830 AC, OE-NO 9091602354 ALT CA CA	3K0630 4K0830 4K0860 5K0975
					RR1244 RR1244K1		
1.6 VVT-i	10/00-02/03	3ZZ-FE	81	1598		ALT, PS, (-AC) ALT, PS, AC, 09/2002⇨	6K1560 6K1900
1.8	09/97-10/00	7A-FE	81	1762		PS AC, OE-NO 9936480830 AC, OE-NO 9091602354 ALT	3K0630 4K0825 4K0860 5K0975
					RR1226 RR1226K1		
1.8 VVT-i	10/00-02/03	1ZZ-FE	95	1794		ALT, PS, (-AC)	6K1560



					RO-DRIVE™		ROFAN™	
<b>TOYOTA</b>								
<b>AVENSIS (_T22_) ↩</b>								
2.0	09/97-10/00	3S-FE	94	1998	RR1129 RR1129K1	ALT, PS, AC, 09/2002⇨ PS, (-AC) ALT CA	6K1900 3K0760 5K1030	
2.0 D-4D	10/99-02/03	1CD-FTV	81	1995		RR1095	PS, (-AC), 07/2000⇨, ⇨02/2003 PS, (-AC), ⇨07/2000 PS, (AC), 07/2000⇨, ⇨02/2003 PS, (AC), ⇨07/2000 CA	5K1110 5K1125 5K1180 5K1219
2.0 TD	09/97-02/03	2C-TE	66	1975	ALT PS PS, AC CA		3A0950 5K1110 5K1210	
					RR1403 RR1403K1			
<b>AVENSIS (T25)</b>								
1.6 VVT-i	04/03-	3ZZ-FE	81	1598		ALT, (-AC) ALT, AC	6K1420 6K1733	
1.8	04/03-	1ZZ-FE	95	1794		ALT, (-AC) ALT, AC	6K1420 6K1733	
2.0	04/03-	1AZ-FSE	108	1998		ALT	7K1933	
2.0 D-4D	04/03-	1CD-FTV	85	1995	RR1095	ALT PS, (-AC) PS, (AC) CA	5K0884 5K1110 5K1250	
2.4	09/03-	2AZ-FSE	120-125	2362		ALT	7K1933	
<b>AVENSIS VERSO (AC_) ↩</b>								
2.0 D-4D	08/01-	1CD-FTV	85	1995	RR1095	ALT PS, (-AC) PS, (AC)	5K0884 5K1150 5K1240	
<b>AYGO</b>								
1.4 HDi	07/05-		40	1398	RR1079 RR1079K2	ALT, (-AC) ALT, (AC) CA, OE-NO SU00100544, MTR-CODE 2WZ-TV CA, MTR-CODE 2WZ-TV	6K0800 6K0962	
<b>CAMRY (_V1_) ↩</b>								
2.2	06/91-08/96	5S-FE	100	2164	RR1129 RR1129K1	PS ALT ALT, AC	3K0760 5K1000 5K1110	
3.0	06/91-08/96	3VZ-FE	138	2959		PS ALT, (-AC) ALT, (AC)	4K0815 6K0935 6K1050	
<b>CAMRY (_V10)</b>								
2.2	03/92-07/96	5S-FE	100	2164	RR1129 RR1129K1	PS ALT ALT, AC	3K0760 5K1000 5K1110	
3.0	03/92-07/96	3VZ-FE	138	2959		PS ALT, (-AC) ALT, (AC)	4K0815 6K0935 6K1050	
<b>CAMRY (_V2_) ↩</b>								
1.8	11/86-08/88	1S	66	1832		PS ALT ALT, AC	3K0760 5K1000 5K1110	
1.8 i	10/86-08/88	1S-L	66	1832		PS ALT ALT, AC	3K0760 5K1000 5K1100	
2.0	11/86-05/91	3S-FE	94	1998	RR1129 RR1129K1	PS ALT ALT, AC CA CA	3K0760 5K1000 5K1120	
2.0 4x4	08/88-05/91	3S-FE	94	1998		PS ALT, (MANL) ALT, (AUTOM) AC CA CA	3K0765 5K1000 5K1015 5K1110	
2.0 Turbo-D	11/86-05/91	2C-T	62-63	1975		ALT, ⇨06/1989 ALT, 06/1989⇨ PS, 05/1989⇨ PS, ⇨05/1989 AC, (PS)	3A0850 3A0950 5K1100 5K1120 5K1210	





RO-DRIVE™



ROFAN™

## TOYOTA

### CAMRY (\_V2\_)

					RR1403 RR1403K1	CA CA	
2.0, 2.0 GLI 16V	11/86-05/91	3S-FE	89-94	1998		PS ALT ALT, AC	3K0760 5K1000 5K1110
					RR1129 RR1129K1		
2.5, 2.5 V6 GXI	02/88-05/91	2VZ-FE	118	2508		PS ALT, (-AC) ALT, (AC)	3K0760 6K0935 6K1050

### CAMRY (\_V20)

2.2	08/96-11/01	5S-FE	96	2164		PS ALT ALT, AC	3K0760 5K1000 5K1110
					RR1129 RR1129K1		
3.0 24V	08/96-11/01	1MZ-FE	140	2995		PS	4K0875
3.0 V6	08/96-11/01	1MZ-FE	135	2995		PS ALT	4K0875 6K1030

### CAMRY (\_V30)

2.0 VVTi	08/01-	1AZ-FE	110	1998		ALT	7K1933
2.4 VVT-i	11/01-	2AZ-FE	112-116	2362		ALT	7K1933
3.0 V6	11/01-	1MZ-FE	137	2995		PS ALT	4K0875 6K1038

### CAMRY (V1)

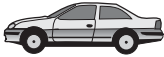





1.8	02/83-10/86	1S-L	66	1832		PS ALT ALT, AC	3K0760 5K1000 5K1110
1.8 Turbo-D	11/83-01/88	1C-TL	54	1840		ALT AC PS AC, (PS)	3A0850 5K1120 5K1120 5K1210
					RR1403 RR1403K1	CA CA	
2.0	04/86-01/88	2S-E, 2S-ELC	73	1995		PS ALT ALT, AC	3K0760 5K1000 5K1110
2.0 GLI	03/83-10/86	2S-EL	79	1995		PS ALT ALT, AC	3K0760 5K1000 5K1110

### CARINA E (\_T19\_)

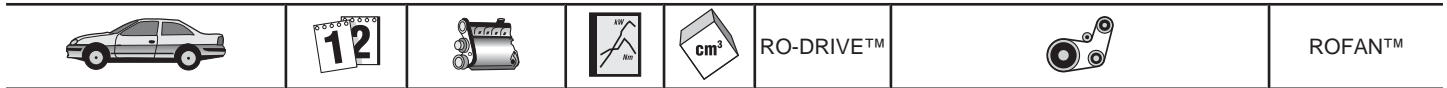
1.6 GLI	04/92-09/97	4A-FE	79	1587		PS AC AC ALT	3K0630 4K0850 4K0870 5K0970
					RR1244 RR1244K1		
1.6, 1.6 16V, 1.6 GLI, 1.6 i	10/95-09/97	4A-FE	73-85	1587		PS AC, OE-NO 9936420850 AC, OE-NO 9936420870 ALT	3K0630 4K0850 4K0870 5K0975
					RR1244 RR1244K1		
1.8	01/95-09/97	7A-FE	79	1762		PS AC, OE-NO 9936420850 AC, OE-NO 9936420870 ALT	3K0630 4K0850 4K0870 5K0975
					RR1226 RR1226K1		
2.0 D	04/92-01/96	2C	54	1975		ALT PS PS, (AC) AC	3A0950 5K1100 5K1210 5K1210
					RR1403 RR1403K1		
2.0 GTi	04/92-09/97	3S-GE	116-129	1998		PS ALT ALT, AC	3K0760 5K1000 5K1100
2.0 TD	01/96-09/97	2C-T	61	1975		ALT PS AC	3A0950 5K1110 5K1210
					RR1403 RR1403K1		
2.0, 2.0 GLI, 2.0 i	01/93-09/97	3S-FE	93-98	1998		PS ALT, (-AC), (MANL) ALT, (-AC), (AUTOM) ALT, AC, OE-NO 9091602344, OE-NO 9091602345	3K0760 5K1000 5K1010 5K1110





					RO-DRIVE™		ROFAN™
<b>TOYOTA</b>							
<b>CARINA E (T19)</b>							
					RR1129 RR1129K1		
<b>CARINA II (T15)</b>							
1.6	10/83-11/87	4A-L, 4A-LC	55-63	1588		AC PS ALT	3A0875 3K0630 5K0970
					RR1337		
1.8 GLI	10/83-11/87	1S-L	74	1832		PS ALT ALT, AC	3K0760 5K1000 5K1110
2.0 D	02/84-05/88	2C-L	50-51	1974		ALT PS PS, AC	3A0850 5K1120 5K1210
					RR1403 RR1403K1		
<b>CARINA II (T17)</b>							
1.5	12/87-03/92		64	1498		PS AC ALT CA	3K0630 4K0870 5K0970
					RR1023		
1.6	12/87-03/92	4A-F, 4A-FE	66-75	1587		PS AC AC ALT CA CA	3K0630 4K0841 4K0850 5K0970
					RR1023 RR1023K1		
1.8 4x4	12/87-03/92		77	1838		PS ALT, (MANL) ALT, (AUTOM) AC, OE-NO 90916-02270 AC, OE-NO 99365-51120 CA	3K0765 5K1000 5K1015 5K1110 5K1125
					RR1129		
2.0	12/87-04/92	3S-FE	89	1998		PS ALT ALT, AC	3K0760 5K1000 5K1100
					RR1129 RR1129K1		
	12/87-03/92	3S-FE	94	1998		PS ALT, (-AC) ALT, (AC) CA CA	3K0765 5K1000 5K1110
					RR1129 RR1129K1		
2.0 D	03/88-06/93	2C	54	1974		ALT, ⇨11/1989 ALT, 11/1989⇨ PS, 11/1989⇨ PS, ⇨11/1989 PS, AC CA	3A0850 3A1200 5K1100 5K1120 5K1210
					RR1403		
	12/87-06/93	2C-L	54	1974		ALT, ⇨11/1989 ALT, 11/1989⇨ PS, (-AC), 11/1989⇨ PS, (-AC), ⇨11/1989 PS, (AC) CA CA	3A0850 3A0950 5K1100 5K1120 5K1210
					RR1403 RR1403K1		
2.0 GLI	12/87-03/92	3S-FE	89	1998		PS ALT ALT, AC	3K0760 5K1000 5K1110
					RR1129 RR1129K1		
<b>CELICA (T16)</b>							
2.0 GT	10/86-08/90	3S-GEL, 3S-GELC	103-110	1998		PS ALT ALT, AC	3K0760 5K1000 5K1100
<b>CELICA (T18)</b>							
1.6 STI	10/89-01/94	4A-FE	77	1587		PS AC ALT	3K0630 4K0850 5K0970
					RR1023 RR1023K1		
2.0 Gti, 2.0 GTI, 2.0 Turbo 4WD	10/89-01/94	3S-GE, 3S-GTE	115-153	1998		PS ALT ALT, AC	3K0760 5K1000 5K1100
<b>CELICA (T20)</b>							
1.8 i 16V	11/93-11/99	7A-FE	85	1762		PS AC ALT	3K0630 4K0860 5K0975
					RR1226		

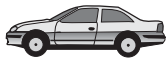




**TOYOTA**

CELICA ( T20 )							
2.0 i 16V, 2.0 i 16V, 2.0 i Turbo 4WD	11/93-11/99	3S-GE, 3S-GTE	125-178	1998	RR1226K1	PS ALT ALT, AC	3K0760 5K1025 5K1120
CELICA (RA6)							
1.6	12/83-10/86	4A-GE	91	1587		AC ALT PS	3A0875 5K0825 5K0920
2.0	01/82-10/86	21R-U	77	1972		ALT	1A0888
		18R-G	88	1968		ALT AC AC	1A0850 3A1175 3A1250
CELICA (T16, ST16_)							
1.6	04/86-02/90	4A-L	63	1588		AC PS ALT	3A0875 3K0630 5K0970
					RR1337	MTR-CODE 4AL	
1.6 GT	08/87-08/89	4A-GELC	85	1587		AC	3A0875
1.6 GT 16V	09/85-08/89	4A-GEL	91	1587		AC PS	3A0875 5K0920
2.0, 2.0 GT	08/85-08/90	3S-GEL, 3S-GELC	103-110	1998		PS ALT ALT, AC	3K0760 5K1000 5K1100
CELICA (T16F)							
2.0 Turbo 4x4	03/88-08/90	3S-GTE	136	1998		PS ALT ALT, AC	3K0760 5K1000 5K1100
CELICA (ZZT23_)							
1.8 16V VT-i	11/99-	1ZZ-FE	105	1794		ALT, (-AC), ⇨10/2005	6K1538
CELICA SUPRA (MA61)							
2.8 i	05/82-10/86	5M-GE	125	2759		PS	3A1200
COROLLA ( E11_)							
1.4	04/97-02/00	4E-FE	63	1332		ALT PS, (-AC) PS, (AC) CA CA	4K0825 5K0890 5K1054
					RR1243 RR1243K1		
1.4 16V	02/00-01/02	4ZZ-FE	71	1398		ALT, (-AC), OE-NO 90916-02468, OE-NO 90916-02535	6K1538
						ALT, (-AC), OE-NO 90916-02469, OE-NO 90916-W2005	6K1560
						ALT, (AC), OE-NO 90916-02482, OE-NO 99366-31820	6K1820
						ALT, (AC), OE-NO 90916-02470, OE-NO 99366-H1840	6K1840
1.6 16V	02/00-01/02	3ZZ-FE	81	1598		ALT, (-AC), OE-NO 90916-02468, OE-NO 90916-02535	6K1538
						ALT, (-AC), OE-NO 90916-02469, OE-NO 90916-W2005	6K1560
						ALT, (AC), OE-NO 90916-02482, OE-NO 99366-31820	6K1820
						ALT, (AC), OE-NO 90916-02470, OE-NO 99366-H1840	6K1840
1.6, 1.6 Aut	04/97-02/00	4A-FE	79-81	1587		PS ALT	3K0630 5K0975
						RR1244 RR1244K1	
1.8, 1.8 AWD	04/97-01/02	7A-FE	81	1762		PS AC ALT	3K0630 4K0860 5K0970
						RR1226 RR1226K1	
						RR1140 RR1140K1	
1.9 D	02/00-01/02	1WZ	51	1867		ALT, (AC) CA CA	6K1775
2.0 D	04/97-02/00	2C-E	53	1975		ALT PS PS, AC	3A0950 5K1110 5K1190
						RR1403 RR1403K1	
2.0 D-4D	09/00-01/02	1CD-FTV	66	1995		PS, (-AC), (CE110) PS, (AC) CA	5K1110 5K1190
						RR1095	
COROLLA ( E10_)							
1.3 12V	07/92-04/97	2E	53	1296		ALT AC, (-PS), ⇨05/1993 AC, (-PS), 06/1993⇨ PS, (-AC)	4K0825 5K0880 5K0890 5K0920





RO-DRIVE™



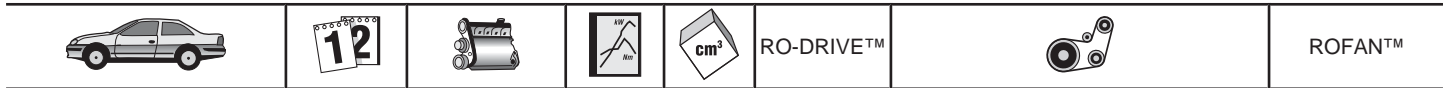
ROFAN™

## TOYOTA

### COROLLA (\_E10\_) ↩

						PS, (AC), ⇨05/1993 PS, (AC), 06/1993⇨ CA CA	5K1070 5K1090
1.3 XLI	07/92-04/97	4E-FE	65	1332	RR1330 RR1330K1	ALT ALT AC PS PS, AC	4K0825 4K0920 5K0884 5K0920 5K1070
	09/95-04/97	4E-FE	55	1332	RR1243 RR1243K1	ALT ALT AC, (-PS) PS, (-AC), 06/1996⇨ PS, (-AC), ⇨05/1996 PS, (AC) CA, 05/1996⇨ CA, 05/1996⇨ CA, ⇨04/1996	4K0825 4K0920 5K0890 5K0915 5K0920 5K1080
1.3 XLI 16V	07/92-09/95	4E-FE	65	1332	RR1243 RR1243K1 RR1330	ALT AC, (-PS), ⇨05/1993 AC, (-PS), 06/1993⇨ PS, (-AC) PS, (AC), ⇨05/1993 PS, (AC), 06/1993⇨ CA CA	4K0825 5K0880 5K0890 5K0920 5K1070 5K1080
1.6 GLI, 1.6 Si	07/92-04/97	4A-FE	84	1587	RR1244 RR1244K1	PS AC AC ALT CA CA	3K0630 4K0845 4K0860 5K0975
1.6 Si	07/92-04/97	4A-FE	84	1587	RR1244 RR1244K1	PS AC ALT	3K0630 4K0860 5K0975
1.8	09/92-04/97	7A-FE	81	1762	RR1226 RR1226K1	PS AC ALT	3K0630 4K0860 5K0970
1.8 16V 4WD, 1.8 GT	09/95-04/97	7A-FE	81-86	1762	RR1226 RR1226K1	PS AC ALT	3K0630 4K0860 5K0975
2.0 D	07/92-04/97	2C	53	1975	RR1403 RR1403K1	ALT PS, (-AC) PS, (AC) PS, (AC), AC, (-PS) AC, (PS) CA CA	3A0950 5K1100 5K1110 5K1120 5K1190
<b>COROLLA (_E11_) ↩</b>							
1.4	04/97-02/00	4E-FE	63	1332	RR1243 RR1243K1	ALT AC, (-PS) PS, (-AC) PS, (AC) CA CA	4K0825 5K0880 5K0890 5K1054
1.4 D4d	06/04-	1ND-TV	66	1364		ALT, (-AC) ALT, (AC)	6K0976 6K1217
1.4, 1.4 16V	02/00-01/02	4ZZ-FE	71	1398		ALT, (-AC), OE-NO 90916-02468, OE-NO 90916-02535 ALT, (-AC), OE-NO 90916-02469, OE-NO 90916-W2005 ALT, (AC), OE-NO 90916-02482, OE-NO 99366-31820 ALT, (AC), OE-NO 90916-02470, OE-NO 99366-H1840	6K1538 6K1560 6K1820 6K1840
1.6, 1.6 16V	02/00-01/02	3ZZ-FE	81	1598		ALT, (-AC), OE-NO 90916-02468, OE-NO 90916-02535 ALT, (-AC), OE-NO 90916-02469, OE-NO 90916-W2005 ALT, (AC), OE-NO 90916-02482,	6K1538 6K1560 6K1820



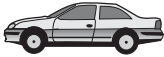







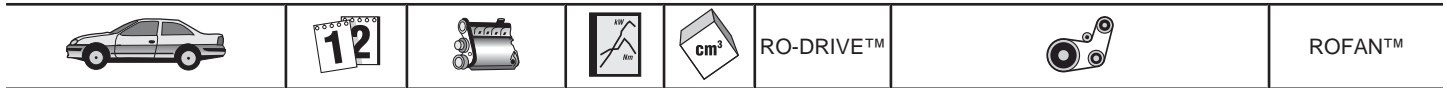
**TOYOTA**

**TOYOTA**

COROLLA (_E11_)							
						OE-NO 99366-31820 ALT, (AC), OE-NO 90916-02470, OE-NO 99366-H1840	<b>6K1840</b>
1.6, 1.6 Aut.	04/97-02/00	4A-FE	79-81	1587	RR1244 RR1244K1	PS ALT	<b>3K0630</b> <b>5K0975</b>
1.8, 1.8 Linea Terra	10/97-11/01	7A-FE	81-85	1762		RR1226 RR1226K1	PS AC ALT
1.9 D	02/00-01/02	1WZ	51	1867	RR1140 RR1140K1		ALT, (AC) CA CA
2.0 D	04/97-02/00	2C-E	53	1975		RR1403 RR1403K1	ALT PS PS, AC
2.0 D4d	06/04-	1CD-FTV	85	1995	RR1095		ALT PS CA
2.0 D-4D	09/00-01/02	1CD-FTV	66	1995		RR1095	PS, (-AC), (CE110) PS, (AC) CA
	08/00-10/01	1CD-FTV	81	1995	RR1095		PS, (-AC) PS, (AC) CA
COROLLA (_E12J_, _E12T_)							
1.4 D	07/04-	1ND-TV	66	1364		ALT, (AC)	<b>6K1217</b>
1.4 VVT-i	01/02-	4ZZ-FE	71	1398		ALT, (-AC), MTR-CODE 4ZZFE	<b>6K1400</b>
						ALT, (AC), MTR-CODE 4ZZFE	<b>6K1675</b>
						ALT, (-AC), MTR-CODE 4ZZFE	<b>6K1420</b>
						ALT, (AC), MTR-CODE 4ZZFE	<b>6K1693</b>
1.5	06/04-	1NZ-FE	80	1497		ALT, (-AC)	<b>4K0920</b>
						ALT, (AC)	<b>4K1170</b>
1.6	11/06-	1ZR-FE	91	1598		ALT, (-AC)	<b>6K0915</b>
						ALT, (AC)	<b>6K1230</b>
1.6 VVT-i	01/02-	3ZZ-FE	81	1598		ALT, (-AC), MTR-CODE 3ZZFE	<b>6K1400</b>
						ALT, (AC), MTR-CODE 3ZZFE	<b>6K1675</b>
1.8	05/02-05/04	1ZZ-FE	92	1794		ALT, PS, (-AC)	<b>6K1538</b>
						ALT, PS, AC	<b>6K1820</b>
2.0 D-4D	01/02-	1CD-FTV	66	1995	RR1095	ALT	<b>5K0890</b>
						PS, (-AC)	<b>5K1110</b>
						PS, (AC)	<b>5K1190</b>
						CA	
2.0 D4d, 2.0 D-4D	08/02-	1CD-FTV	66-85	1995	RR1095	ALT	<b>5K0884</b>
						PS, (-AC)	<b>5K1110</b>
						PS, (AC)	<b>5K1190</b>
						CA	
COROLLA (_E12U_, _E12J_)							
1.4 D	07/04-	1ND-TV	66	1364		ALT, (AC)	<b>6K1217</b>
1.4 VVT-i	01/02-	4ZZ-FE	71	1398		ALT, (-AC), MTR-CODE 4ZZFE	<b>6K1420</b>
						ALT, (AC), MTR-CODE 4ZZFE	<b>6K1693</b>
1.6 VVTi	10/06-	1ZR-FE	91	1598		ALT, (-AC) ALT, (AC)	<b>6K0915</b> <b>6K1230</b>
1.6 VVT-i	01/02-	3ZZ-FE	81	1598		ALT, (-AC), MTR-CODE 3ZZFE	<b>6K1400</b>
						ALT, (AC), MTR-CODE 3ZZFE	<b>6K1675</b>
1.8 VVT-i TS	01/02-	2ZZ-GE	141-165	1796		ALT, ⇒02/2007	<b>6K1693</b>
2.0 D-4D	01/02-	1CD-FTV	66-85	1995	RR1095	ALT	<b>5K0884</b>
						PS, (-AC)	<b>5K1110</b>
						PS, (AC)	<b>5K1190</b>
						CA	
COROLLA (_E7_)							
1.3	02/82-08/87	4K	48	1290		ALT	<b>1A0888</b>
1.8 D	05/83-08/87	1C	44	1839	RR1403 RR1403K1	ALT, ⇒06/1983	<b>1A0960</b>
						ALT, 06/1983⇒	<b>3A0850</b>
						PS	<b>5K1120</b>
						CA	
						CA	
COROLLA (_E8_)							
1.3	10/84-08/87	2E-L, 2E-LC	55	1296	RR1330 RR1330K1	ALT	<b>4K0815</b>
						AC	<b>4K0860</b>
						PS, (-AC)	<b>5K0920</b>
						PS, (AC)	<b>5K1070</b>
						CA, 04/1986⇒	
						CA, 05/1986⇒	



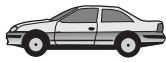
					RO-DRIVE™		ROFAN™
<b>TOYOTA</b>							
<b>COROLLA (E8)</b>							
1.6	08/85-05/88	4A-LC	53-54	1587	RR1331	CA, ⇒04/1986	1A0975 3A0800 3A0865
					RR1023 RR1337	01/1987⇒ ⇒01/1987	
	06/83-05/88	4A-L	62-63	1587		PS AC AC ALT	3K0630 4K0830 4K0860 5K0970
					RR1023 RR1337	01/1987⇒ ⇒01/1987	
1.8 D	07/85-05/88	1C, 1C-L	43-47	1839		ALT AC, (-PS) PS, (-AC) AC, (PS)	3A0850 5K0790 5K1120 5K1210
					RR1403 RR1403K1	CA CA	
<b>COROLLA (E9)</b>							
1.3 i	08/87-06/92	2E, 2E-E	55	1296		ALT, (MANL) ALT, (AUTOM) AC, ⇒10/1988 AC, 10/1988⇒ PS, (-AC) PS, (AC)	4K0815 4K0825 5K0860 5K0880 5K0920 5K1070
					RR1330 RR1330K1	CA CA	
1.6	08/87-04/92	4A-F	70	1587		PS AC, OE-NO 99364-50830 AC, OE-NO 99364-00860 ALT	3K0630 4K0836 4K0860 5K0970
					RR1023 RR1023K1	CA CA	
1.6 GTI	07/87-06/93	4A-GE	92	1587		ALT PS AC, (PS)	5K0825 5K0920 5K1054
1.6 i 4WD	10/87-08/90	4A-FE	77	1587		PS AC, OE-NO 99364-50830 AC, OE-NO 99364-00845 AC, OE-NO 99364-00860 ALT, (MANL) ALT, (AUTOM)	3K0630 4K0836 4K0845 4K0860 5K0970 5K0980
					RR1023 RR1023K1	CA CA	
1.6 i XLI	11/89-06/93	4A-FE	77	1587		PS	3K0630
1.6 i, 1.6 XLI	11/89-06/93	4A-FE	77	1587		AC AC ALT	4K0830 4K0860 5K0970
					RR1023 RR1023K1 RR1244	CA, ⇒01/1992 CA, ⇒01/1992 CA, 01/1992⇒	
1.6, 1.6 Allrad, 1.6 XLI 4x4	08/87-06/92	4AF, 4A-FE	66-77	1587		PS AC AC ALT	3K0630 4K0830 4K0860 5K0970
					RR1023 RR1023K1	CA CA	
1.8 D	07/87-06/93	1C	47-49	1839		ALT, ⇒08/1989 ALT, 08/1989⇒ AC, (-PS) PS, (-AC), 08/1989⇒ PS, (-AC), ⇒08/1989 PS, (AC)	3A0850 3A0950 5K0790 5K1100 5K1120 5K1210
					RR1403 RR1403K1	CA CA	
	08/89-06/93	1C	47-49	1839		PS, ⇒08/1989	5K1110
<b>COROLLA (AE86)</b>							
1.6 16V, 1.6 GT 16V	08/83-07/87	4A-GE, 4A-GEC	85-91	1587		PS AC ALT	3A0800 5K0790 5K0825
<b>COROLLA FX (E8B)</b>							
1.3	08/85-08/87	2E-L	55	1295		ALT AC PS, (-AC) PS, (AC)	4K0815 4K0860 5K0920 5K1070
					RR1330 RR1330K1 RR1331	CA, 04/1986⇒ CA, 05/1986⇒ CA, ⇒04/1986	



**TOYOTA**

<b>TOYOTA</b>							
<b>COROLLA FX (E8B)</b>							
1.6 GT 16V	08/85-08/87	4A-GEL	89	1587		ALT PS	5K0825 5K0920
1.8 D	01/85-05/88	1C, 1C-L	43-47	1839	RR1403 RR1403K1	ALT AC, (-PS) PS, (-AC) PS, (AC) CA CA	3A0850 5K0790 5K1120 5K1210
<b>COROLLA Verso</b>							
1.4 VVT-i	01/02-05/04	4ZZ-FE	71	1398		ALT, (-AC) ALT, (AC)	6K1400 6K1670
1.6	04/04-	3ZZ-FE	81	1598		ALT, (-AC) ALT, (AC)	6K1560 6K1870
1.6 VVT-i	01/02-05/04	3ZZ-FE	81	1598		ALT, (-AC) ALT, (AC)	6K1538 6K1815
1.8	04/04-	1ZZ-FE	95	1794		ALT, (-AC) ALT, (AC)	6K1560 6K1870
1.8 VVT-i	01/02-05/04	1ZZ-FE	99	1794		ALT, (-AC) ALT, (AC)	6K1538 6K1815
1.8 VVTi Allrad	10/01-02/04	1ZZ-FE	99	1794		ALT, PS, (-AC) ALT, PS, AC	6K1538 6K1820
2.0 D-4D	01/02-05/04	1CD-FTV	66	1995	RR1095	ALT PS, (-AC) PS, (AC) CA	5K0884 5K1110 5K1190
	04/04-	1CD-FTV	85	1995	RR1095	ALT PS, (-AC) PS, (AC) CA	5K0884 5K1110 5K1250
2.2 D-4D	10/05-	2AD-FTV	100	2231		ALT, (-AC)	6K0875
<b>HIACE II (H5_)</b>							
1.8	03/83-11/89	2Y	58	1812		AC AC PS ALT	3A0925 3A0950 3A1050 4K0830
2.0	01/84-11/89	3Y	65	1998		AC AC PS ALT	3A0925 3A0950 3A1050 4K0830
2.2 D	03/83-11/89	L	49	2173	RR1438	ALT, 2X ALT	1A0975 3A1000
2.2, 2.2 4x4	09/87-08/89	4Y	69	2237		AC, OE-NO 99322-00910 AC, OE-NO 99322-00940 PS ALT	3A0925 3A0950 3A1050 4K0830
2.4 D	05/84-11/89	2L	55	2446	RR1438	ALT, 2X PS ALT PS	1A0975 3A0850 3A1050 4K0830
2.4 D, 2.4 4WD	08/84-08/89	2L	54-55	2446	RR1438	ALT, 2X AC	1A0975 3A1250
<b>HIACE III (_H10_)</b>							
2.0	08/89-08/95	1RZ	74	1998		PS ALT	3A1125 5K0865
2.4 D, 2.4 D 4WD, 2.4 Diesel	08/89-08/95	2L	55-57	2446	RR1024 RR1024K1	ALT PS, (FWD) PS, (4WD) CA CA	2X3A1050 3A0850 4K0830
2.4, 2.4 4WD	08/89-08/95	2RZ-E	88	2438		PS ALT	3A1125 5K0865
<b>HIACE IV (_H1_, _H2_)</b>							
2.0	08/95-04/98	1RZ	74	1998		PS ALT	3A1125 5K0865
2.4 D, 2.4 TD, 2.4 TD 4WD	08/95-	2L, 2L-T	55-58	2446	RR1024 RR1024K1	ALT AC PS CA CA	2X3A1050 3A1225 4K0770
2.4, 2.4 4WD	08/95-04/98	2RZ-E	85	2438		PS AC ALT	3A1125 4K0860 5K0865
2.7, 2.7 4WD	04/98-	3RZ-FE	105-106	2694		AC PS ALT	4K0938 4K1100 5K0865





RO-DRIVE™



ROFAN™

**TOYOTA**

**HILUX Pick-up**

↩ 1.8	08/83-07/94	2Y	58-61	1812		AC PS ALT, (LHD) ALT, (RHD)	3A0875 3A1050 4K0830 4K0841
2.0, 2.0 4WD	01/84-07/88	3Y	65	1998		AC PS ALT	3A0875 3A1050 4K0830
2.2 4WD	01/87-12/89	4Y	69	2237		AC PS ALT	3A0875 3A1050 4K0830
2.4 4x4, 2.4 i 4WD	06/89-	22R, 22RE	84	2367		ALT PS	1A0875 3A1125
2.4 D 4WD, 2.4 TD 4WD	01/94-	2L, 2L-T	58-66	2446		PS PS, (LHD) ALT AC, (PS) AC	3A0825 3A0875 3A1050 3A1200 3A1275
					RR1024 RR1024K1		
2.4 D AWD	01/84-08/88	2L	55	2446		ALT PS CA	2X1A0975 3A0850
					RR1438		
2.4 D, 2.4 D 4WD	08/88-	2L	58-61	2446		ALT AC, (PS) AC	2X3A1050 3A1200 3A1260
					RR1024 RR1024K1		
2.4 i 4WD	08/97-	2RZ-FE	103	2438		AC, ⇨08/1999 AC, 08/1999⇨ PS ALT	4K0925 4K0938 4K1080 5K0865
2.7	08/01-07/04	3RZ-FE	107	2694		AC PS ALT	4K0938 4K1100 5K0865
2.8 D 4WD	08/94-07/01	3L	61	2779		ALT	3A1050
3.0 D, 3.0 D 4WD	08/02-07/04	5L	67	2986		PS ALT AC CA	3A0825 3A1050 3A1275
					RR1024		

**LAND CRUISER (\_J4\_)**

4.2	01/75-04/86	2F	89	4230		ALT, ⇨08/1980 ALT, 08/1980⇨	3A1075 4A1080
-----	-------------	----	----	------	--	--------------------------------	------------------

**LAND CRUISER (\_J6\_)**

3.4 Diesel	10/81-08/87	3B	66	3432		AC	3A1025
4.0	08/87-12/89	3F-E	115	3956		AC ALT	3A1175 4A1055
	11/84-08/87	3F	101	3956		AC	3A1175
4.0 Diesel	01/85-12/87	2H	76	3980		AC, ⇨10/1985 AC, 10/1985⇨	3A1375 3A1400
	10/81-01/88	2H	77	3980		AC, 11/1984⇨, ⇨10/1985 AC, ⇨10/1984 AC, 11/1985⇨	3A1375 3A1400 3A1400
4.0 Turbo-D	10/85-12/89	12HT	100	3980		AC	3A1400
4.2	10/81-01/88	2F	88	4230		ALT	4A1080

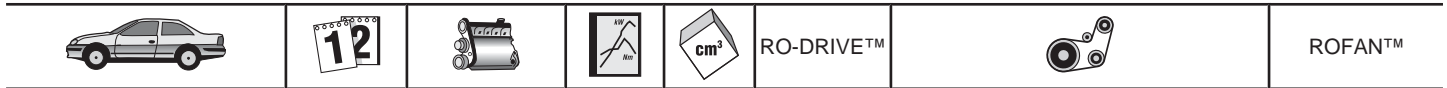
**LAND CRUISER (\_J7\_)**

2.4	11/84-12/96	22R, 22RE	77-84	2367		ALT PS CA	1A0875 3A1125
					RR1438		
2.4 TD	10/85-05/90	2L-T	63	2446		ALT, 2X PS AC CA	1A0975 3A0865 3A1200
					RR1438		
	01/90-05/96	2L-T	66	2446		ALT PS AC CA, 01/1990⇨ CA, 01/1990⇨ CA, ⇨01/1990	2X3A1050 3A0865 3A1200
					RR1024 RR1024K1 RR1438		
3.0 TD	05/93-05/96	1KZ-T	92	2982		ALT AC	3A1000 3A1175
					RR1218		
3.4 D	11/84-12/96	3B	70	3432		AC, ⇨08/1988 AC, 08/1988⇨ ALT	3A1025 3A1050 4A1225
3.4 TD	10/85-08/86	13BT	91	3431		AC	3A1025
3.5 D 4x4	01/90-08/92	1PZ	85	3470		ALT, 2X AC	1A1000 3A1275



TOYOTA

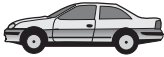









TOYOTA

TOYOTA							
<b>LAND CRUISER (_J7_)</b>							
↩ 4.2 TD	01/90-	1H-Z	96	4164		ALT, 2X, ⇨08/2001 AC, ⇨08/2001	1A1000 3A1275
<b>LAND CRUISER (J12)</b>							
3.0 D-4D	01/03-	1KD-FTV	120-127	2982		ALT, (AC), (2.HEATER)	7K1933
<b>LAND CRUISER 100 (_J10_)</b>							
4.2 TD	01/98-	1HD-FTE	150	4164		ALT, 2X, ⇨08/2003 AC, ⇨08/2003, (-2.HEATER)	1A1000 4K1237
<b>LAND CRUISER 80 (_J8_)</b>							
2.4	01/90-05/93	22R	77	2367		ALT PS	1A0875 3A1125
3.0 TD	01/90-09/91	1KZ-T	92	2982		ALT, 2X AC	3A1000 3A1175
3.5 D	01/90-08/92	1PZ	85	3470		ALT, 2X AC	1A1000 3A1275
4.0	01/90-08/92	3F-E	115	3956		AC ALT	3A1175 4A1055
4.2 D	01/90-12/97	1H-Z	99	4164		ALT AC	1A1000 3A1275
4.2 TD, 4.2 TD 24V	01/90-12/97	1HD-T, 1H-FT	118-125	4164		ALT, 2X AC	1A1000 3A1260
<b>LAND CRUISER 90 (_J9_)</b>							
3.0 D-4D	10/00-	1KD-FTV	120	2982		ALT, (AC), (2.HEATER)	7K1933
3.0 TD	04/96-	1KZ-TE	92	2982		ALT AC	3A1000 3A1175
					RR1218	CA	
3.4 i 24V	04/96-	5VZ-FE	131	3378		AC ALT PS	4K0875 4K1054 4K1070
4.2 TD	08/99-08/01		123	4164		ALT AC	1A1000 3A1275
<b>LITEAGE</b>							
1.3	10/79-10/86	4K-C, 4K	42	1290		ALT, ⇨10/1982 ALT, 10/1982⇨	1A0838 1A0875
1.5	10/85-09/91	5K	51-52	1486		ALT AC	1A0875 3A0975
1.8 D	10/85-08/88	1C	46	1839	RR1403K1		
2.0 D	08/88-05/94	2C	53	1975	RR1403 RR1403K1		
<b>MODELL F Bus (_R2_, 31)</b>							
1.8 4x4	11/82-07/86	2Y	58	1812		AC PS ALT, ⇨08/1985	3A0900 3A1055 4K0830
2.0	08/88-01/90	3Y	66	1998		AC PS ALT	3A0900 3A1055 5K0825
2.0 Super	08/84-08/88	3Y-C, 3Y	65	1998		AC PS ALT, ⇨08/1985	3A0900 3A1055 4K0830
<b>MR 2</b>							
1.6 16V	11/84-06/90	4A-GEL	91	1587		AC ALT	4K0790 5K0825
1.8 16V VT-i	04/00-	1ZZ-FE	103	1794		ALT, (-AC), MTR-CODE 1ZZFE ALT, MTR-CODE 1ZZFE, (AC)	6K1400 6K1693
2.0	12/89-08/92	3S-FE	88	1998		ALT AC	4K0825 4K0890
					RR1129 RR1129K1	CA CA	
2.0 16V	12/89-05/00	3S-GE	115-129	1998		ALT AC	4K0825 4K0890
<b>MR 2 (_W1_)</b>							
1.6 16V	11/84-06/90	4A-GELC	85	1587		AC ALT	4K0790 5K0825
<b>PASEO</b>							
1.5 16V	08/95-07/99	5E-FE	66	1497		ALT PS, (-AC) PS, (AC)	4K0825 4K0938 4K1125
<b>PICNIC (_XM10)</b>							
2.0	01/01-12/01	3S-FE	90	1998		PS ALT, (-AC) ALT, (AC) AC	3K0760 5K1000 5K1080 5K1219
					RR1129 RR1129K1	CA CA	
2.0 16V	05/96-12/01	3S-FE	94	1998		PS ALT, (-AC) ALT, (AC), 07/1998⇨ ALT, (AC), ⇨07/1998	3K0760 5K1000 5K1080 5K1090



					RO-DRIVE™		ROFAN™
<b>TOYOTA</b>							
<b>PICNIC ( _XM10)</b>							
					RR1129 RR1129K1	AC CA CA	5K1219
2.2 D	08/97-12/01	3C-TE	66	2184		ALT PS AC, PS	3A0950 5K1110 5K1219
					RR1403 RR1403K1		
<b>PREVIA (ACR3_)</b>							
2.0 D-4D	03/01-	1CD-FTV	85	1995		ALT PS, (-AC) PS, (AC) CA	5K0884 5K1150 5K1240
					RR1095		
<b>PREVIA (TCR1_, 2_)</b>							
2.4, 2.4 4WD	05/90-08/00	2TZ-FE	97	2438		AC ALT	4K0725 6K0820
<b>RAV 4 I</b>							
2.0 16V	06/94-06/00	3S-FE	94-95	1998		PS ALT, (-AC) ALT, (AC), 09/1997⇒ ALT, (AC), ⇒09/1997	3K0760 5K1000 5K1090 5K1120
					RR1129 RR1129K1	CA CA	
<b>RAV 4 II (XA2)</b>							
1.8 VVTi	02/01-	1ZZ-FE	92	1794		ALT, (-AC), ⇒10/2005	6K1538
2.0 D-4D 4WD	09/01-	1CD-FTV	85	1995		ALT PS, (-AC) PS, (AC) CA	5K0884 5K1125 5K1190
					RR1095		
2.0 VVTi 4WD	06/00-	1AZ-FE	110	1998		ALT, (AC)	7K1933
<b>STARLET ( _P7_)</b>							
1.0	10/84-12/89	1E-L	40	999		ALT AC	4K0815 4K0841
1.3	10/84-12/89	2E-LC	55	1295		ALT AC CA, 04/1986⇒ CA, 05/1986⇒ CA, ⇒04/1986	4K0815 4K0841
					RR1330 RR1330K1 RR1331		
1.5 D	12/86-12/89	1N	40	1453		ALT	1A0775
<b>STARLET ( _P8_)</b>							
1.0	12/89-12/92	1E	40	999		ALT AC PS	4K0815 4K0860 4K0920
1.3 12V KAT	12/89-03/96	2E-E	55	1296		ALT AC, ⇒12/1993 AC, 12/1993⇒ PS CA CA	4K0815 4K0860 4K0870 4K0925
					RR1330 RR1330K1		
<b>STARLET (EP91)</b>							
1.3	04/96-03/99	4E-FE	55	1332		ALT AC, (-PS) PS, (-AC) PS, (AC) CA CA	4K0825 4K0875 4K0920 4K1090
					RR1243 RR1243K1		
<b>SUPRA</b>							
3.0	01/86-08/90	7M-GE	140	2954		PS AC ALT, OE-NO 99365-01290 ALT, OE-NO 99365-51300	4K0841 4K0920 5K1290 5K1300
3.0 24V, 3.0 Turbo	01/86-05/93	7M-GE, 7M-GTE	150-173	2954		PS AC ALT	4K0841 4K0920 5K1290
<b>TERCEL ( _L1_, _L2_)</b>							
1.3	03/79-01/88	2A	48	1296		ALT ALT, (AC) PS AC	1A0990 1A1075 3A0800 3A0985
					RR1337		
<b>TERCEL (AL2_)</b>							
1.5 4WD	10/82-01/88	3A, 3A-C	50-52	1452		ALT ALT, (AC) PS AC	1A0990 1A1075 3A0800 3A0985
					RR1337		
<b>YARIS</b>							
1.0 VVT-i	01/06-	1KR-FE	51	998		ALT, (-AC)	6K0875





RO-DRIVE™



ROFAN™

## TOYOTA

### YARIS

1.3 VVT-i	01/06-	2SZ-FE	64	1298		ALT, (-AC) ALT, MTR-CODE 2SZ-FE ALT, (AC), MTR-CODE 2SZ-FE	6K0780 6K1760 6K1767
1.5	11/05-	1NZ-FE	80	1497		ALT, (-AC)	4K0925
1.8 VVTi	01/07-	2ZR-FE	98	1798		ALT, (AC)	6K0915
D-4D	01/06-	1ND-TV	66	1364		ALT, (-AC), 11/2008⇨, MTR-CODE 1ND-TV ALT, (MANL AC), 11/2008⇨, MTR-CODE 1ND-TV ALT, (AUTOM AC), 03/2009⇨, MTR-CODE 1ND-TV ALT, (MANL AC), 11/2005⇨, ⇨11/2008, MTR-CODE 1ND-TV	6K0923 6K1185 6K1185 6K1217

### YARIS (\_CP10)

1.0 16V	04/99-	1SZ-FE	48-50	998		ALT, (PS), (-AC), CH-NO JT... ALT, (PS), (AC) ALT, (-PS), (-AC) ALT, (PS), (-AC), CH-NO VN...	4K1708 4K1775 6K0780 6K1733
1.3	04/02-	2SZ-FE	64	1298		ALT, WP, (-AC) ALT, WP, PS, AC	6K0780 6K1775
1.3 16V	11/99-	2NZ-FE	63	1299		PS ALT, (-AC)	3K0850 4K0920
1.4 D-4D	12/01-	1ND-TV	55	1364		OILP ALT, (-AC) ALT, (AC)	3K0850 5K0930 5K1190
1.5 TS	01/03-	1NZ-FE	77	1497		PS, ⇨08/2005 ALT, (-AC), ⇨08/2005 ALT, (AC), 06/2003⇨, ⇨08/2005	3K0850 4K0920 4K1170
1.5 VVT-i TS	04/01-	1NZ-FE	78	1497		PS ALT, (-AC)	3K0850 4K0920

### YARIS VERSO (NC/LP2\_)

1.3	01/03-	2NZ-FE	62	1299		PS ALT, (-AC) ALT, (AC), 06/2003⇨	3K0850 4K0920 6K1173
1.4 D-4D	12/01-	1ND-TV	55	1364		OILP ALT, (-AC) ALT, (AC)	3K0850 5K0930 5K1190
1.5	03/00-	1NZ-FE	78	1497		PS ALT, (-AC)	3K0850 4K0920
	05/03-	1NZ-FE	77	1497		ALT, (-AC), ⇨09/2005 ALT, (AC), ⇨09/2005	4K0920 4K1170

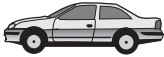





## TRABANT

1.1	05/90-12/91	4VO5,9 /7,5GRF	30	1043	RR1008	ALT	1A0685
P 601	01/66-04/90	P63/64, P65/66	19	594		DYN, 01/1970⇨ DYN, ⇨01/1970	1A1000 3A1025
	10/66-04/90	P65/66, P63/64, P65/66	19	594		ALT	1A1000

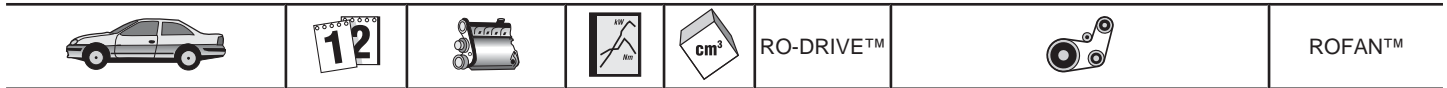
## VAUXHALL

AGILA	09/00-	Z10XE, Z10XEP	43-44	973		ALT, WP ALT, WP, AC	5K1230 5K1355
1.2 16V, 1.2 Twinport	09/00-	Z12XE, Z12XEP	55-59	1199		ALT, WP ALT, WP, AC	5K1230 5K1355
1.3 CDTI	01/08-	Z13DTJ	55	1248		ALT, (-AC) ALT, (AC)	6K1180 6K1318
ANTARA	11/06-	Z32SEE	165	3195		ALT	6K2404
ARENA	03/98-08/01	F8Q600, F8Q606	44	1870	RR1172 RR1172K2	ALT CA CA	6K1138
2.5 D	03/98-08/01	S8U780, S8U758, S8U782	55	2499	RR1452 RR1452K1		
ASTRA	09/05-	Z16XEP	77	1598		ALT, (-AC) ALT, (AC)	5K1450 5K1546
1.6 D	02/82-08/86	16D	40	1598	RR1068 RR1010	ALT	1A0913
1.6 S	09/81-08/86	16S, 16SH	66	1598	RR1312	ALT	1A0888



					RO-DRIVE™		ROFAN™
<b>VAUXHALL</b>							
<b>ASTRA</b>							
1.8 GTE	03/83-08/86	18E	85	1796	RR1312	ALT	1A0888
<b>ASTRA Mk II</b>							
1.2	09/84-08/91	12S	44	1196		PS ALT	1A0763 1A0950
1.3	09/84-08/91	13S	55	1297	RR1448	ALT	1A0875
1.4 i	01/90-12/91	C14NZ	44	1389	RR1205 RR1205K1	ALT MTR-NO 19311739⇒	1A0913
1.4 S	01/89-08/91	14NV	55	1389	RR1006 RR1205 RR1205K1	ALT ALT, PS ⇒MTR-NO 19307805 MTR-NO 19307806⇒ MTR-NO 19307806⇒	1A0875 5K0975
1.5 DT	01/87-08/91	15DT	49-53	1499	RR1016 RR1016K1	PS ALT (Isuzu)	1A0950 3A0925
1.6	09/84-08/91	16SV	60	1598	RR1006 RR1205 RR1205K1	ALT, ⇒MTR-NO H2517837 ALT, MTR-NO H2517838⇒ ALT, PS ALT, PS ⇒MTR-NO 02J22349 MTR-NO 02J22350⇒ MTR-NO 02J22350⇒	1A0913 1A0925 5K0975 5K1010
	09/85-08/91	16S, 16SH	66	1598	RR1312	ALT	1A0888
1.6 D	09/84-12/89	16DA	40	1598	RR1009 RR1009 RR1009K1 RR1009K1 RR1010 RR1010	PS, ⇒MTR-NO (14/25)503744, (14/25)478630, (AUTOM) PS, MTR-NO (14/25)503745⇒, (14/25)478631⇒, (MANL) ALT (MANL), MTR-NO 14498631⇒ (AUTOM), MTR-NO 14503757⇒ (MANL), MTR-NO 14498631⇒ (AUTOM), MTR-NO 14503757⇒ (MANL), ⇒MTR-NO 14498630 (AUTOM), ⇒MTR-NO 14503756	1A0763 1A0813 1A0913
1.6 i	01/87-12/91	16SV	60	1598	RR1205 RR1205K1	ALT, ⇒MTR-NO H2517837 ALT, MTR-NO H2517838⇒ ALT, PS ALT, PS 10/1986⇒ 10/1986⇒	1A0913 1A0925 5K0975 5K1010
	01/91-08/93	E16NZ	55	1598	RR1205 RR1205K1	ALT ALT, PS ALT, PS, AC	1A0913 6K1460 6K1800
1.6 i KAT	10/87-02/93	C16LZ, C16NZ	55	1598	RR1205 RR1205K1	ALT, ⇒CH-NO S2500015, R5999999, R8999999 ALT, CH-NO S2500015⇒, R5999999⇒, R8999999⇒ ALT, PS, ⇒08/1992 ALT, PS, 09/1992⇒ ALT, PS, AC	1A0913 1A0925 5K0985 6K1460 6K1800
1.7 D	01/89-08/91	17D, 17DR	42	1699	RR1009 RR1009K1 RR1208 RR1208K1	PS ALT MTR-CODE 17D, ⇒MTR-NO 14363650 MTR-CODE 17D, ⇒MTR-NO 14363650 MTR-CODE 17DR, MTR-NO 14363651⇒ (Opel)	1A0813 1A0925
1.8, 1.8 GTE, 1.8 i	01/86-12/90	18SE, 18E	82-85	1796	RR1312	ALT CA	1A0888
2.0 GTE	09/86-08/91	20SEH	95	1998	RR1312	PS ALT	1A0800 1A0925
2.0 GTE 16V	05/88-08/91	20XE	115	1998	RR1309 RR1309K1	PS ALT AC	1A0788 1A0913 3A0875
2.0 i KAT	01/91-08/93	C20NE	85	1998		PS, ⇒08/1992 ALT, (-AC)	1A0788 1A0925

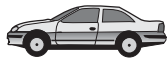




VAUXHALL

VAUXHALL							
<b>ASTRA Mk II</b>							
						ALT, PS, (-AC), 09/1992⇒ ALT, PS, AC	6K1725 6K1900
					RR1212 RR1212K1	MTR-NO 14608701⇒	
<b>ASTRA Mk III</b>							
1.4 i	09/91-02/98	C14NZ, C14SE	44-60	1389		ALT, ⇒CH-NO S2500015, R5999999, R8999999 ALT, CH-NO S2500015⇒, R5999999⇒, R8999999⇒ ALT, PS, ⇒08/1992 ALT, PS, 09/1992⇒ ALT, PS, AC	1A0913  1A0925  5K0985 6K1460 6K1800
					RR1205 RR1205K1		
	09/91-03/01	C14NZ, C14SE	44-60	1389		ALT, (-PS), (-AC), ⇒08/1994 ALT, (-PS), (-AC), 09/1994⇒ ALT, PS, (-AC) ALT, PS, AC	1A0913 1A0925 6K1460 6K1800
					RR1205 RR1205K1		
1.4 i 16V	02/96-01/98	X14XE	66	1389		ALT, (-PS), (-AC) ALT, (PS), (-AC) ALT, (PS), (AC) CA CA	6K0894 6K1530 6K1800
					RR1206 RR1206K1		
1.4 S	09/91-02/98	14NV	55	1389		ALT, OE-NO 90006259, OE-NO 90169081 ALT, OE-NO 90183440, OE-NO 90351803 CA, ⇒MTR-NO 19307805, 02J22349 CA, MTR-NO 19307806⇒, 02J22350⇒ CA, MTR-NO 19307806⇒, 02J22350⇒	1A0875  1A0913
					RR1006 RR1205 RR1205K1		
1.6 i	09/91-02/98	C16NZ, E16NZ	55	1598		ALT, ⇒CH-NO S2500015, R5999999, R8999999 ALT, CH-NO S2500015⇒, R5999999⇒, R8999999⇒ ALT, PS, ⇒08/1992 ALT, PS, 09/1992⇒ ALT, PS, AC	1A0913  1A0925  5K0985 6K1460 6K1800
					RR1205 RR1205K1		
	03/92-03/01	X16SZ, X16SZR, C16NZ, C16SE	52-74	1598		ALT, ⇒CH-NO S2500015, R5999999, R8999999 ALT, CH-NO S2500015⇒, R5999999⇒, R8999999⇒ ALT, PS ALT, PS, AC	1A0913  1A0925  6K1460 6K1800
					RR1205 RR1205K1		
1.6 i 16V	01/94-09/98	X16XEL	74	1598		ALT, (-PS), (-AC), ⇒CH-NO S2500015, R5999999, R8999999 ALT, (-PS), (-AC), CH-NO S2500015⇒, R5999999⇒, R8999999⇒ ALT, (PS), (-AC) ALT, (PS), (AC) CA CA	1A0913  1A0925  6K1530 6K1800
					RR1206 RR1206K1		
1.6 i, 1.6 Si	03/91-12/94	C16SE	74	1598		ALT, (-PS), (-AC) ALT, PS, (-AC) ALT, PS, AC	1A0913 6K1460 6K1800
					RR1205 RR1205K1		
1.7 D	12/91-02/98	17D	42	1699		PS ALT ⇒12/1992, ⇒MTR-NO 14363651 (Opel), ⇒MTR-NO 14363651 01/1993⇒, MTR-NO 14363652⇒	1A0813 1A0925
					RR1009 RR1009K1 RR1208		
	03/91-12/94	17DR	44	1699		PS, (MANL) PS, (AUTOM) AC ALT ⇒MTR-NO (14/25)363651 MTR-NO (14/25)363652⇒ (Opel)	1A0813 1A0825 1A0875 1A0913
					RR1009 RR1208 RR1208K1		
1.7 TD	12/91-02/98	17DT	60	1686		PS ALT ⇒MTR-NO 855 805, (Isuzu)	1A0950 3A0925
					RR1016 RR1016K2		





RO-DRIVE™



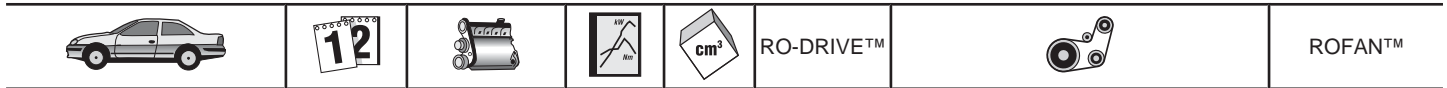
ROFAN™

## VAUXHALL

### ASTRA Mk III

					<b>RR1016K3</b>	MTR-NO 855 806⇒, (Isuzu)	
	11/94-09/98	X17DTL	50	1700		PS ALT	<b>1A0813</b> <b>1A0925</b>
					<b>RR1208</b> <b>RR1208K1</b>	(Opel)	
	11/94-02/98	X17DTL	50	1700		ALT PS	<b>1A0925</b> <b>1A0950</b>
					<b>RR1208</b> <b>RR1208K1</b>	(Opel)	
	12/91-09/98	17DT	60	1686		PS ALT, AC ALT	<b>1A0950</b> <b>3A0915</b> <b>3A0925</b>
					<b>RR1016</b> <b>RR1016K2</b> <b>RR1016K3</b>	⇒MTR-NO 855 805, (Isuzu) MTR-NO 855 806⇒, (Isuzu)	
1.8 16V, 1.8 i 16V	06/96-03/01	X18XE, C18XEL	85-92	1799		ALT, (-PS), (-AC) ALT, PS, (-AC) ALT, PS, AC	<b>1A0925</b> <b>6K1725</b> <b>6K1900</b>
					<b>RR1209</b> <b>RR1209K1</b>		
1.8 i	09/91-02/98	C18NZ	66	1796		PS, ⇒08/1992 ALT, ⇒08/1992 ALT, PS, ⇒08/1992 ALT, PS, 09/1992⇒ ALT, PS, AC	<b>1A0800</b> <b>1A0925</b> <b>1A0925</b> <b>6K1725</b> <b>6K1900</b>
					<b>RR1212</b> <b>RR1212K1</b> <b>RR1312</b>	MTR-NO (14/25)254439⇒, 01/1993⇒ MTR-NO 14142839⇒ ⇒MTR-NO (14/25)254438, ⇒12/1992	
	03/92-09/98	C18NZ	66	1796		ALT, ⇒08/1992 ALT, 09/1992⇒, (-AC) ALT, 09/1992⇒, (AC)	<b>1A0925</b> <b>6K1725</b> <b>6K1900</b>
					<b>RR1212</b> <b>RR1212K1</b> <b>RR1312</b>	MTR-NO 14142839⇒ MTR-NO 14142839⇒ ⇒MTR-NO 14142838	
1.8 i 16V	09/94-02/98	C18XE, C18XEL	85-92	1796		ALT, PS ALT, PS, AC	<b>6K1725</b> <b>6K1900</b>
					<b>RR1209</b> <b>RR1209K1</b>		
2.0 i	09/91-02/98	C20NE	85	1998		PS, ⇒08/1992 ALT, ⇒08/1992 ALT, PS, ⇒08/1992 ALT, PS, 09/1992⇒ ALT, PS, AC	<b>1A0788</b> <b>1A0925</b> <b>1A0925</b> <b>6K1725</b> <b>6K1900</b>
					<b>RR1212</b> <b>RR1212K1</b> <b>RR1312</b>	MTR-NO (14/25)608701⇒, 01/1993⇒ MTR-NO 14608701⇒ ⇒MTR-NO (14/25)608700, ⇒12/1992	
2.0 i 16V	09/91-02/98	C20XE	110	1998		PS, ⇒08/1992 ALT, ⇒08/1992 ALT, 09/1992⇒ ALT, AC	<b>1A0788</b> <b>1A0925</b> <b>6K1725</b> <b>6K1900</b>
					<b>RR1208</b> <b>RR1208K2</b> <b>RR1309</b> <b>RR1309K1</b>	MTR-NO (14/25)142839⇒, 01/1993⇒ MTR-NO 14142839⇒ ⇒MTR-NO (14/25)142838, ⇒12/1992 ⇒MTR-NO 14142838	
	01/94-02/98	X20XEV	100	1998		ALT ALT, AC	<b>6K1725</b> <b>6K1900</b>
					<b>RR1209</b> <b>RR1209K1</b>		
<b>ASTRA Mk IV</b>							
1.2 16V	02/98-	Z12XE	48-55	1199		ALT ALT, AC	<b>5K1230</b> <b>5K1360</b>
1.4 16V	02/98-	Z14XE, X14XE	66	1389		ALT, (-AC) ALT, (AC)	<b>5K0940</b> <b>5K1210</b>
					<b>RR1149</b> <b>RR1149K1</b>	CA CA, MTR-NO 02HL5118⇒, 20041691⇒	
1.6	02/98-	Z16SE, Z16SZR	55-62	1598		ALT ALT, AC	<b>5K0940</b> <b>5K1210</b>
					<b>RR1205</b> <b>RR1205K1</b>		
1.6 16V, 1.6 Dualfuel	02/98-	Z16XE, X16XEL	63-74	1598		ALT, (-AC) ALT, (AC)	<b>5K0940</b> <b>5K1210</b>
					<b>RR1149</b> <b>RR1149K1</b>	CA CA, MTR-NO 02HL5118⇒, 20041691⇒	
1.7 CDTI 16V	04/03-	Z17DTL	59	1686		ALT, (-AC) ALT, AC	<b>6K1275</b> <b>6K1623</b>
					<b>RR1067</b>		
1.7 DTI 16V	02/00-	Y17DT	55	1686		ALT, (-AC) ALT, (AC)	<b>6K1250</b> <b>6K1590</b>











**VAUXHALL**

**VAUXHALL**

ASTRA Mk IV							
					RR1117 RR1117K1 RR1117K2	CA CA, ⇨MTR-NO 328704 CA, MTR-NO 328705⇨	
1.7 TD	02/98-08/00	X17DTL	50	1700		ALT AC	1A0925 4K0885
					RR1208 RR1208K1	(Opel)	
1.8 16V, 1.8 16V Dualfuel	03/00-	Z18XE, X18XE1	85-92	1796		ALT, (-AC) ALT, (AC)	5K0940 5K1210
					RR1149 RR1149K1	CA CA, MTR-NO 02HL5118⇨, 20041691⇨	
2.0 16V	02/98-	X20XEV	100	1998		ALT ALT, AC	5K0940 5K1680
					RR1111 RR1111K1		
2.0 16V Turbo, 2.0 SRI Turbo, 2.0 Turbo	09/00-	Z20LET	140-141	1998		ALT, AC	5K1680
					RR1111		
2.0 DI	02/98-	Y20DTL, X20DTL	60	1995		ALT	6K1800
2.2 16V	03/01-	Z22SE	108	2198		ALT, (-AC) ALT, (AC) ALT, AC	5K0880 5K1030 5K1025
ASTRA MK V							
1.3 CDTI	08/05-	Z13DTH	66	1248		ALT, (-AC) ALT, (AC)	6K1180 6K1310
1.4	03/04-	Z14XEP	66	1364		ALT, (-AC) ALT, AC	5K1230 5K1355
1.6	10/06-	Z16XER, Z16XEP	85	1598		ALT, (-AC) ALT, (AC)	5K1450 5K1546
					RR1068	CA	
1.7 CDTI	03/04-	Z17DTH, Z17DTL	59-74	1686		ALT, (-AC) ALT, (AC)	6K1275 6K1623
					RR1067	CA	
1.8	03/04-	Z18XE	92	1796		ALT, (-AC) ALT, (AC)	5K0940 5K1210
					RR1149	MTR-CODE Z18XE	
	04/06-	Z18XER	103	1796		ALT, (AC) ALT, (-AC)	5K1355 5K1450
					RR1068	CA	
1.9 CDTi	08/05-	Z19DT, Z19DTL	74	1910		ALT, (-AC) ALT, (AC), OE-NO 93 185 361	6K1050 6K1370
					RR1049	CA, MTR-CODE Z19DTL	
1.9 CDTI, 1.9 CDTI 16V	08/04-	Z19DTH	88-110	1910		ALT, (-AC) ALT, (AC), OE-NO 93 185 361	6K1050 6K1370
					RR1050	CA, MTR-CODE Z19DTH	
2.0 Turbo	03/04-	Z20LEL, Z20LER	125-177	1998		ALT, AC, 120 A CA, WP	5K1680
					RR1111		
ASTRAVAN Mk III							
1.4 i	01/91-10/94	C14NZ	44	1389		ALT ALT, PS ALT, PS, AC	1A0913 6K1460 6K1800
					RR1205 RR1205K1		
1.6 i	01/91-08/98	C16NZ	55	1598		ALT, ⇨07/1994 ALT, 08/1994⇨ ALT, PS ALT, PS, AC	1A0913 1A0925 6K1460 6K1800
					RR1205 RR1205K1		
	02/94-10/96	X16SZ	52	1598		ALT ALT, PS ALT, PS, AC	1A0925 6K1460 6K1800
					RR1205 RR1205K1		
1.7 D	01/91-08/94	17DR	44	1699		PS, (MANL) PS, (AUTOM) AC ALT	1A0813 1A0825 1A0875 1A0925
					RR1009 RR1208 RR1208K1	⇨MTR-NO (14/25)363651 MTR-NO (14/25)363652⇨ (Opel)	
1.7 TD	01/94-08/98	X17DTL	50	1700		PS ALT	1A0813 1A0925
					RR1208 RR1208K1	(Opel)	
ASTRAVAN Mk IV							
1.6 i	08/98-	X16SZR,	55-62	1598		ALT	5K0940





					RO-DRIVE™		ROFAN™
---	---	---	---	---	-----------	---	--------

## VAUXHALL

### ASTRAVAN Mk IV

		X16SE				RR1205 RR1205K1	ALT, AC	5K1210
1.7 CDTI	04/04-	Z17DTL	59	1686		RR1067	ALT, (-AC) ALT, AC	6K1275 6K1623
1.7 DTI	04/01-	Y17DT	55	1686		RR1117K2	ALT, (-AC) ALT, (AC) CA, MTR-NO 328704↔	6K1250 6K1590
1.7 TD	08/98-	X17DTL	50	1700		RR1208 RR1208K1	ALT AC (Opel)	1A0925 4K0885
2.0 DI, 2.0 DTI	08/98-	X20DTL, X20DTH	60-74	1995			ALT, (-AC)	6K1800

### ASTRAVAN MK V

1.6	03/05-	Z16XE1, Z16XEP	76	1598		RR1068	ALT, (-AC) ALT, (AC) CA	5K1450 5K1546
1.7 CDTi	03/05-07/06	Z17DTL	59	1686		RR1067	ALT, (-AC) ALT, (AC) CA	6K1275 6K1623

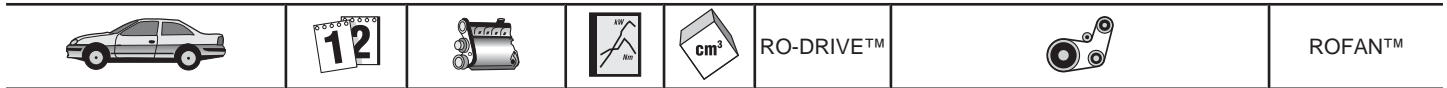
### BRAVA Pick-up

2.2 D	08/91-09/96	C223	39	2238			PS	3A1500
2.3 4x4	06/90-08/94	4ZD1	69	2255			AIRP ALT PS	1A0763 3A0875 3A1025
2.5 D, 2.5 D 4x4, 2.5 TD, 2.5 TD 4x4	06/90-	4JA1, 4JA1T	56	2499		RR1444 RR1444K1	PS	3A1375

### CALIBRA

2.0 i	06/90-07/97	C20NE	85	1998		RR1212K1 RR1312	PS, ↔12/1992 ALT, 70 A, ↔12/1992 ALT, 90 A, ↔12/1992 AC, ↔12/1992 PS, (AC), ↔12/1992 ALT, PS, 01/1993↔ ALT, PS, AC, 01/1993↔ MTR-NO 14608701↔	1A0800 1A0925 1A1000 3A0875 3K0690 6K1725 6K1900
2.0 i 16V	06/90-07/97	X20XEV	100	1998		RR1209 RR1209K1	PS, ↔12/1992 ALT, ↔12/1992 AC, ↔12/1992 PS, (AC), ↔12/1992 ALT, PS, 01/1993↔ ALT, PS, AC, 01/1993↔	1A0785 1A0913 3A0875 3K0690 6K1725 6K1900
2.0 i 16V 4x4	02/94-07/97	X20XEV	100	1998		RR1209 RR1209K1	ALT ALT, AC	6K1725 6K1900
2.0 i 16V, 2.0 i 16V 4x4	06/90-02/94	C20XE	110	1998		RR1208 RR1208K2 RR1309 RR1309K1	PS, ↔12/1992 ALT, ↔12/1992 AC, ↔12/1992 PS, (AC), ↔12/1992 ALT, PS, 01/1993↔ ALT, PS, AC, 01/1993↔ MTR-NO 14142839↔ MTR-NO 14142839↔ ↔MTR-NO 14142838 ↔MTR-NO 14142838	1A0785 1A0913 3A0875 3K0690 6K1725 6K1900
2.0 i 4x4	06/90-07/97	C20NE	85	1998		RR1212 RR1212K1 RR1312	PS, ↔12/1992 ALT, 70 A, ↔12/1992 ALT, 90 A, ↔12/1992 AC, ↔12/1992 PS, (AC), ↔12/1992 ALT, PS, 01/1993↔ ALT, PS, AC, 01/1993↔ MTR-NO 14608701↔ MTR-NO 14608701↔ ↔MTR-NO 14608700	1A0800 1A0925 1A1000 3A0875 3K0690 6K1725 6K1900
2.0 i Turbo 4x4	03/92-07/97	C20LET	150	1998			PS ALT, 70 A ALT, 90 A AC PS, (AC) ALT, PS	1A0800 1A0925 1A1000 3A0875 3K0690 6K1725

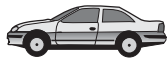




VAUXHALL

VAUXHALL							
<b>CALIBRA</b>							
					RR1208 RR1208K2 RR1309 RR1309K1	ALT, PS, AC MTR-NO (14/25)002935⇒ MTR-NO 14002935⇒ ⇒MTR-NO (14/25)002934 ⇒MTR-NO 14002934	6K1900
2.5 i V6	04/93-07/97	X25XE, C25XE	125	2498	RR1199 RR1199K1	ALT, WP, PS ALT, WP, AC, PS, CH-NO S9001730⇒ ALT, WP, AC, PS, ⇒CH-NO S9001729	6K1900 6K2020 6K2260
<b>CARLTON Mk II</b>							
1.8 S	12/82-08/86	18S	65	1796	RR1312		
2.0 S	10/78-08/86	C20NEJ	74	1998	RR1312	AC, (PS) PS AC ALT ALT, 90 A ALT, PS	1A0785 1A0800 1A0813 1A1000 1A1025 6K1725
2.2 i	11/84-08/86	22E	85	2197	RR1312	PS ALT PS, (AC)	1A0875 1A0888 1A1075
2.3 D	05/83-08/86	23D	52	2260		VACP PS ALT, ⇒CH-NO F1000188 ALT, CH-NO F1000189⇒ AC	1A0800 1A0875 1A0900 1A0913 1A1075
<b>CARLTON Mk III</b>							
1.8	09/87-03/94	E18NVR	65	1796	RR1312	PS, ⇒08/1992 ALT, ⇒08/1992 ALT, PS, 08/1992⇒ ALT, PS, AC, 08/1992⇒	1A0800 1A1000 6K1725 6K1900
1.8 i	09/86-03/94	18SEH	85	1796	RR1212 RR1312	PS ALT 01/1993⇒ ⇒12/1992	1A0800 1A1000
1.8 N	09/86-08/87	18NV	60	1796	RR1312	PS ALT, (CAT) ALT	1A0825 1A0960 1A0975
1.8 S	09/86-03/94	18SV	66	1796	RR1312	PS ALT	1A0800 1A1000
2.0	09/86-03/94	C20NE	85	1998	RR1212 RR1212K1 RR1312	AC, (PS) PS AC ALT ALT, 90 A MTR-NO (14/25)608701⇒ MTR-NO 14608701⇒ ⇒MTR-NO (14/25)608700	1A0788 1A0800 1A0813 1A1000 1A1025
2.0 i	09/86-03/94	20SE	90	1998	RR1212K1 RR1312	AC, ⇒08/1992, (PS) PS, ⇒08/1992 AC, ⇒08/1992 ALT, ⇒08/1992 ALT, 90 A, ⇒08/1992 ALT, PS, 08/1992⇒ ALT, PS, AC, 08/1992⇒ MTR-NO 14608701⇒	1A0785 1A0800 1A0813 1A1000 1A1025 6K1725 6K1900
2.0, 2.0 i	09/90-03/94	C20NEF, C20NEJ	73-74	1998	RR1212 RR1312	AC, (PS) PS AC ALT ALT, 90 A MTR-NO (14/25)608701⇒ ⇒MTR-NO (14/25)608700	1A0788 1A0800 1A0813 1A1000 1A1025
2.2 TD	09/86-08/88	23YDT	66	2260		PS AC ALT, CH-NO K1000099⇒ ALT, ⇒CH-NO K1000098 PS, (AC)	1A0813 1A0888 1A0900 1A0913 1A0960
2.3 D, 2.3 TD Interc.	09/86-03/94	23YD, 23DTR	54-74	2260		PS AC ALT, CH-NO K1000099⇒ ALT, ⇒CH-NO K1000098 PS, (AC)	1A0813 1A0888 1A0900 1A0913 1A0960





RO-DRIVE™



ROFAN™

## VAUXHALL

### CARLTON Mk III

↔ 2.4 i	09/88-03/94	C24NE	92	2410		PS ALT AC PS, (AC)	1A0813 1A0888 1A0888 1A0960
2.6 i	09/90-03/94	C26NE	110	2594		ALT ALT, AC, MTR-NO 03032427↔	6K1460 6K2260
3.0	03/87-03/94	C30NE	130	2969		PS ALT, ↔CH-NO M1000000 AC PS, (AC) ALT, CH-NO M1000001↔ ALT, AC, MTR-NO 01039675↔	1A0813 1A0888 1A0888 1A0960 6K1460 6K2260
3.0 24V	09/89-03/94	C30SEJ	147	2969		ALT ALT, PS, AC, 120 A, MTR-NO 01024730↔ ALT, PS, AC	6K1460 6K2260 6K2271
3.0 3000	03/87-09/90	30NE	130	2969		PS, ↔CH-NO M1000000 ALT, ↔CH-NO M1000000 AC, ↔CH-NO M1000000 PS, ↔CH-NO M1000000, (AC) ALT, CH-NO M1000001↔ ALT, AC, CH-NO M1000001↔, ↔MTR-NO 01039674 ALT, AC, CH-NO M1000001↔, MTR-NO 01039675↔	1A0813 1A0888 1A0888 1A0960 6K1460 6K2225 6K2260
3.0 3000 24V	09/89-03/94	C30SE	150	2969		ALT, ↔12/1993 ALT, PS, 01/1993↔ ALT, PS, AC, 01/1993↔	6K1460 6K1900 6K2260
3000 24V	09/89-03/94	C30SEJ	147	2969		ALT ALT, PS, AC, 120 A, MTR-NO 01024730↔ ALT, PS, AC	6K1460 6K2260 6K2271
3000, 3000 KAT	03/87-03/94	C30LE, C30NE	115-130	2969		PS ALT, ↔CH-NO M1000000 AC PS, (AC) ALT, CH-NO M1000001↔ ALT, AC, MTR-NO 01039675↔	1A0813 1A0888 1A0888 1A0960 6K1460 6K2260

### CAVALIER Mk II

1.3 N	09/81-08/88	13N	44	1297		ALT FAN	1A0950 1A0950
					RR1448		
1.3 S	09/81-08/88	13S	55	1297		ALT	1A0875
					RR1448		
1.6 D	03/82-08/88	16DA, 16D	40	1598		ALT, PS ALT MTR-CODE 16DA MTR-CODE 16DA MTR-CODE 16D	1A0850 1A0913
					RR1009 RR1009K1 RR1010		
1.6 i	08/86-08/88	E16NZ	55	1598		PS ALT ↔MTR-NO 02J22349 MTR-NO 02J22350↔	1A0850 1A0913
					RR1006 RR1205		
1.6 i KAT	08/86-08/88	C16LZ, C16NZ	55	1598		PS ALT CA	1A0850 1A0913
					RR1006		
1.6 N	09/81-08/88	16N	55	1598		PS ALT	1A0850 1A0913
					RR1312		
1.6, 1.6 S	09/81-08/88	16S, 16SH	66	1598		PS ALT	1A0850 1A0888
					RR1312		
1.8	08/86-08/88	E18NV	62	1796		PS ALT	1A0850 1A0925
					RR1312		
1.8 i	09/81-08/88	18SE	82	1796		ALT	1A0888
					RR1312		
1.8 i, 1.8 KAT	09/81-08/86	18SE, 18E	74-85	1796		PS ALT	1A0850 1A0888
					RR1312		
1600D	03/82-08/88	16DA, 16D	40	1598		PS ALT MTR-CODE 16DA MTR-CODE 16DA MTR-CODE 16D	1A0850 1A0913
					RR1009 RR1009K1 RR1010		
2.0 i, 2.0 i KAT	09/86-08/88	20NE, C20NE	85	1998		PS ALT	1A0850 1A0925
					RR1312		





RO-DRIVE™

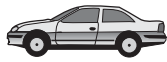


ROFAN™

### VAUXHALL

Model	Year Range	Engine	Power (kW)	Power (hp)	Accessories	Part Numbers
CAVALIER Mk II 2.0 Sri 130	03/87-08/88	20SEH	95	1998	AC, (PS)	1A0785
					PS	1A0800
					AC	1A0813
					ALT	1A1000
					ALT, 90 A	1A1025
					RR1312	
CAVALIER Mk III (87) 1.4 S	09/88-11/95	14NV	55	1389	ALT, OE-NO 90006259, OE-NO 90169081	1A0875
					ALT, OE-NO 90183440, OE-NO 90351803	1A0913
					CA, ⇒MTR-NO 19307805, 02J22349 CA, MTR-NO 19307806⇒, 02J22350⇒ CA, MTR-NO 19307806⇒, 02J22350⇒	
1.6	09/88-05/93	16SV	60	1598	ALT	1A0913
					AC, ⇒08/1992	3A0875
					ALT, PS, ⇒CH-NO M11693, M5178236	5K0975
					ALT, PS, CH-NO M1169326⇒	5K0990
					ALT, PS, 09/1992⇒	6K1460
					ALT, PS, AC, 09/1992⇒	6K1800
					⇒MTR-NO 02J22349 MTR-NO 02J22350⇒ MTR-NO 02J22350⇒	
1.6 i	09/93-11/95	X16SZ	52	1598	ALT, ⇒CH-NO S2500015, R5999999, R8999999	1A0913
					ALT, CH-NO S2500015⇒, R5999999⇒, R8999999⇒	1A0925
					ALT, PS	6K1460
					ALT, PS, AC	6K1800
					RR1205 RR1205K1	
1.7 D	09/88-09/92	17D	42	1699	PS, (MANL)	1A0813
					PS, (AUTOM)	1A0825
					ALT	1A0913
					AC	3A0875
					⇒MTR-NO (14/25)333430 (Opel), ⇒MTR-NO 14333430 MTR-NO (14/25)333431⇒	
	07/92-11/95	17DR	44	1700	PS, (MANL)	1A0813
					PS, (AUTOM)	1A0825
					AC	1A0875
					ALT	1A0913
					⇒MTR-NO (14/25)363651 MTR-NO (14/25)363652⇒ (Opel)	
					RR1009 RR1208 RR1208K1	
1.7 TD	09/88-11/95	17DT	60	1686	PS	1A0950
					AC	3A0875
					ALT	3A0925
					⇒MTR-NO 855 805, (Isuzu) MTR-NO 855 806⇒, (Isuzu)	
					RR1016 RR1016K2 RR1016K3	
1.8, 1.8 i KAT	09/88-10/92	C18NZ, 18SV	66	1796	PS, (AC)	1A0690
					PS	1A0800
					ALT, 70 A	1A0925
					ALT, 90 A, 09/1990⇒	1A0940
					ALT, 90 A, ⇒08/1990	1A1000
					AC	3A0875
					MTR-NO (14/25)142839⇒ MTR-CODE C18NZ, MTR-NO 14142839⇒	
					RR1212 RR1212K1	
					⇒MTR-NO (14/25)142838	
					RR1312	
2.0 i	09/88-10/90	20NE	85	1998	PS	1A0788
					ALT, PS, AC	6K1900
	09/88-10/92	20NE	85	1998	PS, (AC)	1A0690
					PS	1A0800
					ALT, 70 A	1A0925
					ALT, 90 A, 09/1990⇒	1A0940
					ALT, 90 A, ⇒08/1990	1A1000
					AC	3A0875
					MTR-NO (14/25)142839⇒ ⇒MTR-NO (14/25)142838	
					RR1212 RR1312	
2.0 i 16V	09/88-11/95	C20XE	110	1998	PS, (AC), ⇒08/1992	1A0690
					PS, ⇒08/1992	1A0788
					ALT, 70 A, ⇒08/1992	1A0913
					ALT, 90 A, ⇒08/1992	1A0940
					ALT, 90 A, ⇒08/1990	1A1000
					AC, ⇒08/1992	3A0875
					ALT, PS, 09/1992⇒	6K1725





RO-DRIVE™



ROFAN™

## VAUXHALL

### CAVALIER Mk III (87)

						RR1208 RR1208K2 RR1309 RR1309K1	ALT, PS, AC, 09/1992⇨ MTR-NO (14/25)142839⇨ MTR-NO 14142839⇨ ⇨MTR-NO (14/25)142838 ⇨MTR-NO 14142838	6K1900	
2.0 i 16V, 2.0 i 16V 4x4	09/88-11/95	C20XE, C20LET	110-150	1998		RR1208 RR1208K2 RR1309 RR1309K1	PS ALT, 70 A ALT, 90 A AC PS, (AC) ALT, PS ALT, PS, AC MTR-NO (14/25)142839⇨, 01/1993⇨ MTR-NO 14142839⇨ ⇨MTR-NO (14/25)142838, ⇨12/1992 ⇨MTR-NO 14142838	1A0800 1A0925 1A1000 3A0875 3K0690 6K1725 6K1900	
2.0 i 16V, 2.0 SRI 16V	09/93-11/95	X20XEV	100	1998		RR1209 RR1209K1	ALT ALT, AC	6K1725 6K1900	
2.0 i 4x4	09/88-09/92	20SEH	95	1998		RR1312	PS ALT	1A0800 1A0925	
2.0 i KAT	09/90-11/95	C20NE	85	1998		RR1212 RR1212K1 RR1312	PS, ⇨08/1992 ALT, ⇨08/1992 ALT, (PS), ⇨08/1992 ALT, (PS), 09/1992⇨ ALT, PS, AC MTR-NO (14/25)608701⇨, 01/1993⇨ MTR-NO 14608701⇨ ⇨MTR-NO (14/25)608700, ⇨12/1992	1A0788 1A0925 1A0925 6K1725 6K1900	
2.0 SRI	09/88-09/92	20SEH	95	1998		RR1212 RR1312	PS, (AC) PS, ⇨08/1992 ALT, 70 A, ⇨08/1992 ALT, 90 A, ⇨08/1992 ALT, 90 A, ⇨08/1990 AC, ⇨08/1992 ALT, PS, 09/1992⇨ ALT, PS, AC, 09/1992⇨ MTR-NO (14/25)142839⇨ ⇨MTR-NO (14/25)142838	1A0690 1A0800 1A0925 1A0940 1A1000 3A0875 6K1725 6K1900	
2.5 V6	02/93-11/95	C25XE	125	2498		RR1199 RR1199K1	ALT, PS ALT, PS, AC, 08/1993⇨ ALT, PS, AC, ⇨08/1993	6K1900 6K2020 6K2260	
<b>COMBO</b>									
1.2	07/94-10/01	C12NZ, X12SZ	33	1195		RR1205 RR1205K1	ALT ALT, PS	1A0925 6K1460	
1.3 CDTI 16V	10/05-	Z13DTJ	55	1248			ALT, (-AC) ALT, (AC)	6K1180 6K1318	
1.4	07/94-10/01	C14NZ, C14SE	44-60	1389		RR1205 RR1205K1	ALT ALT, PS ALT, PS, AC	1A0925 6K1460 6K1800	
	01/04-	Z14XEP	66	1364			ALT, (-AC) ALT, (AC)	5K1230 5K1370	
1.7 CDTI 16V	12/04-	Z17DTH	74	1686		RR1117 RR1117K2	ALT, PS, (-AC) ALT, PS, AC MTR-CODE Z17DTH MTR-CODE Z17DTH	6K1275 6K1600	
1.7 D	07/94-10/01	X17D, 17D	44	1686		RR1016 RR1016K2 RR1016K3	PS ALT ⇨MTR-NO 855 805, (Isuzu) MTR-NO 855 806⇨, (Isuzu)	1A0950 3A0925	
1.7 DI 16V	09/01-	Y17DT, Y17DTL	48-55	1686		RR1117 RR1117K1 RR1117K2	ALT, (-AC) ALT, (AC) CA CA, ⇨MTR-NO 328704 CA, MTR-NO 328705⇨	6K1250 6K1590	
<b>CORSA</b>									
1.0 i 12V	11/96-09/00	X10XE	40	973			ALT, PS ALT, PS, AC	5K1230 5K1360	
1.2 i	03/93-09/00	C12NZ, X12SZ	33	1195			ALT	1A0913	





RO-DRIVE™



ROFAN™

**VAUXHALL**

**CORSA**

						ALT, PS, 09/1992⇨ ALT, PS, AC	6K1460 6K1800
					<b>RR1205</b> <b>RR1205K1</b>		
1.2 i 16V	03/98-09/00	X12XE	48	1199		ALT, (-AC) ALT, PS, AC	5K1230 5K1360
1.4 i 16V	09/94-	X14XE	66	1389		ALT, MTR-CODE X14XE ALT, PS, MTR-CODE X14XE ALT, PS, AC, MTR-CODE X14XE	6K0894 6K1530 6K1800
					<b>RR1206</b> <b>RR1206K1</b>	MTR-CODE X14XE MTR-CODE X14XE	
1.4 i, 1.4 S	03/93-09/00	C14NZ, X14SZ, C14SE	44-60	1389		ALT ALT, PS, 09/1992⇨ ALT, PS, AC	1A0913 6K1460 6K1800
					<b>RR1205</b> <b>RR1205K1</b>		
1.5 D	03/93-09/00	15D	37	1488		ALT	3A0875
					<b>RR1016</b> <b>RR1016K1</b>	(Isuzu)	
1.5 TD	03/93-10/96	X15DT, 15DT	49	1488		PS ALT, AC ALT	1A0950 3A0915 3A0925
					<b>RR1016</b> <b>RR1016K1</b>	(Isuzu)	
1.6 GSI 16V	03/93-09/00	C16XE	80	1598		ALT ALT, PS ALT, AC	6K0894 6K1530 6K1800
					<b>RR1206</b> <b>RR1206K1</b>		
1.6 i 16V	09/94-09/00	X16XE	78	1598		ALT ALT, PS ALT, PS, AC	1A0913 6K1460 6K1800
					<b>RR1206</b> <b>RR1206K1</b>		
1.7 D	02/96-09/00	X17D, 17D	44	1686		PS PS, (AUTOM) ALT AC PS	1A0813 1A0825 1A0913 3A0875 3K0690
					<b>RR1016K2</b> <b>RR1016K3</b> <b>RR1208</b>	CA, ⇨MTR-NO 855 805, (Isuzu) CA, MTR-NO 855 806⇨, (Isuzu) CA	

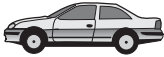





**CORSA Mk II**

1.0 12V	09/00-	Z10XE	43	973		ALT ALT, AC	5K1230 5K1360
	11/03-	Z10XEP	44	998		ALT ALT, AC	5K1230 5K1355
1.2 16V	09/00-	Z12XE	55	1199		ALT ALT, AC	5K1230 5K1360
1.3 CDTI 16V	04/04-	Z13DT	52	1248		ALT ALT, AC	6K1180 6K1318
1.4 16V	09/00-	Z14XE	66	1389		ALT, (-AC) ALT, (AC)	5K0940 5K1210
					<b>RR1149</b> <b>RR1149K1</b>	CA CA	
1.7 CDTI 16V	04/04-	Z17DTH	74	1686		ALT, PS, (-AC) ALT, PS, AC	6K1275 6K1600
					<b>RR1117</b> <b>RR1117K2</b>	MTR-CODE Z17DTH MTR-CODE Z17DTH	
1.7 DI 16V, 1.7 DTI 16V	09/00-	Y17DT, Y17DTL	48-55	1686		ALT, (-AC) ALT, (AC)	6K1250 6K1590
					<b>RR1117</b> <b>RR1117K1</b> <b>RR1117K2</b>	CA CA, ⇨MTR-NO 328704 CA, MTR-NO 328705⇨	
1.8 16V	09/00-	Z18XE	92	1796		ALT, (-AC) ALT, (AC)	5K0940 5K1210
					<b>RR1149</b> <b>RR1149K1</b>	CA CA	

**CORSA Mk III**

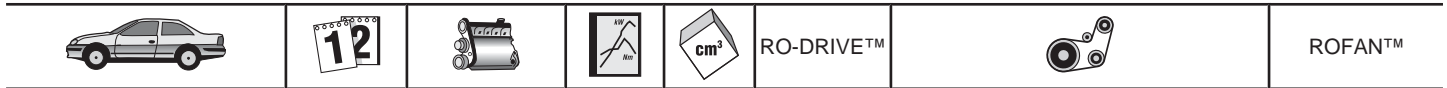
1.0	07/06-	Z10XEP	44	998		ALT, (-AC) ALT, (AC)	5K1230 5K1355
1.2	07/06-	Z12XEP	59	1229		ALT, (-AC) ALT, (AC)	5K1230 6K1370
1.3 CDTI	07/06-	Z13DTJ, ZT	55-66	1248		ALT, (-AC) ALT, (AC)	6K1180 6K1318
1.4	07/06-	Z14XEP	66	1364		ALT, (-AC) ALT, (AC)	5K1230 5K1370
1.6 Turbo	02/07-	Z16LER	141	1598		ALT, (-AC)	5K1450



					RO-DRIVE™		ROFAN™
<b>VAUXHALL</b>							
<b>CORSA Mk III</b>							
1.7 CDTI	07/06-	A17DTR	92	1686	RR1068	ALT, (AC) CA	5K1546
					RR1117	ALT, (-AC) ALT, (AC) CA	6K1250 6K1610
<b>CORSAVAN</b>							
1.4 i	01/94-09/00	C14NZ	44	1389	RR1205 RR1205K1	ALT ALT, PS ALT, PS, AC	1A0913 6K1460 6K1800
1.7 D	01/94-09/00	17D, X17D	44	1686	RR1016K2 RR1016K3 RR1208	PS PS, (AUTOM) ALT AC PS ⇒MTR-NO 855 805, (Isuzu) MTR-NO 855 806⇒, (Isuzu)	1A0813 1A0825 1A0913 3A0875 3K0690
<b>CORSAVAN MK II</b>							
1.2 16V	09/00-	Z12XE	55	1199		ALT ALT, AC	5K1230 5K1360
1.3 CDTI 16V	04/04-	Z13DT	52	1248		ALT ALT, AC	6K1180 6K1318
1.7 DI 16V, 1.7 DTI 16V	09/00-	Y17DT, Y17DTL	48-55	1686	RR1117 RR1117K1 RR1117K2	ALT, (-AC) ALT, (AC) CA CA, ⇒MTR-NO 328704 CA, MTR-NO 328705⇒	6K1250 6K1590
<b>FRONTERA</b>							
2.0 i	03/92-10/98	X20SE, C20NE	85	1998	RR1212 RR1212K1 RR1312	PS ALT ALT, 90 A MTR-NO (14/25)142839⇒, 01/1993⇒ ⇒MTR-NO (14/25)142838, ⇒12/1992	1A0788 1A1000 1A1025
2.2 i	03/95-10/98	X22XE	100	2198	RR1179 RR1179K1	ALT ALT, AC	6K1715 6K2050
2.3 TD	03/92-10/98	23DTR	74	2260		PS ALT	1A0825 1A0900
2.4 i	03/92-10/98	C24NE	92	2410		PS ALT, 90 A ALT	1A0825 1A0875 1A0888
2.5 TDS	09/96-10/98	25TDS	85	2499		ALT	8K2188
2.8 TD	03/95-10/98	28TDI	83	2771	RR1444 RR1444K1	PS, ⇒12/1996 AC, ⇒12/1996	3A1450 3A1525
<b>FRONTERA Mk II</b>							
2.2 i	10/98-	X22SE, Y22SE	100	2198	RR1179 RR1179K1	ALT ALT, AC	6K1725 6K1850
3.2 i	10/98-	Y32NE, 6VD1	151	3201		ALT, (-AC)	6K2040
<b>MERIVA</b>							
1.3 CDTI	09/03-	Z13DTJ	55	1248		ALT, (-AC) ALT, (AC)	6K1180 6K1318
1.4 16V Twinport	07/04-	Z14XEP	66	1364		ALT, (-AC) ALT, (AC), ⇒CH-NO 44001048 ALT, (AC), CH-NO 44001049⇒	5K1230 5K1355 5K1370
1.6 i	05/03-	Z16SE	64	1598	RR1205 RR1205K1	ALT, (-AC) ALT, AC MTR-CODE Z16SE	5K0940 5K1210
1.6 i 16V	05/03-	Z16XE	74	1598	RR1149 RR1149K1	ALT, (-AC) ALT, (AC) CA CA	5K0940 5K1210
1.6 i 16V Twinport	01/06-	Z16LET, Z16XEP	77-132	1598	RR1068	ALT, (-AC) ALT, AC MTR-CODE Z16XEP, Z16LET	5K1450 5K1546
1.7 CDTi	08/06-	Z17DTR	92	1686	RR1117	ALT, (-AC) ALT, (AC) CA	6K1250 6K1590
1.7 CDTI 16V	04/04-	Z17DTH	74	1686		ALT, (-AC) ALT, (AC)	6K1275 6K1600



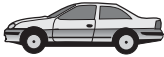









VAUXHALL

VAUXHALL							
<b>MERIVA</b>							
1.8 i 16V	05/03-	Z18XE	92	1796	RR1117 RR1117K2	MTR-CODE Z17DTH MTR-CODE Z17DTH	
						ALT, (-AC) ALT, (AC)	5K0940 5K1210
					RR1149 RR1149K1	CA CA	
<b>MIDI II</b>							
2.4 TD, 2.4 TD 4x4	01/94-	4FG1T	56	2380		PS ALT, (PS) ALT, (-PS)	1A0666 3A1000 3A1025
<b>MONTEREY</b>							
3.1 TD	09/91-07/98	4JG2TC	84	3059		PS PS, AC	3A1450 3A1525
					RR1444 RR1444K1		
3.2	06/92-07/98	6VD1	130	3165		PS AC ALT	1A1025 4K0815 4K0962
<b>MONTEREY Mk II</b>							
3.0 DTI	07/98-08/99	4JX1	117	2999	RR1063		
<b>MOVANO</b>							
1.9 DTI	09/00-10/01	F9Q770	59	1870	RR1109 RR1109K1		
	10/01-	F9Q774	60	1870		ALT, (-AC) ALT, (AC)	5K1125 6K1795
					RR1110 RR1110K1	CA CA	
2.2 DTI	09/00-	G9T720	66	2188		ALT, (-AC), ⇨09/2003 ALT, (AC), ⇨09/2003 ALT, (AC), (POWER TAKE-OFF), 10 /2003⇨	6K1153 6K1795 7K1795
					RR1092 RR1092K1	CA CA	
2.5 CDTI	04/04-	G9U754	74-107	2464		ALT, (AC)	7K1795
					RR1092 RR1092K1	CA CA	
2.5 D	10/98-09/00	S8U770	59	2499		AC ALT, ⇨MTR-NO 3053818 ALT, MTR-NO 3053819⇨	5K1200 6K0858 6K0875
					RR1452 RR1452K1	CA CA	
2.5 DTI	10/01-	G9U720, G9U724, G9U750, G9U754	84	2463		ALT, (-AC), ⇨09/2003 ALT, (AC), ⇨09/2003 ALT, 10/2003⇨	6K1153 6K1795 7K1795
					RR1092 RR1092K1	CA CA	
2.8 DTI	10/98-10/01	S9W702	84	2799		AC ALT, WP, ⇨MTR-NO 3053818	5K1200 6K0844
					RR1102 RR1102K1		
<b>NOVA</b>							
1.0	09/82-03/93	10S	33	993		ALT	1A0925
1.2 i KAT	09/89-03/93	C12NZ	33	1195		ALT	1A0913
					RR1205 RR1205K1		
1.2 i, 1.2 N	01/85-10/89	E12GV, 12NC	33	1196		ALT	1A0925
1.2 N, 1.2 S	01/88-02/90	12NV, 12ST, 12S	38-43	1196		ALT, OE-NO 90006259, OE-NO 90169081 ALT, OE-NO 90183440, OE-NO 90351803	1A0875 1A0913
					RR1435		
1.2 S	05/83-02/90	12ST	40	1196		PS ALT	1A0763 1A0950
					RR1435		
1.3 i, 1.3 KAT, 1.3 S	09/82-10/89	13NB, 13SB, C13N	44-51	1297		ALT ALT	1A0875 1A0913
					RR1448		
1.4 i, 1.4 i S	01/90-03/93	C14NZ, C14SE	44-60	1389		ALT ALT, PS ALT, PS, AC	1A0913 6K1460 6K1800
					RR1205 RR1205K1	MTR-NO 19311739⇨	
1.4 S	01/90-03/93	14NV	55	1389		ALT ALT, PS CA, ⇨MTR-NO 19307805 CA, MTR-NO 19307806⇨	1A0875 5K0975
					RR1006 RR1205 RR1205K1	MTR-NO 19307806⇨	
	01/90-02/93	14NV	55	1389		ALT	1A0913



					RO-DRIVE™		ROFAN™
<b>VAUXHALL</b>							
<b>NOVA</b>							
1.5 D, 1.5 TD	09/87-03/93	15D, 15DT	37-49	1488	RR1205 RR1205K1	MTR-NO 19307806⇒ ALT	3A0875
1.6 GSI, 1.6 GSI KAT	09/89-03/93	C16SEI, E16SE, C16SE	72-74	1598	RR1016 RR1016K1	(Isuzu) ALT, OE-NO 90169081, OE-NO 90006259 ALT, OE-NO 90183440, OE-NO 90351803, OE-NO 90466255 ⇒MTR-NO 02J22349 MTR-NO 02J22350⇒ MTR-NO 02J22350⇒	1A0875 1A0913
<b>NOVAVAN</b>							
1.2	01/90-10/94	12NV	38	1196		PS ALT	1A0813 1A0925
1.5 D	01/91-10/94	15D	37	1488	RR1208 RR1016 RR1016K1	ALT (Isuzu)	3A0875
<b>OMEGA</b>							
2.0	03/94-09/99	X20SE	85	1998	RR1212 RR1212K1	ALT ALT, AC	6K1725 6K1900
2.0 16V	03/94-09/99	X20XEV	100	1998	RR1209 RR1209K1	ALT ALT, AC	6K1725 6K1900
2.2 16V	09/99-	Z22XE, Y22XE	106	2198	RR1179 RR1179K1	ALT ALT, AC	6K1725 6K1900
2.2 DTI 16V	09/00-	Y22DTH	88	2171		ALT, (-AC) ALT, (AC)	6K1800 6K1900
2.5 TD	04/94-02/01	25DT, X25DT	96	2497		AC, ⇒CH-NO V1999999 AC, CH-NO W0000001⇒ ALT	4K0780 4K0800 5K1815
2.5 V6	03/94-09/00	X25XE	125	2498	RR1199 RR1199K1	ALT, WP, PS ALT, WP, AC, PS, CH-NO S1059679⇒ ALT, WP, AC, PS, ⇒CH-NO S1059678 CA, ⇒08/1998, ⇒MTR-NO 08300418 CA, ⇒MTR-NO 08300418	6K1900 6K2020 6K2260
2.6 V6	09/00-	Y26SE	132	2597		ALT, WP, PS ALT, WP, AC, PS	6K1900 6K2020
3.0 V6	04/94-	X30XE	155	2962	RR1199 RR1199K1	ALT, WP, PS ALT, WP, AC, PS, CH-NO S1059679⇒ ALT, WP, AC, PS, ⇒CH-NO S1059678 CA, ⇒08/1998, ⇒MTR-NO 08300418 CA, ⇒MTR-NO 08300418	6K1900 6K2020 6K2260
3.2 V6	02/01-	Y32SE	160	3175		ALT, WP, PS ALT, WP, AC, PS	6K1900 6K2020
<b>ROYALE</b>							
2.2 E	11/84-08/87	22E	85	2197		PS ALT AC PS, (AC)	1A0875 1A0888 1A0888 1A1075
2.2 TD	11/84-08/87	23TD	63	2260		PS AC ALT PS, (AC)	1A0875 1A0888 1A0913 1A1075
2.5 E	09/84-08/87	25E	103	2490		PS ALT AC PS, (AC)	1A0875 1A0888 1A0888 1A1075
2.9	09/85-08/87	C30LE	115	2969		PS ALT ALT, (AUTOM) AC AC, (PS)	1A0875 1A0888 1A0888 1A0888 1A1075
2.9 E	02/78-12/86	30E	132	2969		PS ALT, 05/1979⇒ ALT, (AUTOM) AC ALT, ⇒04/1979 AC, (PS)	1A0875 1A0888 1A0888 1A0888 1A0900 1A1075
<b>SENATOR Mk II</b>							
2.6 i	09/90-09/93	C26NE	110	2594		ALT, (-AC) ALT, (AUTOM AC), MTR-NO	6K1460 6K2260





RO-DRIVE™



ROFAN™

## VAUXHALL

### SENATOR Mk II

3.0	09/87-09/93	C30LE	115	2969		1032427⇒, 120 A ALT, (-AC), MTR-NO 1032427⇒	6K2271
						PS, ⇒CH-NO M1000000 ALT, ⇒CH-NO M1000000 AC, ⇒CH-NO M1000000 PS, ⇒CH-NO M1000000, (AC) ALT, CH-NO M1000001⇒ ALT, AC, CH-NO M1000001⇒, MTR-NO 1039675⇒	1A0785 1A0888 1A0888 1A0940 6K1460 6K2260
	01/88-09/90	30NE	130	2969		PS, ⇒CH-NO M1000000 ALT, ⇒CH-NO M1000000 AC, ⇒CH-NO M1000000 PS, ⇒CH-NO M1000000, (AC) ALT, (-AC), CH-NO M1000001⇒ ALT, (AUTOM AC), MTR-NO 1039675⇒, 120 A, CH-NO M1000001⇒ ALT, (-AC), MTR-NO 1039675⇒, CH-NO M1000001⇒	1A0785 1A0888 1A0888 1A0940 6K1460 6K2260 6K2271
3.0 24V, 3.0 i KAT	01/88-09/93	C30NE, C30SE	130-150	2969		ALT, (-AC) ALT, (AUTOM AC), MTR-NO 1024730⇒, 120 A ALT, (-AC), MTR-NO 1024730⇒	6K1460 6K2260 6K2271

### SIGNUM

1.9 CDTI	04/04-	Z19DT	88	1910		ALT, (-AC) ALT, AC CA, MTR-CODE Z19DT	6K1050 6K1370
					RR1049		
1.9 CDTI 16V	04/04-	Z19DTH	110	1910		ALT, (-AC) ALT, (AC) MTR-CODE Z19DTH	6K1050 6K1413
					RR1050		
2.2 i	05/03-	Z22YH	114	2198		ALT, (-AC) ALT, (AC)	5K0880 5K1030
2.8 V6 Turbo	08/05-	Z28NEL	169	2792		ALT	6K2120
3.0 CDTi	05/03-	Y30DT	130	2958		ALT	6K1920
3.0 V6 CDTI	09/05-	Z30DT	135	2959		ALT, (AC)	6K1920
3.2 V6	05/03-	Z32SE	155	3175		ALT, (-AC)	6K1863

### SINTRA

2.2 i 16 V	11/96-04/99	X22XE	104	2198		ALT, PS ALT, WP, PS	6K1725 6K1900
					RR1179 RR1179K1		
3.0 i 24V	11/96-04/99	X30XE	148	2962		ALT, WP, AC, PS ⇒08/1998 ⇒MTR-NO 08300000	6K2020
					RR1199 RR1199K1		

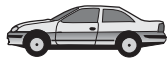
### TIGRA

1.4	06/04-	Z14XEP	66	1364		ALT, PS, (-AC) ALT, PS, AC	5K1230 5K1370
1.4 16V	07/94-	X14XE	66	1389		ALT, MTR-CODE X14XE ALT, PS, MTR-CODE X14XE ALT, PS, AC, MTR-CODE X14XE MTR-CODE X14XE MTR-CODE X14XE	6K0894 6K1530 6K1800
					RR1206 RR1206K1		
1.6 16V	07/94-	X16XE	78	1598		ALT ALT, PS ALT, AC	6K0894 6K1530 6K1800
					RR1206 RR1206K1		

### VECTRA

1.6 i	10/95-12/00	X16SZR	55	1598		ALT, PS, MTR-CODE X16SZR ALT, PS, AC	6K1460 6K1800
					RR1205 RR1205K1		
	10/95-	X16SZR	55	1598		ALT, MTR-CODE X16SZR ALT, AC	6K1460 6K1900
					RR1205 RR1205K1		
1.6 i 16V	10/95-	Y16XE, X16XEL, Z16XE	74	1598		ALT ALT, AC	6K1530 6K1800
					RR1206 RR1206K1		
1.7 TD	10/95-11/96	X17DT	60	1686		PS ALT, AC ALT	1A0950 3A0915 3A0925
					RR1016 RR1016K3		
1.8 i 16V	10/95-09/00	X18XE1, X18XE	85	1796		(Isuzu) ALT, MTR-CODE X18XE1, 01/1999⇒ ALT ALT, AC, MTR-CODE X18XE1, 01/1999⇒	6K1538 6K1725 6K1800





RO-DRIVE™



ROFAN™

## VAUXHALL

### VECTRA

					RR1149 RR1206 RR1206K1 RR1209 RR1209K1	ALT, AC MTR-CODE X18XE1, ⇨12/1998 MTR-CODE X18XE1, 01/1999⇨ MTR-CODE X18XE1 MTR-CODE X18XE MTR-CODE X18XE	6K1900
	09/00-	Z18XE	92	1796		ALT, PS ALT, PS, AC	6K1530 6K1800
					RR1206 RR1206K1		
2.0 DI 16V	11/96-	X20DTL	60	1995		ALT ALT, AC	6K1800 6K1900
2.0 i 16V	10/95-09/00	X20XE	100	1998		ALT ALT, AC	6K1725 6K1900
					RR1209 RR1209K1		
2.2 DTI 16V	09/00-	Y22DTR	92	2172		ALT, (-AC), MTR-CODE Y22DTR ALT, (AC)	6K1805 6K1900
2.2 i 16V	09/00-	Z22SE	108	2198		ALT, (-AC) ALT, (AC)	5K0880 5K1030
2.5 i GSi	05/98-09/99	X25XE	143	2498		ALT, (-AC) ALT, (AC)	6K1900 6K2030
					RR1199 RR1199K1	CA, ⇨CH-NO W1285446, W5276825, W7154258 CA, ⇨CH-NO W1285446, W5276825, W7154258	
2.5 i V6	10/95-09/00	X25XE	125	2498		ALT, WP, PS ALT, WP, AC, PS CA, ⇨CH-NO W1285446, W5276825, W7154258, MTR-NO 0814430⇨, ⇨MTR-NO 08300418	6K1900 6K2020
					RR1199 RR1199K1	CA, ⇨CH-NO W1285446, W5276825, W7154258, MTR-NO 0814430⇨, ⇨MTR-NO 08300418	
2.6 i V6	09/00-	Y26SE	125	2597		ALT, WP, PS ALT, WP, AC, PS	6K1900 6K2020

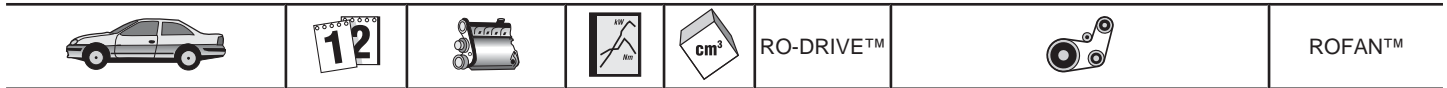
### VECTRA Mk II

1.6	01/06-	Z16XEP	77	1598		ALT, (-AC) ALT, (AC), ⇨MTR-NO 51999999, 58999999 ALT, (AC), MTR-NO 61000001⇨	5K1450 5K1546 5K1570
					RR1068	CA	
1.6 16V	06/04-	Z16XE	74	1598		ALT, (-AC) ALT, (AC)	5K0940 5K1240
					RR1149 RR1149K1	CA CA	
1.8	01/06-	Z18XER	103	1796		ALT, (-AC) ALT, (AC), ⇨MTR-NO 51999999, 58999999 ALT, (AC), MTR-NO 61000001⇨	5K1450 5K1546 5K1570
					RR1068	CA	
1.8 16V	04/02-	Z18XE	90	1796		ALT, (-AC) ALT, (AC), OE-NO 6340600 ALT, (AC), OE-NO 6340667	5K0940 5K1240 5K1255
					RR1149 RR1149K1	CA CA	
1.9 CDTi	04/04-	Z19DT, Z19DTL	74-88	1910		ALT, (-AC) ALT, (AC)	6K1050 6K1413
					RR1049	CA, MTR-CODE Z19DT, Z19DTL	
1.9 CDTi 16V	04/04-	Z19DTH	110	1910		ALT, (-AC) ALT, AC	6K1050 6K1413
					RR1050	CA, MTR-CODE Z19DTH	
2.0 DTI 16V	04/02-	Y20DTH	74	1995		ALT, (-AC) ALT, AC	6K1805 6K1880
2.2 16V, 2.2 direct	08/02-	Z22SE, Z22YH	108-114	2198		ALT, (-AC) ALT, (AC)	5K0880 5K1030
2.2 DTI 16V	04/02-	Y22DTR	92	2172		ALT, (-AC) ALT, AC	6K1805 6K1880
2.8 V6 Turbo	08/05-	Z28NET, Z28NEL	169-184	2792		ALT	6K2120
3.0 CDTi, 3.0 V6 CDTi	06/03-	Z30DT	130-135	2958		ALT, PS, AC	6K1920
3.2 V6	08/02-	Z32SE	155	3175		ALT, (-AC)	6K1863

### VIVARO

1.9 DI	08/01-	F9Q760	59	1900		ALT, (-AC) ALT, (AC)	5K1125 6K1795
					RR1110 RR1110K1	CA CA	
2.0 16V	08/01-	F4R720	88	1998		ALT, (-AC), MTR-CODE F4R 720, F4R	5K1125





VOLVO

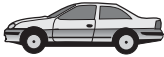





**VAUXHALL**

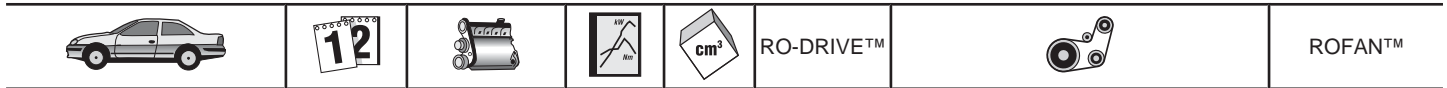
VIVARO						
						820 ALT, (AC), MTR-CODE F4R 720, F4R 820 CA, MTR-CODE F4R 720, F4R 820 <b>6K1795</b>
2.5 CDTI	08/06-	G9U630	107	2463	<b>RR1098</b>	ALT, (AC) CA <b>7K1795</b>
2.5 DTI	04/04-	G9U730	99	2463	<b>RR1092</b> <b>RR1092K1</b>	ALT, (-AC) ALT, (AC) CA CA <b>6K1153</b> <b>7K1795</b>
VX220						
2.0 i Turbo	04/03-	Z20LET	147	1998	<b>RR1111</b>	ALT, AC <b>5K1680</b>
2.2 i	09/00-	Z22SE	108	2198		ALT, (-AC) ALT, (AC) <b>5K0880</b> <b>5K1030</b>
ZAFIRA						
1.6 16V	04/99-	X16XEL	74	1598	<b>RR1149</b> <b>RR1149K1</b>	ALT, (-AC) ALT, (AC) ALT, (AC), 100 A, CH-NO 229999999→, 2H9999999→ ALT, (AC), 100 A, ⇨CH-NO 129999999, 1H9999999 CA CA, MTR-NO 02HL5118⇨, 20041691⇨ <b>5K0940</b> <b>5K1210</b> <b>5K1210</b> <b>5K1255</b>
1.8 16V	04/99-	Z18XE, Z18XE1	92	1796	<b>RR1149</b> <b>RR1149K1</b>	MTR-CODE Z18XE, ALT, (-AC) ALT, (AC), 120 A ALT, (AC), 100 A CA CA, MTR-NO 02HL5118⇨, 20041691⇨ <b>5K0940</b> <b>5K1210</b> <b>5K1255</b>
2.0 GSI Turbo	09/01-	Z20LET	141	1998	<b>RR1111</b>	ALT, AC <b>5K1680</b>
2.2 16V	09/00-	Z22SE	108	2198		ALT, (-AC) ALT, (AC) <b>5K0880</b> <b>5K1030</b>
2.2 D	06/01-06/05	Y22DTR	92	2172		ALT, (-AC) ALT, (AC) <b>6K1805</b> <b>6K1863</b>
ZAFIRA Mk II						
1.6	07/05-	Z16XEP	77	1598	<b>RR1068</b>	ALT, (-AC) ALT, AC <b>5K1450</b> <b>5K1546</b>
1.8	07/05-	Z18XEP, Z18XER	103	1796	<b>RR1068</b>	ALT, (-AC) ALT, (AC) CA <b>5K1450</b> <b>5K1546</b>
1.9 CDTI	07/05-	Z19DT	88	1910	<b>RR1049</b>	ALT, (-AC) ALT, (AC), OE-NO 93 185 361 CA, MTR-CODE Z19DT <b>6K1050</b> <b>6K1370</b>
		Z19DTH	110	1910	<b>RR1050</b>	ALT, (-AC) ALT, (AC), OE-NO 93 185 361 CA, MTR-CODE Z19DTH <b>6K1050</b> <b>6K1370</b>
2.0	07/05-	Z20LER, Z20LEH	147-177	1998	<b>RR1111</b>	ALT CA <b>5K1680</b>
2.2	07/05-	Z22YH	110	2198		ALT, (-AC) ALT, (AC) <b>5K0880</b> <b>5K1030</b>

**VOLVO**

240 (P242, P244, P245)						
2.3	08/84-12/88	B230F, B23E	83-98	2315	<b>RR1366</b> <b>RR1366K1</b>	ALT, (AC), 2X PS, (AC) AC AC, (PS) <b>1A0920</b> <b>1A0935</b> <b>3A0975</b> <b>3A1075</b>
	08/84-07/86	B230A, B23E	81-98	2315	<b>RR1366</b> <b>RR1366K1</b>	ALT, (AC), 2X PS, (AC) PS ALT, 2X AC AC, (PS) <b>1A0920</b> <b>1A0935</b> <b>1A0950</b> <b>1A1100</b> <b>3A0975</b> <b>3A1075</b>
2.3 i KAT	08/86-07/93	B230F	85	2316	<b>RR1246</b>	ALT ALT, (AC), 2X PS, (AC) PS AC AC, (PS) 01/1993⇨ <b>1A0910</b> <b>1A0920</b> <b>1A0935</b> <b>1A0940</b> <b>3A0975</b> <b>3A1075</b>



					RO-DRIVE™		ROFAN™
<b>VOLVO</b>							
<b>240 (P242, P244, P245)</b>							
2.4 Diesel	04/79-08/93	D24	58-60	2383	RR1246K1 RR1366 RR1366K1	01/1993⇨ ⇨12/1992 ⇨12/1992	
					RR1324 RR1367	INJP ALT, (PS), (AC), OE-NO 958302 PS AC ALT ALT, (PS), (AC), OE-NO 966923 PS, (AC)	1A0800 1A0888 1A0925 1A0975 1A1238 1A1238
<b>340-360 (343, 344, 345)</b>							
1.4	08/83-07/86	B14.4S	52	1397	RR1366 RR1366K1	ALT, CH-NO 610000⇨	1A1238
	08/83-07/88	B14.4S	51-53	1397		ALT, ⇨CH-NO 609999 ALT, CH-NO 610000⇨	1A1215 1A1238
1.6 Diesel	08/84-07/91	D16	40	1596	RR1013 RR1013K1	VACP ALT, ⇨MTR-NO 14931 ALT, MTR-NO 14932⇨ MTR-NO 32768⇨ MTR-NO 32768⇨	1A0750 4K0885 5K0884
1.7	08/85-07/91	B172K	59	1721	RR1022 RR1022K1 RR1417 RR1417K1	MTR-NO B18E16530⇨, B18F1726⇨, B18FT1456-95⇨ MTR-NO 51892⇨ ⇨MTR-NO B18E16529, B18F1725, B18FT1455 ⇨MTR-NO 51891	
2.0	08/84-07/90	B200E, B200F	75-85	1986	RR1366 RR1366K1	PS, (AC) ALT, 2X PS AC	1A0865 1A0920 1A0940 3A1000
	08/84-07/89	B200E, B200F, B200K	77-87	1986	RR1366 RR1366K1	PS, (AC) ALT PS AC	1A0865 1A0925 1A0940 3A1000
	08/86-07/88	B200EA	81-82	1986	RR1366	PS, (AC) ALT PS AC	1A0865 1A0925 1A0940 3A1000
<b>440 K (445)</b>							
1.6	09/88-12/96	B16F	61	1596	RR1022 RR1022K1	ALT, (PS), (AC), ⇨CH-NO 656031 ALT, (PS), (AC) AC, (PS) ALT, (PS), (AC) CA CA	3K0590 6K1153 6K1548 6K1555
1.7	08/88-07/89	B18F	70	1721	RR1022 RR1022K1 RR1417K1	ALT, (PS), (AC), ⇨CH-NO 656031 ALT, (PS), (AC) AC, (PS) ALT, (PS), (AC) CA CA, MTR-NO 01726⇨ CA, ⇨MTR-NO 01725	3K0590 6K1153 6K1548 6K1555
1.7, 1.7 Turbo	08/88-07/96	B18FP, B18FT	64-90	1721	RR1022 RR1022K1	ALT, (PS), (AC), ⇨CH-NO 656031 ALT, (PS), (AC) AC, (PS) ALT, (PS), (AC) CA CA	3K0590 6K1153 6K1548 6K1555
1.8	08/91-12/96	B18U	66	1794	RR1022 RR1022K1	ALT, (PS), (AC), ⇨CH-NO 656031 ALT, (PS), (AC) AC, (PS) ALT, (PS), (AC) CA, OILP CA, OILP	3K0590 6K1153 6K1548 6K1555
1.9 Turbo-Diesel	07/94-12/96	D19T	66	1870	RR1013 RR1013K1	ALT ALT, AC	6K1153 6K1180
2.0	08/92-07/96	B20F	80-81	1998		ALT AC ALT, PS	6K0844 6K1153 6K1270

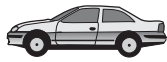


**VOLVO**

<b>VOLVO</b>							
<b>440 K (445)</b>							
					RR1235 RR1235K1	6K1548	
<b>460 L (464)</b>							
1.6	07/92-07/96	B16F	61	1596	RR1022 RR1022K1	ALT, (PS), (AC), ⇨CH-NO 656031 ALT, (PS), (AC) AC, (PS) ALT, (PS), (AC) CA CA	3K0590 6K1153 6K1548 6K1555
1.7	09/90-07/96	B18KP	66	1721	RR1022	ALT, PS, ⇨12/1991 ALT, PS, 01/1992⇨ ALT, PS, AC	6K1145 6K1270 6K1555
1.7, 1.7 Turbo	09/88-07/96	B18KP, B18EP, B18KP	64-90	1721	RR1022 RR1022K1	ALT, (PS), (AC), ⇨CH-NO 656031 ALT, (PS), (AC) AC, (PS) ALT, (PS), (AC) CA CA	3K0590 6K1153 6K1548 6K1555
1.8	08/91-07/96	B18U	66	1794	RR1022 RR1022K1	ALT, (PS), (AC), ⇨CH-NO 656031 ALT, (PS), (AC) AC, (PS) ALT, (PS), (AC) CA, OILP CA, OILP	3K0590 6K1153 6K1548 6K1555
1.9 Turbo-Diesel	07/94-07/96	D19T	66	1870	RR1013 RR1013K1	ALT ALT, AC	6K1153 6K1180
2.0	08/92-07/95	B20F	80-81	1998	RR1235 RR1235K1	ALT, (AC) ALT ALT, PS ALT, PS, AC	3K0600 6K0844 6K1153 6K1548 6K1555
<b>480 E</b>							
1.7	04/86-07/89	B18F, B18E	70-80	1721	RR1022 RR1022K1 RR1417 RR1417K1	ALT ALT, PS AC  ALT, PS, AC MTR-NO B18E16530⇨, B18F1726⇨, B18FT1456-95⇨ MTR-NO 16530⇨ ⇨MTR-NO B18E16529, B18F1725, B18FT1455 ⇨MTR-NO 16529	6K0844 6K1145 6K1153 6K1548 6K1555
	08/89-07/96	B18EP	75	1721	RR1022 RR1022K1 RR1417	ALT ALT, PS AC  ALT, PS, AC MTR-NO B18E16530⇨, B18F1726⇨, B18FT1456-95⇨ ⇨MTR-NO B18E16529, B18F1725, B18FT1455	6K0844 6K1145 6K1153 6K1548 6K1555
1.7 Turbo	08/87-07/96	B18FT	88-90	1721	RR1022 RR1022K1 RR1417 RR1417K1	ALT ALT, PS, ⇨12/1991 AC ALT, PS, 01/1992⇨  ALT, PS, AC, ⇨12/1991 MTR-NO B18E16530⇨, B18F1726⇨, B18FT1456-95⇨ MTR-NO 01456⇨ ⇨MTR-NO B18E16529, B18F1725, B18FT1455 ⇨MTR-NO 01455	6K0844 6K1145 6K1153 6K1270 6K1548 6K1555
2.0	08/92-09/95	B20F	81	1998	RR1235 RR1235K1	ALT AC ALT, PS	6K0844 6K1153 6K1270 6K1548







RO-DRIVE™



ROFAN™

## VOLVO

740 (744, 745)  
↔  
2.0

	08/89-07/91	B200F	82	1986		ALT ALT, (AC) PS AC	1A0925 1A1000 1A1000 3A0975
					RR1366 RR1366K1		
2.0 16V	09/87-08/90	B204E	100	1986		ALT PS, CH-NO 408725↔, 4-DOOR PS, ↔CH-NO 250080, 5-DOOR	1A1275 2A1025 3A1060
2.0 Turbo	09/90-08/91	B200FT	114	1986		PS ALT AC	2A1000 2A1013 3A0975
					RR1366 RR1366K1	CA CA	
	05/85-08/87	B200ET	121	1986		ALT PS AC	2A0995 2A0995 3A0975
					RR1366 RR1366K1	CA CA	
2.3	09/85-12/89	B230F	83	2315		PS, (AC) ALT, 2X PS AC	1A0875 1A0920 1A0935 3A0975
					RR1366 RR1366K1		
	08/84-07/90	B23A, B230F, B230K	84	2316		PS, (AC) ALT, 2X PS, ↔12/1987 PS, 01/1988↔ AC	1A0875 1A0920 1A0935 1A0950 3A0975
					RR1366 RR1366K1		
	08/88-07/91	B234F	114	2316		ALT PS AC	1A1000 1A1000 3A0975
					RR1366		
	08/85-07/92	B230F	83-85	2315		ALT ALT, (AC) PS AC	1A0925 1A1000 1A1000 3A0975
					RR1366 RR1366K1		
	08/84-07/88	B230E	96	2316		PS, (AC) ALT, 2X PS, ↔12/1987 PS, 01/1988↔ AC	1A0875 1A0920 1A0935 1A0950 3A0975
					RR1366		
	08/88-07/90	B234F	114	2316		ALT AC PS, ↔CH-NO 250080	1A1275 2X3A1200 3A1075
	08/86-07/88	B230K	86	2316		PS, 08/1987↔ ALT PS, ↔07/1987, ↔CH-NO 167109 PS, ↔07/1987, CH-NO 167110↔ AC	1A0800 1A0910 1A0940 1A0950 3A0975
					RR1366 RR1366K1		
	08/87-07/89	B234F	117	2316		ALT PS, CH-NO 408725↔ AC PS, ↔CH-NO 408724	1A1275 2A1042 2X3A1200 3A1060
	08/89-07/90	B230FB	100	2316		ALT ALT, (AC) PS AC	1A0925 2A1013 2A1013 3A0975
					RR1366 RR1366K1		
	08/88-08/92	B234F	111	2316		ALT AC PS	1A1275 2X3A1200 3A1075
					RR1366		
2.3 Turbo	08/85-07/88	B230ET	134	2316		ALT PS AC	2A1013 2A1013 3A0975
					RR1366 RR1366K1		
2.3, 2.3 Turbo	08/86-07/90	B230FT,	100-140	2316		PS	2A1000





RO-DRIVE™



ROFAN™

### VOLVO

740 (744, 745)

		B230GT, B230FB				ALT AC	2A1013 3A0975
2.4 Diesel	08/84-07/92	D24, D24T	60	2383	RR1366 RR1366K1	ALT, OE-NO 958300, OE-NO 966894, ⇒12/1986 ALT, OE-NO 958309 PS, 01/1987⇒ ALT, 01/1987⇒ ALT, (PS), ⇒12/1986 PS, ⇒12/1986 AC	1A0750 1A0975 1A1013 1A1150 1A1238 1A1238 3A0925
	08/85-07/88	D24	60	2383	RR1324 RR1367	INJP AC	3A0915
2.4 TD Interc.	08/86-07/88	D24TIC	90	2383	RR1324 RR1367	PS ALT AC INJP	1A1013 1A1150 3A0925

760 (704, 764, 765)

2.3 Turbo	08/84-10/88	B230ET	134	2316	RR1366 RR1366K1	ALT, 01/1985⇒ PS, 01/1985⇒ AC, 01/1985⇒	1A1000 1A1000 3A0975
2.4 TD Interc.	04/87-07/92	D24TIC	80-85	2383	RR1324 RR1367	PS ALT AC INJP	1A1013 1A1150 3A0925
2.4 Turbo Diesel	08/82-07/87	D24T	82	2383		ALT, ⇒12/1986 ALT, ⇒12/1986 PS, 01/1987⇒ ALT, 01/1987⇒ ALT, ⇒12/1986, (PS) PS, ⇒12/1986 AC	1A0750 1A0975 1A1013 1A1150 1A1238 1A1238 3A0925
2.8	08/81-08/91	B280F, B280E, B28E	105-115	2849		PS ALT, 01/1988⇒, 2X AC, ⇒12/1987 AC, 01/1988⇒	1A0983 1A1100 3A1400 3A1425
	08/86-07/90	B280F	108	2849		PS ALT, 2X, CH-NO 135627⇒ ALT, 2X, ⇒CH-NO 135626 AC, ⇒12/1987, OE-NO 958506, OE-NO 967137 AC, ⇒12/1987, OE-NO 969135, OE-NO 967139	1A0990 1A1075 1A1100 3A1400 3A1425

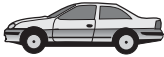





780

2.9	08/86-07/90	B280E	108-115	2849		PS ALT AC	1A0990 1A1100 3A1425
-----	-------------	-------	---------	------	--	-----------------	----------------------------

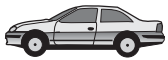
850 (LS, LW)

2.0	08/94-12/96	B5202S	93	1984	RR1222 RR1222K1	ALT, (-AC), (AUTOM) ALT, (-AC), (MANL) ALT, (AC), ⇒MTR-NO 565356 ALT, (AC), MTR-NO 565357⇒ CA, MTR-NO 131155⇒ CA, MTR-NO 131155⇒	6K1256 6K1270 6K1623 6K1743
					RR1222 RR1222K1	ALT, PS, (AUTOM) ALT, PS, (MANL) ALT, PS, AC, ⇒MTR-NO 565356 ALT, PS, AC, MTR-NO 565357⇒	6K1256 6K1270 6K1610 6K1743
2.0 Turbo	09/93-10/97	B5204T2	132	1984	RR1291 RR1291K1	ALT, (-AC), (AUTOM) ALT, (-AC), (MANL) ALT, (AC), ⇒MTR-NO 565356 ALT, (AC), MTR-NO 565357⇒ CA, MTR-NO 131155⇒ CA, MTR-NO 131155⇒	6K1250 6K1270 6K1623 6K1740
2.0, 2.0 Turbo	02/93-12/96	B5204F, B5204T, B5204FT	105-155	1984	RR1291 RR1291K1	ALT, (-AC), (AUTOM) ALT, (-AC), (MANL) ALT, (AC), ⇒MTR-NO 565356 ALT, (AC), MTR-NO 565357⇒ MTR-NO 131155⇒ MTR-NO 131 155⇒	6K1256 6K1270 6K1623 6K1743



					RO-DRIVE™		ROFAN™
<b>VOLVO</b>							
<b>850 (LS, LW)</b>							
↔ 2.3 T5, 2.3 T5-R	02/93-12/96	B5234FT, B5234T4	166-184	2319		ALT, (-AC), (AUTOM) ALT, (-AC), (MANL) ALT, (AC), ⇨MTR-NO 565356 ALT, (AC), MTR-NO 565357⇨ MTR-NO 131155⇨ MTR-NO 131 155⇨	6K1256 6K1270 6K1623 6K1743
					RR1291 RR1291K1		
2.3, 2.3 Turbo R	06/95-10/97	B5234FS, B5234T5	106-177	2319		ALT, (-AC), (AUTOM) ALT, (-AC), (MANL) ALT, (AC), ⇨MTR-NO 565356 ALT, (AC), MTR-NO 565357⇨ CA, MTR-NO 131155⇨ CA, MTR-NO 131155⇨	6K1250 6K1270 6K1623 6K1740
					RR1291 RR1291K1		
2.4 GLE	09/93-10/97	B5254T	142	2435		ALT, (-AC), (AUTOM) ALT, (-AC), (MANL) ALT, (AC), ⇨MTR-NO 565356 ALT, (AC), MTR-NO 565357⇨ CA, MTR-NO 131155⇨ CA, MTR-NO 131155⇨	6K1250 6K1270 6K1623 6K1740
					RR1291 RR1291K1		
2.5	06/91-12/96	B5252, B5252S	106	2435		ALT, PS, (AUTOM) ALT, PS, (MANL) ALT, PS, AC, ⇨MTR-NO 565356 ALT, PS, AC, MTR-NO 565357⇨ CA, MTR-NO 131155⇨ CA, MTR-NO 131155⇨	6K1256 6K1270 6K1623 6K1743
					RR1222 RR1222K1		
2.5 TDI	08/95-12/96	D5252T	103	2461		ALT, (-AC), OE-NO 1275725 ALT, (-AC), OE-NO 9186320 ALT, (AC), OE-NO 1275726 ALT, (AC), OE-NO 9186319 CA CA INJP INJP	6K1420 6K1432 6K1675 6K1685
					RR1169 RR1169K2 RR1184 RR1184K1		
2.5, 2.5 AWD	08/91-12/96	B5254S, B5254T	125-142	2435		ALT, (-AC), (AUTOM) ALT, (-AC), (MANL) ALT, (AC), ⇨MTR-NO 565356 ALT, (AC), MTR-NO 565357⇨ CA, MTR-NO 131155⇨ CA, MTR-NO 131155⇨	6K1256 6K1270 6K1623 6K1743
					RR1291 RR1291K1		
<b>940 (944, 945)</b>							
2.0	01/92-07/94	B200F	82	1986		ALT ALT, (AC) PS AC, 01/1993⇨ AC, ⇨12/1992 CA, 01/1993⇨ CA, 01/1993⇨ CA, ⇨12/1992 CA, ⇨12/1992	1A0925 1A1000 1A1000 3A0950 3A0975
					RR1246 RR1246K1 RR1366 RR1366K1		
2.0 Turbo	01/91-07/95	B200FT	114	1986		PS ALT AC, MODEL'93⇨ AC, ⇨MODEL'92 CA, MODEL'93⇨ CA, MODEL'93⇨ CA, ⇨MODEL'92 CA, ⇨MODEL'92	2A1000 2A1013 3A0950 3A0975
					RR1246 RR1246K1 RR1366 RR1366K1		
	04/96-10/98	B200FT	114	1986		ALT, (-AC) PS ALT, (AC) AC, (AUTOM) AC, (MANL) CA CA	1A0888 2A1000 2A1013 3A0950 3A0975
					RR1246 RR1246K1		
2.3	08/94-10/98	B230FB	96	2316		ALT ALT, (AC) PS AC	1A0925 1A1000 1A1000 3A0950
					RR1246		
	08/92-07/95	B230FD	85	2316		ALT ALT, (AC) PS AC 01/1993⇨ 01/1993⇨ ⇨12/1992 ⇨12/1992	1A0925 1A1000 1A1000 3A0950
					RR1246 RR1246K1 RR1366 RR1366K1		
	08/90-07/91	B234F, B234G	114	2316		PS ALT	1A1025 1A1275





RO-DRIVE™



ROFAN™

### VOLVO







940 (944, 945)

	10/94-05/97	B230GK	113	2316	RR1246 RR1246K1	AC ALT, (-AC) ALT, (AC) AC, MTR-NO 181518⇒ AC, ⇔MTR-NO 181517 CA CA	2X3A1200 1A0888 2A1013 3A0950 3A0975
2.3 ti	01/95-10/98	B230FK	99	2316	RR1246	ALT, ⇔CH-NO 117441 ALT, (AC), PS PS ALT AC AC	1A0925 1A1000 1A1025 1A1275 3A0950 3A0975
2.3 Turbo	08/94-10/98	B230FT	121	2316	RR1246K1 RR1366	ALT ALT, (AC) PS AC	1A0925 1A1000 1A1000 3A0950
	08/91-07/93	B230FT+	140	2316	RR1246 RR1246K1 RR1366 RR1366K1	ALT PS AC, (AUTOM) AC 01/1993⇒ 01/1993⇒ ⇒12/1992 ⇒12/1992	2A1013 2A1013 3A0950 3A0975
2.3, 2.3 Turbo	08/90-12/94	B230FB, B230FT, B230G	96-121	2316	RR1246 RR1246K1 RR1366 RR1366K1	ALT ALT, (AC) PS AC, 01/1993⇒ AC, ⇔12/1992 01/1993⇒ 01/1993⇒ ⇒12/1992 ⇒12/1992	1A0925 1A1000 1A1000 3A0950 3A0975
	08/94-10/98	B230FD, B230FT	85-126	2316	RR1246 RR1246K1	ALT, (-AC), CH-NO 117442⇒ ALT, (-AC), ⇔CH-NO 117441 PS AC, (AUTOM) AC, (MANL) CA CA	1A0888 1A0925 1A1005 3A0950 3A0975
2.4 TD Interc.	08/94-10/98	D24TIC	90	2383	RR1367	PS ALT AC INJP	1A1013 1A1150 3A0900
2.4 TD Intercooler, 2.4 Turbo Diesel	08/90-12/94	D24T, D24TIC	80-90	2383	RR1324 RR1367	PS ALT AC, 09/1992⇒ AC, ⇔08/1992 ⇒08/1994 INJP	1A1013 1A1150 3A0900 3A0915

960 (964, 965)

2.0	09/90-09/93	B200F	82	1986	RR1246 RR1246K1 RR1366 RR1366K1	ALT ALT, (AC) PS AC, 01/1993⇒ AC, ⇔12/1992 CA, 01/1993⇒ CA, 01/1993⇒ CA, ⇔12/1992 CA, ⇔12/1992	1A0925 1A1000 1A1000 3A0950 3A0975
2.4 TD Interc., 2.4 Tdi	09/90-07/94	D24TIC	85-90	2383	RR1324 RR1367	PS ALT AC, 01/1993⇒ AC, ⇔12/1992 CA INJP	1A1013 1A1150 3A0900 3A0925
2.8, 2.8 GL	09/90-05/92	B280F, B280E	108-115	2849		PS ALT WP	1A0990 1A1075 1A1100
2.9	08/90-07/94	B6304F, B6304S	150	2922	RR1291	ALT, (-AC), (AUTOM) ALT, (-AC), (MANL) ALT, (AC), (1994) ALT, (AC), (1995/ 1996) CA, MTR-NO 131035⇒	6K1256 6K1270 6K1623 6K1642

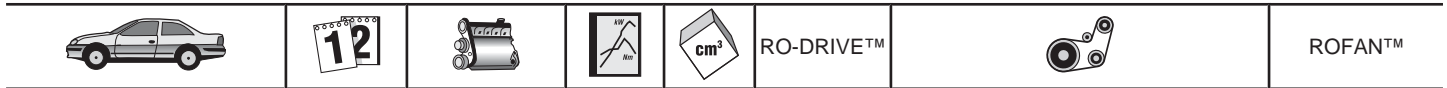


					RO-DRIVE™		ROFAN™
---	---	---	---	---	-----------	---	--------

## VOLVO

<b>960 (964, 965)</b>							
					<b>RR1291K1</b>	CA, MTR-NO 131035⇒	
<b>960 II (964)</b>							
2.5	07/94-12/96	B6254S	125	2473		ALT, (-AC), (AUTOM) ALT, (-AC), (MANL) ALT, (AC), ⇒12/1994 ALT, (AC), 01/1995⇒	<b>6K1256</b> <b>6K1270</b> <b>6K1623</b> <b>6K1635</b>
					<b>RR1190</b>		
2.9	07/94-12/96	B6304S	150	2922		ALT, (-AC), (AUTOM) ALT, (-AC), (MANL) ALT, (AC), (1994) ALT, (AC), (1995, 1996) CA, (1995, 1996) CA, (1994) CA, (1994)	<b>6K1256</b> <b>6K1270</b> <b>6K1623</b> <b>6K1642</b>
					<b>RR1190</b> <b>RR1291</b> <b>RR1291K1</b>		
<b>960 II Kombi (965)</b>							
2.5	08/94-12/96	B6254S	125	2473		ALT, (-AC), (AUTOM), ⇒12/1996 ALT, (-AC), (MANL), ⇒12/1996 ALT, (AC), ⇒12/1994 ALT, (AC), 01/1995⇒	<b>6K1256</b> <b>6K1270</b> <b>6K1623</b> <b>6K1635</b>
					<b>RR1190</b>		
2.9	09/94-12/96	B6304S	150	2922		ALT, (-AC), (AUTOM) ALT, (-AC), (MANL) ALT, (AC), (1994) ALT, (AC), (1995, 1996) CA, (1995, 1996) CA, (1994) CA, (1994)	<b>6K1256</b> <b>6K1270</b> <b>6K1623</b> <b>6K1642</b>
					<b>RR1190</b> <b>RR1291</b> <b>RR1291K1</b>		
<b>C30</b>							
1.6	10/06-	B4164S3	74	1596	<b>RR1018</b>	CA	
1.6 D	10/06-	D4164T	80	1560		ALT, (-AC) ALT, (AC)	<b>6K0800</b> <b>6K0976</b>
					<b>RR1058</b> <b>RR1058K1</b>	CA CA	
1.8, 1.8 FlexFuel	10/06-	B4184S8, B4184S11	92	1798		AC ALT, CH-NO 73765⇒ ALT, ⇒CH-NO 73764	<b>5K0705T1</b> <b>6K1250</b> <b>6K1306</b>
2.0	10/06-	B4204S3	107	1999		AC ALT, CH-NO 73765⇒ ALT, ⇒CH-NO 73764	<b>5K0705T1</b> <b>6K1250</b> <b>6K1306</b>
2.0 D	10/06-	D4204T	100	1998		ALT, AC	<b>6K1217</b>
					<b>RR1059</b> <b>RR1059K1</b>		
2.4 D5	10/06-	D5244T9	120	2400		ALT CA	<b>5K0890</b>
2.4 i	10/06-	B5244S4	125	2435		ALT CA	<b>5K0890</b>
					<b>RR1145</b>		
D5	10/06-	D5244T13, D5244T8	132	2400		ALT CA	<b>5K0890</b>
					<b>RR1120</b>		
T5	10/06-	B5254T3, B5254T7	162-169	2521		ALT CA	<b>5K0890</b>
					<b>RR1145</b>		
<b>C70 I</b>							
2.0	03/97-10/05	B5204T2	132	1984		ALT, (-AC), (AUTOM) ALT, (-AC), (MANL) ALT, (AC) CA, MTR-NO 1266128⇒ CA, MTR-NO 1266128⇒ CA, ⇒MTR-NO 1266127 CA, ⇒MTR-NO 1266127	<b>6K1256</b> <b>6K1270</b> <b>6K1743</b>
					<b>RR1145</b> <b>RR1145K1</b> <b>RR1291</b> <b>RR1291K1</b>		
2.0 T	03/97-10/05	B5204T3	166	1984		ALT, (-AC), (1999) ALT, (AC), (1999) ALT, (AC), (2000-) ALT, (-AC), (AUTOM), (1998) ALT, (-AC), (MANL), (1998) ALT, (AC), (1998) CA, MTR-NO 1266128⇒ CA, MTR-NO 1266128⇒ CA, ⇒MTR-NO 1266127 CA, ⇒MTR-NO 1266127	<b>6DK1825</b> <b>6DK1841</b> <b>6DK1853</b> <b>6K1256</b> <b>6K1270</b> <b>6K1743</b>
					<b>RR1145</b> <b>RR1145K1</b> <b>RR1291</b> <b>RR1291K1</b>		
	03/00-09/02	B5204T4	120	1984		ALT, (-AC), (⇒1999) ALT, (AC), (⇒1999) ALT, (-AC), (⇒2000) ALT, (AC), (⇒2000) CA CA	<b>6DK1825</b> <b>6DK1841</b> <b>6DK1841</b> <b>6DK1853</b>
					<b>RR1145</b> <b>RR1145K1</b>		
2.3 T5	07/02-10/05	B5234T9	180	2319		ALT, (AC) CA CA	<b>6DK1841</b>
					<b>RR1145</b> <b>RR1145K1</b>		
2.3 T-5	03/97-10/05	B5234T3	176	2319		ALT, (-AC), (1999)	<b>6DK1825</b>

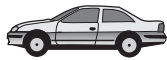




VOLVO

VOLVO							
<b>C70 I</b>							
						ALT, (AC), (1999) ALT, (AC), (2000-) ALT, (-AC), (AUTOM), (1998) ALT, (-AC), (MANL), (1998) ALT, (AC), (1998) CA, MTR-NO 1266128⇒ CA, MTR-NO 1266128⇒ CA, ⇒MTR-NO 1266127 CA, ⇒MTR-NO 1266127	6DK1841 6DK1853 6K1256 6K1270 6K1743
2.4 T	07/02-10/05	B5244T7	147	2435	RR1145 RR1145K1 RR1291 RR1291K1	ALT, (-AC) ALT, (AC) CA CA	6DK1841 6DK1853
2.5 T	03/98-10/05	B5254S, B5244S, B5254T, B5244T	121-142	2435	RR1145 RR1145K1 RR1291 RR1291K1	ALT, PS, 07/1998⇒, ⇒03/1999 ALT, PS, 03/1999⇒ ALT, PS, AC, 07/1998⇒, ⇒07/1999 ALT, PS, AC, 07/1999⇒ ALT, PS, 07/1999⇒ ALT, PS, (AUTOM), ⇒06/1998 ALT, PS, (MANL), ⇒06/1998 ALT, PS, AC, 01/1998⇒, ⇒06/1998 CA, MTR-NO 1266128⇒ CA, MTR-NO 1266128⇒ CA, ⇒MTR-NO 1266127 CA, ⇒MTR-NO 1266127	6DK1825 6DK1841 6DK1841 6DK1853 6DK1853 6K1256 6K1270 6K1733
<b>C70 II</b>							
2.0 D	01/08-	D4204T	100	1997	RR1059 RR1059K1	ALT CA CA	6K1217
2.4, 2.4 i	03/06-	B5244S4, B5244S5	103-125	2435	RR1145	ALT CA	5K0890
D5	03/06-	D5244T8	132	2400	RR1120	ALT CA	5K0890
T5	03/06-	B5254T3, B5254T7	162-169	2521	RR1145	ALT CA	5K0890
<b>S40 I (VS)</b>							
1.6	09/95-08/99	B4164S	77	1588	RR1145 RR1145K1 RR1291 RR1291K1	ALT, PS, ⇒MTR-NO 1440994 ALT, PS, MTR-NO 1440995⇒ ALT, PS, AC, ⇒MTR-NO 1440994 ALT, PS, AC, MTR-NO 1440995⇒ CA, MTR-NO 1219111⇒ CA, MTR-NO 1219111⇒ CA, ⇒MTR-NO 1219110 CA, ⇒MTR-NO 1219110	6K1610 6K1623 6K1750 6K1760
	03/99-12/03	B4164S2	80	1587	RR1145 RR1145K1 RR1291 RR1291K1	ALT, (AC), 01/2000⇒ ALT, (-AC), ⇒MTR-NO 1440994 ALT, (-AC), MTR-NO 1440995⇒, ⇒12/1999 ALT, (AC), ⇒MTR-NO 1440994 ALT, (AC), MTR-NO 1440995⇒, ⇒12/1999 CA, MTR-NO 1219111⇒, ⇒MTR-NO 2816209 CA, MTR-NO 1219111⇒ CA, ⇒MTR-NO 1219110 CA, ⇒MTR-NO 1219110	6DK1841 6K1610 6K1623 6K1750 6K1760
1.8	07/95-08/99	B4184S, B4184S3	85	1731	RR1145 RR1145K1 RR1291 RR1291K1	ALT, PS, ⇒MTR-NO 1440994 ALT, PS, MTR-NO 1440995⇒ ALT, PS, AC, ⇒MTR-NO 1440994 ALT, PS, AC, MTR-NO 1440995⇒ CA, MTR-NO 1219111⇒ CA, MTR-NO 1219111⇒ CA, ⇒MTR-NO 1219110 CA, ⇒MTR-NO 1219110	6K1610 6K1623 6K1750 6K1760
	03/99-12/03	B4184S2, B4184S9	90	1783	RR1145 RR1145K1 RR1291 RR1291K1	ALT CA, (MANL-TP), MTR-NO 1266196⇒ CA, (MANL-TP), MTR-NO 1266196⇒ CA, (AUTOM-TP) CA, (AUTOM-TP)	6DK1841
1.8 i	03/98-12/03	B4184SJ, B4184SM	90-92	1834	RR1167 RR1167K1	ALT, 10/1999⇒, ⇒08/2002 PS, (-AC), 10/1999⇒, ⇒08/2002 PS, (AC), 10/1999⇒, ⇒08/2002 CA CA	4K0780 5K1090 5K1345
1.9 DI	03/99-07/00	D4192T2	70	1870	RR1168 RR1168K1	ALT, (-AC) ALT, (AC) CA CA	6K1138 6K1642





RO-DRIVE™



ROFAN™

## VOLVO

S40 I (VS)

	07/00-12/03	D4192T3, D4192T4	75-85	1870	RR1168K2	CA	
						ALT, (-AC) ALT, (AC)	5K1125 6K1795
					RR1110 RR1110K1	CA CA	
1.9 T4	05/97-07/00	B4194T, B4194T2	147	1855		ALT, 01/2000⇒ ALT, PS, ⇒MTR-NO 1440994, ⇒12 /1999 ALT, PS, MTR-NO 1440995⇒, ⇒12 /1999 ALT, PS, AC, ⇒MTR-NO 1440994, ⇒12 /1999 ALT, PS, AC, MTR-NO 1440995⇒, ⇒12 /1999	6DK1841 6K1610 6K1623 6K1750 6K1760
					RR1145 RR1145K1 RR1291 RR1291K1	CA, MTR-NO 1219111⇒ CA, MTR-NO 1219111⇒ CA, ⇒MTR-NO 1219110 CA, ⇒MTR-NO 1219110	
1.9 TD	07/95-08/99	D4192T	66	1870		ALT, PS ALT, PS, AC	6K1138 6K1642
					RR1172 RR1172K2	MTR-NO 3535⇒, SEE INFO, (HTD2) MTR-NO 20 560⇒, SEE INFO, (HTD2)	
2.0	07/95-08/99	B4204S	103	1948		ALT, PS, ⇒MTR-NO 1440994 ALT, PS, MTR-NO 1440995⇒ ALT, PS, AC, ⇒MTR-NO 1440994 ALT, PS, AC, MTR-NO 1440995⇒	6K1610 6K1623 6K1750 6K1760
					RR1145 RR1145K1 RR1291 RR1291K1	CA, MTR-NO 1219111⇒ CA, MTR-NO 1219111⇒ CA, ⇒MTR-NO 1219110 CA, ⇒MTR-NO 1219110	
2.0 T, 2.0 T4	07/00-12/03	B4204T3, B4204T5	120-147	1948		ALT CA CA	6DK1841
					RR1145 RR1145K1		
2.0, 2.0 T	07/95-12/03	B4204S, B4204S2	100-118	1948		ALT, MTR-CODE B4204S2 ALT, PS, ⇒MTR-NO 1440994, MTR-CODE B4204S ALT, PS, MTR-NO 1440995⇒, MTR-CODE B4204S ALT, PS, AC, ⇒MTR-NO 1440994, MTR-CODE B4204S ALT, PS, AC, MTR-NO 1440995⇒, MTR-CODE B4204S	6DK1841 6K1610 6K1623 6K1750 6K1760
					RR1145 RR1145K1 RR1291 RR1291K1	CA, MTR-NO 1219111⇒ CA, MTR-NO 1219111⇒ CA, ⇒MTR-NO 1219110 CA, ⇒MTR-NO 1219110	

S40 II (MS)

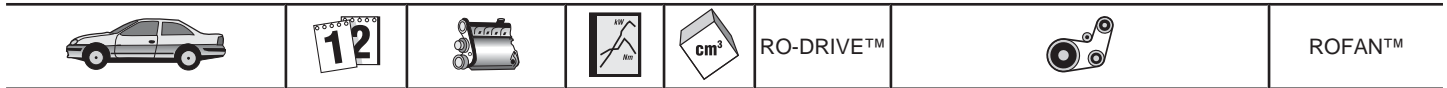
1.6	01/05-	B4164S3	74	1596	RR1018 RR1018K2	CA CA	
1.6 D	01/05-	D4164T	81	1560		ALT, (-AC) ALT, (AC)	6K0800 6K0976
					RR1058 RR1058K1	CA CA	
1.8, 1.8 FlexFuel	04/04-	B4184S8, B4184S11	92	1798		AC ALT, CH-NO 395829⇒ ALT, ⇒CH-NO 395828	5K0705T1 6K1250 6K1306
2.0	10/06-	B4204S3	107	1999		AC ALT, CH-NO 395829⇒ ALT, ⇒CH-NO 395828	5K0705T1 6K1250 6K1306
2.0 D, 2.0 D4	07/05-	D4204T, D4204T2	96-100	1998		ALT CA CA	6K1217
					RR1059 RR1059K1		
2.4, 2.4 AWD	01/04-	B5244S, B5244S4, B5244S5	103-125	2435		ALT CA	5K0890
					RR1145		
T5, T5 AWD	01/04-	B5254T3, B5254T7	162-169	2521		ALT CA	5K0890
					RR1145		

S60

2.0 T	09/01-	B5204T5	132	1984		ALT, PS, AC CA CA, ⇒MTR-NO 3188688	6DK1841
					RR1145 RR1145K1		
2.3 T5	07/00-09/02	B5234T7	195	2319		ALT CA CA, ⇒MTR-NO 3188688	6DK1841
					RR1145 RR1145K1		
2.4 AWD, 2.4 T5	02/04-	B5244T5	191	2401		ALT, CH-NO 545225⇒ ALT, ⇒CH-NO 545224 CA, MODEL'08⇒ CA, ⇒MODEL'07	6DK1825 6DK1841
					RR1120 RR1145		



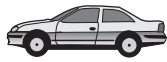




VOLVO

VOLVO						
<b>S60</b>						
2.4 D, 2.4 D5	07/01-	D5244T, D5244T2, D5244T4	93-136	2401	RR1145K1 RR1120	CA, ⇨MTR-NO 3188688, ⇨MODEL'07 ALT, PS, AC CA 6DK1841
2.4, 2.4 Bifuel, 2.4 T, 2.4 T AWD	11/00-	B5244S, B5244S2, B5244SG2, B5244T3	103-147	2435	RR1145 RR1145K1	ALT, PS, AC CA CA, ⇨MTR-NO 3188688 6DK1841
2.5 T, 2.5 AWD	02/04-	B5254T2	154	2521	RR1145 RR1145K1	ALT, PS, AC CA CA, ⇨MTR-NO 3188688 6DK1841
R 2,5 T AWD	03/03-	B5254T4	221	2521	RR1145 RR1145K1	ALT, PS, AC CA CA, ⇨MTR-NO 3188688 6DK1825
T5	11/00-	B5234T3	184	2319	RR1145 RR1145K1	ALT, PS, AC CA CA, ⇨MTR-NO 3188688 6DK1841
<b>S70 (P80_)</b>						
2.0	01/97-11/00	B5202S	93	1984	RR1222 RR1222K1	ALT, (-AC), (1999) ALT, (AC), (1999) ALT, (AC), (2000-) ALT, (-AC), (AUTOM), (1997,1998) ALT, (-AC), (MANL), (1997,1998) ALT, (AC), (1997,1998) CA, ⇨MTR-NO 1266127 CA, ⇨MTR-NO 1266127 6DK1825 6DK1841 6DK1853 6K1256 6K1270 6K1743
		B5204F	105	1984	RR1222 RR1222K1	ALT, PS, 07/1998⇨, ⇨03/1999 ALT, PS, 03/1999⇨ ALT, PS, AC, 07/1998⇨, ⇨07/1999 ALT, PS, AC, 07/1999⇨ ALT, PS, 07/1999⇨ ALT, PS, (AUTOM), ⇨06/1998 ALT, PS, (MANL), ⇨06/1998 ALT, PS, AC, 01/1998⇨, ⇨06/1998 ALT, PS, AC, ⇨12/1997 CA, ⇨MTR-NO 1266127 CA, ⇨MTR-NO 1266127 6DK1825 6DK1841 6DK1841 6DK1853 6DK1853 6K1256 6K1270 6K1733 6K1743
2.0 Turbo	01/97-11/00	B5204T	155	1984	RR1145 RR1145K1 RR1291 RR1291K1	ALT, PS, 07/1998⇨, ⇨03/1999 ALT, PS, 03/1999⇨ ALT, PS, AC, 07/1998⇨, ⇨07/1999 ALT, PS, AC, 07/1999⇨ ALT, PS, 07/1999⇨ ALT, PS, (AUTOM), ⇨06/1998 ALT, PS, (MANL), ⇨06/1998 ALT, PS, AC, 01/1998⇨, ⇨06/1998 ALT, PS, AC, ⇨12/1997 CA, MTR-NO 1266128⇨ CA, MTR-NO 1266128⇨ CA, ⇨MTR-NO 1266127 CA, ⇨MTR-NO 1266127 6DK1825 6DK1841 6DK1841 6DK1853 6DK1853 6K1256 6K1270 6K1733 6K1743
		B5204T2, B5204T3, B5204T4	120-166	1984	RR1145 RR1145K1 RR1291 RR1291K1	ALT, (-AC), (1999) ALT, (AC), (1999) ALT, (AC), (2000-) ALT, (-AC), (AUTOM), (1997,1998) ALT, (-AC), (MANL), (1997,1998) ALT, (AC), (1997,1998) CA, MTR-NO 1266128⇨ CA, MTR-NO 1266128⇨ CA, ⇨MTR-NO 1266127 CA, ⇨MTR-NO 1266127 6DK1825 6DK1841 6DK1853 6K1256 6K1270 6K1743
2.3 T5 AWD	11/96-09/00	B5234T2, B5234T3, B5234T4	176-184	2319	RR1145 RR1145K1 RR1291 RR1291K1	ALT, (-AC), (AUTOM) ALT, (-AC), (MANL) ALT, (AC) CA, MTR-NO 1266128⇨, (MANL-TP) CA, MTR-NO 1266128⇨, (MANL-TP) CA, ⇨MTR-NO 1266127, (AUTOM-TP) CA, ⇨MTR-NO 1266127, (AUTOM-TP) 6K1256 6K1270 6K1750
2.3, 2.3 T-5, 2.3 Turbo	01/97-11/00	B5234T23, B5234FT+, B5234T7	176-195	2319	RR1145 RR1145K1 RR1291 RR1291K1	ALT, (-AC), (1999) ALT, (AC), (1999) ALT, (AC), (2000-) ALT, (-AC), (AUTOM), (1997,1998) ALT, (-AC), (MANL), (1997,1998) ALT, (AC), (1997,1998) CA, MTR-NO 1266128⇨ CA, MTR-NO 1266128⇨ CA, ⇨MTR-NO 1266127 CA, ⇨MTR-NO 1266127 6DK1825 6DK1841 6DK1853 6K1256 6K1270 6K1743
2.4	08/99-11/00	B5244S2,	103	2435	RR1145 RR1145K1 RR1291 RR1291K1	ALT, (-AC), (⇨1999) 6DK1825





RO-DRIVE™



ROFAN™

**VOLVO**

S70 (P80\_)

		B5244SG				ALT, (AC), (⇨1999) ALT, (-AC), (⇨2000) ALT, (AC), (⇨2000) CA, MTR-CODE B5244S2 CA, MTR-CODE B5244S2	6DK1841 6DK1841 6DK1853
2.4 AWD	11/96-05/99	B5252FS	106	2435	RR1145 RR1145K1	ALT, (-AC), (1999) ALT, (AC), (1999) ALT, (AC), (2000-) ALT, (-AC), (AUTOM), (1997,1998) ALT, (-AC), (MANL), (1997,1998) ALT, (AC), (1997,1998) CA, ⇨MTR-NO 1266127 CA, ⇨MTR-NO 1266127	6DK1825 6DK1841 6DK1853 6K1256 6K1270 6K1743
2.4 T5 AWD	11/96-04/99	B5254T	142	2435	RR1145 RR1145K1 RR1291 RR1291K1	ALT, (-AC), (AUTOM) ALT, (-AC), (MANL) ALT, (AC) CA, MTR-NO 1266128⇨, (MANL-TP) CA, MTR-NO 1266128⇨, (MANL-TP) CA, ⇨MTR-NO 1266127, (AUTOM-TP) CA, ⇨MTR-NO 1266127, (AUTOM-TP)	6K1256 6K1270 6K1750
2.4, 2.4 Turbo	01/97-11/00	B5254S, B5244S	125-142	2435	RR1145 RR1145K1 RR1291 RR1291K1	ALT, (-AC), (1999) ALT, (AC), (1999) ALT, (AC), (2000-) ALT, (-AC), (AUTOM), (1997,1998) ALT, (-AC), (MANL), (1997,1998) ALT, (AC), (1997,1998) CA, MTR-NO 1266128⇨ CA, MTR-NO 1266128⇨ CA, ⇨MTR-NO 1266127 CA, ⇨MTR-NO 1266127	6DK1825 6DK1841 6DK1853 6K1256 6K1270 6K1743
2.5	01/97-11/00	B5252S	106	2435	RR1145 RR1145K1 RR1291 RR1291K1	ALT, (-AC), (1999) ALT, (AC), (1999) ALT, (AC), (2000-) ALT, (-AC), (AUTOM), (1997,1998) ALT, (-AC), (MANL), (1997,1998) ALT, (AC), (1997,1998) CA, ⇨MTR-NO 1266127 CA, ⇨MTR-NO 1266127	6DK1825 6DK1841 6DK1853 6K1256 6K1270 6K1743
	06/98-11/00		121	2435	RR1145 RR1145K1	ALT, PS, (-AC), 08/1998⇨ ALT, PS, AC, 08/1998⇨ ALT, PS, (-AC), (AUTOM), ⇨07/1998 PS, (-AC), (MANL), ⇨07/1998 ALT, PS, AC, ⇨07/1998 CA, MTR-CODE B5254S CA, MTR-CODE B5254S	6DK1825 6DK1841 6K1256 6K1270 6K1743
2.5 Bifuel	10/98-11/00	GB5252S	106	2435	RR1145 RR1145K1	ALT, (-AC), (⇨ 1999) ALT, (AC), (⇨ 1999) ALT, (AC), (2000 ⇨) CA CA	6DK1825 6DK1841 6DK1853
	07/99-11/00	B5244SG	103	2435	RR1145 RR1145K1	ALT, (-AC), (⇨1999) ALT, (AC), (⇨1999) ALT, (-AC), (⇨2000) ALT, (AC), (⇨2000) CA CA	6DK1825 6DK1841 6DK1841 6DK1853
2.5 TDI, 2.5 TDI AWD	01/97-11/00	D5252T	103	2461	RR1169 RR1169K2 RR1184 RR1184K1	ALT, (-AC) ALT, (AC) CA CA INJP INJP	6K1432 6K1685
S80 (TS, XY)							
2.0 T	12/99-07/06	B5204T5	132	1984	RR1145 RR1145K1	ALT, ⇨CH-NO 44276 ALT, CH-NO 44277⇨ CA CA, ⇨MTR-NO 3188688	6DK1825 6DK1841
2.0, 2.0 T	06/98-07/06	B5204T3, B5204T4	120-166	1984	RR1145 RR1145K1	ALT, PS, ⇨03/1999 ALT, PS, 03/1999⇨ ALT, PS, AC, ⇨07/1999 ALT, PS, AC, 07/1999⇨ ALT, PS, 07/1999⇨ CA CA, ⇨MTR-NO 3188688	6DK1825 6DK1841 6DK1841 6DK1853 6DK1853
2.4	01/99-07/06	B5244S, B5244S2	103-125	2435		ALT, PS, ⇨03/1999 ALT, PS, 03/1999⇨ ALT, PS, AC, ⇨07/1999 ALT, PS, AC, 07/1999⇨	6DK1825 6DK1841 6DK1841 6DK1853



VOLVO



RO-DRIVE™



ROFAN™

**VOLVO**

S80 (TS, XY)

					RR1145 RR1145K1	ALT, PS, 07/1999⇒ CA CA, ⇒MTR-NO 3188688	6DK1853
2.4 Bifuel, 2.4 T	06/00-07/06	B5244SG2, B5244T3	103-147	2435	RR1145 RR1145K1	ALT, ⇒CH-NO 44276 ALT, CH-NO 44277⇒ CA CA, ⇒MTR-NO 3188688	6DK1825 6DK1841
2.4 D, 2.4 D5	10/01-07/06	D5244T, D5244T2	96-120	2401	RR1120	ALT CA	6DK1841
2.5 T, 2.5 T AWD	03/03-07/06	B5254T2	154	2521	RR1145 RR1145K1	ALT, ⇒CH-NO 44276 ALT, CH-NO 44277⇒ CA CA, ⇒MTR-NO 3188688	6DK1825 6DK1841
2.5 TDI	01/99-07/06	D5252T	103	2461	RR1169 RR1169K2 RR1184 RR1184K1	ALT, (-AC) ALT, (AC), ⇒CH-NO 116809 ALT, (AC), CH-NO 116810⇒ CA CA INJP INJP	6K1432 6K1685 6K1795
2.8 T6	05/98-07/06	B6284T	200	2783	RR1143 RR1190	ALT, PS, ⇒06/1999 ALT, PS, AC, ⇒06/1999 ALT, PS, AC, 07/1999⇒ ALT, PS, 07/1999⇒ 01/2000⇒ ⇒12/1999	6DK1841 6DK1841 6DK1853 6DK1853
2.9	03/99-07/06	B6294S, B6304S3	147-150	2922	RR1143 RR1190	ALT, PS, ⇒06/1999 ALT, PS, AC, ⇒06/1999 ALT, PS, AC, 07/1999⇒ ALT, PS, 07/1999⇒ CA, 01/2000⇒ CA, ⇒12/1999	6DK1841 6DK1841 6DK1853 6DK1853
3.0, 3.0 T6	06/01-07/06	B6924T, B6294S2	144	2922	RR1143	ALT, ⇒CH-NO 44276 ALT, CH-NO 44277⇒ CA, 01/2000⇒	6DK1825 6DK1841

S80 II

2.0 FlexFuel	01/08-		107	1984		ALT	6K2215
2.0 TDi	02/08-	D4204T	100	1998	RR1059 RR1059K1	CA CA	
2.4 D, 2.4 D5, 2.4 D5 AWD	03/06-	D5244T, D5244T4	120-136	2400	RR1120	ALT CA, 08/2006⇒	5K1125
2.5 T, 2.5 T, 2.5 T FlexFuel	03/06-	B5254T6	147	2521	RR1145	CA, MTR-CODE B5254T6	
3.0 T6 AWD	01/07-	B6304T2	210	2953		ALT	6K1200
3.2, 3.2 AWD	03/06-	B6324S	175	3192		ALT	6K1200

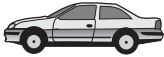





S90

2.9	01/97-05/98	B6304G, B6304S2	132-150	2922	RR1190	ALT, (-AC), (AUTOM) ALT, (-AC), (MANL) ALT, (AC), (1996) ALT, (AC), (1997,1998) CA	6K1256 6K1270 6K1642 6K1755
-----	-------------	--------------------	---------	------	--------	--	--------------------------------------

V40 (VW)

1.6	12/95-08/99	B4164S	77	1588	RR1145 RR1145K1 RR1291 RR1291K1	ALT, PS, ⇒MTR-NO 1440994 ALT, PS, MTR-NO 1440995⇒ ALT, PS, AC, ⇒MTR-NO 1440994 ALT, PS, AC, MTR-NO 1440995⇒ CA, MTR-NO 1219111⇒ CA, MTR-NO 1219111⇒ CA, ⇒MTR-NO 1219110 CA, ⇒MTR-NO 1219110	6K1610 6K1623 6K1750 6K1760
	03/99-06/04	B4164S2	80	1587	RR1145 RR1145K1	ALT, AC, PS CA CA	6DK1841
1.8	07/95-08/99	B4184S, B4184S3	85	1731	RR1145 RR1145K1 RR1291 RR1291K1	ALT, PS, ⇒MTR-NO 1440994 ALT, PS, MTR-NO 1440995⇒ ALT, PS, AC, ⇒MTR-NO 1440994 ALT, PS, AC, MTR-NO 1440995⇒ CA, MTR-NO 1219111⇒ CA, MTR-NO 1219111⇒ CA, ⇒MTR-NO 1219110 CA, ⇒MTR-NO 1219110	6K1610 6K1623 6K1750 6K1760
1.8 i	03/98-06/04	B4184SM, B4184SJ	90-92	1834	RR1167 RR1167K1	ALT, 10/1999⇒, ⇒08/2002 PS, (-AC), 10/1999⇒, ⇒08/2002 PS, (AC), 10/1999⇒, ⇒08/2002 CA CA	4K0780 5K1090 5K1345
1.8, 1.8 Bi-Fuel	03/99-06/04	B4184S2, B4184S9	88-90	1783	RR1145	ALT CA	6DK1841



					RO-DRIVE™		ROFAN™
<b>VOLVO</b>							
<b>V40 (VW)</b>							
1.9 DI	03/99-07/00	D4192T2	70	1870	RR1145K1	CA	
						ALT, (-AC)	6K1138
						ALT, (AC)	6K1642
					RR1168	CA	
					RR1168K1	CA	
					RR1168K2	CA	
	07/00-06/04	D4192T3, D4192T4	75-85	1870		ALT, WP, PS	5K1125
						ALT, WP, PS, AC	6K1795
					RR1110		
					RR1110K1	MTR-CODE D4192T3	
1.9 T4	05/97-07/00	B4194T	147	1855		ALT, PS, ⇨MTR-NO 1440994	6K1610
						ALT, PS, MTR-NO 1440995⇨	6K1623
						ALT, PS, AC, ⇨MTR-NO 1440994	6K1750
						ALT, PS, AC, MTR-NO 1440995⇨	6K1760
					RR1145	CA, MTR-NO 1219111⇨	
					RR1145K1	CA, MTR-NO 1219111⇨	
					RR1291	CA, ⇨MTR-NO 1219110	
					RR1291K1	CA, ⇨MTR-NO 1219110	
1.9 TD	07/95-08/99	D4192T	66	1870		ALT, PS	6K1138
						ALT, PS, AC	6K1642
					RR1172	MTR-NO 3535⇨, SEE INFO, (HTD2)	
					RR1172K2	MTR-NO 20 560⇨, SEE INFO, (HTD2)	
2.0	07/95-06/04	B4204S	100	1948		ALT, MTR-CODE B4204S2	6DK1841
						ALT, PS, ⇨MTR-NO 1440994,	6K1610
						MTR-CODE B4204S	
						ALT, PS, MTR-NO 1440995⇨,	6K1623
						MTR-CODE B4204S	
						ALT, PS, AC, ⇨MTR-NO 1440994,	6K1750
						MTR-CODE B4204S	
						ALT, PS, AC, MTR-NO 1440995⇨,	6K1760
						MTR-CODE B4204S	
					RR1145	CA, MTR-NO 1219111⇨	
					RR1145K1	CA, MTR-NO 1219111⇨	
					RR1291	CA, ⇨MTR-NO 1219110	
					RR1291K1	CA, ⇨MTR-NO 1219110	
2.0 T	06/01-06/04	B4204T3	120	1948		ALT	6DK1841
					RR1145	CA	
					RR1145K1	CA	
2.0 T4	07/00-06/04	B4204T5	147	1948		CA	
					RR1145K1	CA	
2.0, 2.0 T	07/95-06/01	B4204S, B4204T, B4204T2	103-121	1948		ALT, PS, ⇨MTR-NO 1440994	6K1610
						ALT, PS, MTR-NO 1440995⇨	6K1623
						ALT, PS, AC, ⇨MTR-NO 1440994	6K1750
						ALT, PS, AC, MTR-NO 1440995⇨	6K1760
					RR1145	CA, MTR-NO 1219111⇨	
					RR1145K1	CA, MTR-NO 1219111⇨	
					RR1291	CA, ⇨MTR-NO 1219110	
					RR1291K1	CA, ⇨MTR-NO 1219110	
<b>V50 (MW)</b>							
1.6	01/05-	B4164S3	74	1596	RR1018	CA	
					RR1018K2	CA	
1.6 D	01/05-	D4164T	81	1560		ALT, (-AC)	6K0800
						ALT, (AC)	6K0976
					RR1058	CA	
					RR1058K1	CA	
1.8, 1.8 FlexFuel	04/04-	B4184S8, B4184S11	92	1798		AC	5K0705T1
						ALT, CH-NO 415545⇨	6K1250
						ALT, ⇨CH-NO 415544	6K1306
2.0	10/06-	B4204S3	107	1999		AC	5K0705T1
						ALT, CH-NO 415545⇨	6K1250
						ALT, ⇨CH-NO 415544	6K1306
2.0 D	04/04-	D4204T	100	1998		ALT, AC	6K1217
					RR1059		
					RR1059K1		
2.4 D5, 2.4 Tdi	03/06-	D5244T8, D5244T9	120-132	2400		ALT	5K0890
					RR1120	CA	
2.4, 2.4 AWD	04/04-	B5244S, B5244S4, B5244S5	103-125	2435		ALT	5K0890
					RR1145	CA	
T5	04/04-	B5254T3, B5254T7	162-169	2521		ALT	5K0890
					RR1145	CA	
T5 AWD	04/04-	B5254T3, B5254T7	162-169	2521		ALT	5K0890
					RR1145	CA	
<b>V70 I (P80_)</b>							
2.0	01/97-03/00	B5202S	93	1984		ALT, PS, 07/1998⇨, ⇨03/1999	6DK1825
						ALT, PS, 03/1999⇨	6DK1841
						ALT, PS, AC, 07/1998⇨, ⇨07/1999	6DK1841
						ALT, PS, AC, 07/1999⇨	6DK1853





RO-DRIVE™



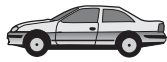
ROFAN™

**VOLVO**

V70 I (P80.)

					RR1222 RR1222K1	ALT, PS, 07/1999⇔ ALT, PS, (AUTOM), ⇔06/1998 ALT, PS, (MANL), ⇔06/1998 ALT, PS, AC, 01/1998⇔, ⇔06/1998 ALT, PS, AC, ⇔12/1997 CA, ⇔MTR-NO 1266127 CA, ⇔MTR-NO 1266127	6DK1853 6K1256 6K1270 6K1733 6K1743
		B5204T4	120	1984	RR1145 RR1145K1	ALT, (-AC), (⇔1999) ALT, (AC), (⇔1999) ALT, (-AC), (⇔2000) ALT, (AC), (⇔2000) CA CA, MTR-NO 1266128⇔	6DK1825 6DK1841 6DK1841 6DK1853
2.0, 2.0 Turbo, 2.0 Turbo AWD	01/97-03/00	B5204T, B5204T2, B5204T3	105-166	1984	RR1145 RR1145K1 RR1291 RR1291K1	ALT, PS, 07/1998⇔, ⇔03/1999 ALT, PS, 03/1999⇔ ALT, PS, AC, 07/1998⇔, ⇔07/1999 ALT, PS, AC, 07/1999⇔ ALT, PS, 07/1999⇔ ALT, PS, (AUTOM), ⇔06/1998 ALT, PS, (MANL), ⇔06/1998 ALT, PS, AC, 01/1998⇔, ⇔06/1998 ALT, PS, AC, ⇔12/1997 CA, MTR-NO 1266128⇔ CA, MTR-NO 1266128⇔ CA, ⇔MTR-NO 1266127 CA, ⇔MTR-NO 1266127	6DK1825 6DK1841 6DK1841 6DK1853 6DK1853 6K1256 6K1270 6K1733 6K1743
2.3 AWD	04/97-09/98	B5234T3	177	2319	RR1145 RR1145K1 RR1291 RR1291K1	ALT, PS, 07/1998⇔, ⇔03/1999 ALT, PS, AC, 07/1998⇔, ⇔07/1999 ALT, PS, (AUTOM), ⇔06/1998 ALT, PS, (MANL), ⇔06/1998 ALT, PS, AC, 01/1998⇔, ⇔06/1998 ALT, PS, AC, ⇔12/1997 CA, MTR-NO 1266128⇔ CA, MTR-NO 1266128⇔ CA, ⇔MTR-NO 1266127 CA, ⇔MTR-NO 1266127	6DK1825 6DK1841 6K1256 6K1270 6K1733 6K1743
2.3 T AWD, 2.5 T-5, 2.3 T-5 AWD, 2.3 Turbo	01/97-03/00	B5234FT+, B5234T3	176-184	2319	RR1145 RR1145K1 RR1291 RR1291K1	ALT, PS, 07/1998⇔, ⇔03/1999 ALT, PS, 03/1999⇔ ALT, PS, AC, 07/1998⇔, ⇔07/1999 ALT, PS, AC, 07/1999⇔ ALT, PS, 07/1999⇔ ALT, PS, (AUTOM), ⇔06/1998 ALT, PS, (MANL), ⇔06/1998 ALT, PS, AC, 01/1998⇔, ⇔06/1998 ALT, PS, AC, ⇔12/1997 CA, MTR-NO 1266128⇔ CA, MTR-NO 1266128⇔ CA, ⇔MTR-NO 1266127 CA, ⇔MTR-NO 1266127	6DK1825 6DK1841 6DK1841 6DK1853 6DK1853 6K1256 6K1270 6K1733 6K1743
2.4 AWD	05/99-02/00	B5244T2	195	2435	RR1145 RR1145K1	ALT, (-AC) ALT, (AC), (2000) CA CA	6DK1825 6DK1853
2.4, 2.4 AWD, 2.4 Bifuel	10/98-05/00	B5244S2, B5244SG, B5244SG2	103-121	2435	RR1145 RR1145K1	ALT, (-AC), (⇔1999) ALT, (AC), (⇔1999) ALT, (-AC), (⇔2000) ALT, (AC), (⇔2000) CA CA	6DK1825 6DK1841 6DK1841 6DK1853
2.4, 2.4 Turbo	01/97-05/00	B5254S, B5254T, B244	125-142	2435	RR1145 RR1145K1 RR1291 RR1291K1	ALT, PS, 07/1998⇔, ⇔03/1999 ALT, PS, 03/1999⇔ ALT, PS, AC, 07/1998⇔, ⇔07/1999 ALT, PS, AC, 07/1999⇔ ALT, PS, 07/1999⇔ ALT, PS, (AUTOM), ⇔06/1998 ALT, PS, (MANL), ⇔06/1998 ALT, PS, AC, 01/1998⇔, ⇔06/1998 ALT, PS, AC, ⇔12/1997 CA, MTR-NO 1266128⇔ CA, MTR-NO 1266128⇔ CA, ⇔MTR-NO 1266127 CA, ⇔MTR-NO 1266127	6DK1825 6DK1841 6DK1841 6DK1853 6DK1853 6K1256 6K1270 6K1733 6K1743
2.5	01/97-03/00	B5252S	106	2435		ALT, PS, 07/1998⇔, ⇔03/1999 ALT, PS, 03/1999⇔ ALT, PS, AC, 07/1998⇔, ⇔07/1999 ALT, PS, AC, 07/1999⇔ ALT, PS, 07/1999⇔ ALT, PS, (AUTOM), ⇔06/1998	6DK1825 6DK1841 6DK1841 6DK1853 6DK1853 6K1256





RO-DRIVE™



ROFAN™

## VOLVO

## V70 I (P80\_)

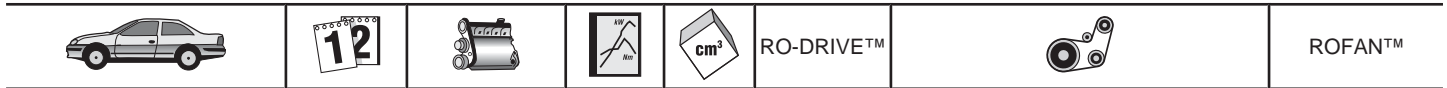
						ALT, PS, (MANL), ⇨06/1998 ALT, PS, AC, 01/1998⇨, ⇨06/1998 ALT, PS, AC, ⇨12/1997 CA, ⇨MTR-NO 1266127 CA, ⇨MTR-NO 1266127	6K1270 6K1733 6K1743
	06/98-03/00	B5254S	121	2435	RR1222 RR1222K1	ALT, PS, (-AC), 08/1998⇨ ALT, PS, AC, 08/1998⇨ ALT, PS, (-AC), (AUTOM), ⇨07/1998 PS, (-AC), (MANL), ⇨07/1998 ALT, PS, AC, ⇨07/1998 CA CA, MTR-CODE B5244S, ⇨MTR-NO 3188688	6DK1825 6DK1841 6K1256 6K1270 6K1743
2.5 AWD	03/99-03/00		195	2435	RR1145 RR1145K1	ALT, (-AC), (⇨1999) ALT, (AC), (⇨1999) ALT, (-AC), (⇨2000) ALT, (AC), (⇨2000) CA CA	6DK1825 6DK1841 6DK1841 6DK1853
2.5 Bifuel	10/98-08/99	GB5252S	106	2435	RR1222 RR1222K1	ALT, (-AC) ALT, (AC) CA, ⇨MTR-NO 1266127 CA, ⇨MTR-NO 1266127	6DK1825 6DK1841
2.5 TDI, 2.5 TDI AWD	11/96-05/00	D5252T	103	2461	RR1169 RR1169K2 RR1184 RR1184K1	ALT, (-AC) ALT, (AC) CA CA INJP INJP	6K1432 6K1685
2.5 Turbo AWD	01/97-05/00	B5254T, B5244T	142	2435	RR1145 RR1145K1 RR1291 RR1291K1	ALT, PS, 07/1998⇨, ⇨03/1999 ALT, PS, 03/1999⇨ ALT, PS, AC, 07/1998⇨, ⇨07/1999 ALT, PS, AC, 07/1999⇨ ALT, PS, 07/1999⇨ ALT, PS, (AUTOM), ⇨06/1998 ALT, PS, (MANL), ⇨06/1998 ALT, PS, AC, 01/1998⇨, ⇨06/1998 ALT, PS, AC, ⇨12/1997 CA, MTR-NO 1266128⇨ CA, MTR-NO 1266128⇨ CA, ⇨MTR-NO 1266127 CA, ⇨MTR-NO 1266127	6DK1825 6DK1841 6DK1841 6DK1853 6DK1853 6K1256 6K1270 6K1733 6K1743

## V70 II (P80\_)

2.0 T	07/01-	B5204T5	132	1984	RR1145 RR1145K1	ALT CA, MTR-CODE B 5204 T5 CA, MTR-CODE B 5204 T5, ⇨MTR-NO 3188688	6DK1841
2.3 T5	03/00-	B5234T3, B5234T4	184	2319	RR1145 RR1145K1 RR1291 RR1291K1	ALT, (-AC) ALT, (AC) CA, MTR-NO 1266128⇨ CA, MTR-NO 1266128⇨ CA, ⇨MTR-NO 1266127 CA, ⇨MTR-NO 1266127	6DK1841 6DK1853
2.4	03/00-	B5244S, B5244S2	103-125	2435	RR1145 RR1145K1	ALT, (-AC), (1999) ALT, (AC), (1999) ALT, (2000) CA, MTR-CODE B5244S CA, MTR-CODE B5244S, ⇨MTR-NO 3188688	6DK1825 6DK1841 6DK1853
2.4 Bifuel, 2.4 T, 2.4 T AWD, 2.4 T5	03/00-	B5244SG, B5244T3, B5244T5	103-147	2435	RR1145 RR1145K1	ALT CA, MTR-CODE B5244SG CA, MTR-CODE B5244SG, ⇨MTR-NO 3188688	6DK1841
2.4 D, 2.4 D5 AWD	03/03-	D5244T2	93-120	2401	RR1120	ALT, PS, AC CA	6DK1841
2.4 D5, 2.4 D5 AWD	08/01-	D5244T, D5244T4	120-136	2401	RR1120	ALT, 08/2007⇨ ALT, ⇨07/2007 CA	5K1125 6DK1841
2.5 T	08/07-	B5254T6	147	2521	RR1145	CA, MTR-CODE B5254T6	
2.5 T, 2.5 T AWD	09/02-	B5254T2	154	2521	RR1145 RR1145K1	ALT CA, MTR-CODE B5244SG CA, MTR-CODE B5244SG, ⇨MTR-NO 3188688	6DK1841
2.5 TDI	03/00-	D5252T	103	2461	RR1169 RR1169K2 RR1184	ALT, (-AC) ALT, (AC) CA CA INJP	6K1555 6K1795







**VW** **VOLVO**

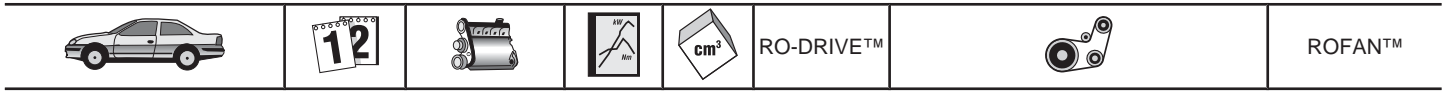
Model	Year	Part No.	Weight	Volume	Code	Description	Part No.
<b>V70 II (P80)</b>							
3.0 T AWD	08/07-	B6304T2	210	2953	RR1184K1	INJP	
3.2	08/07-	B6324S	175	3192		CA	6K1200
R 2,5 T AWD	03/03-	B5254T4	221	2521		ALT	6K1200
					RR1145	ALT, PS, AC, CH-NO 349000⇔	6DK1825
					RR1145K1	ALT, PS, AC, ⇔CH-NO 348999	6DK1841
						CA, MTR-CODE B5254T4	
						CA, ⇔MTR-NO 3188688	
<b>V70 III</b>							
2.0 D	10/07-	D4204T	100	1997		ALT	6K1217
					RR1059	CA	
					RR1059K1	CA	
2.0, 2.0 FlexiFuel	10/07-	B4204S3, B4204S4	107	1999		ALT	6K2215
2.4 D, 2.4 D5, 2.4 D5 AWD	08/07-	D5244T4, D5244T5	120-136	2400		ALT	5K1125
					RR1120	CA	
2.5 T, 2.5 T FlexiFuel	08/07-	B5254T6, B5254T8	147	2521		RR1145	CA, MTR-CODE B5254T6
3.0 T6 AWD	08/07-	B6304T2	210	2953		ALT	6K1200
3.2, 3.2 AWD	08/07-	B6324S	175	3192		ALT	6K1200
<b>V90</b>							
2.9	01/97-12/98	B6304G, B6304S2	132-150	2922		ALT, (-AC), (AUTOM)	6K1256
						ALT, (-AC), (MANL)	6K1270
						ALT, (AC)	6K1755
					RR1190	CA	
<b>XC 90</b>							
2.5 T	10/02-	B5254T2	154	2521		ALT, (-AC)	6DK1825
						ALT, (AC)	6DK1841
					RR1145	CA	
					RR1145K1	CA, MTR-CODE B5244S, ⇔MTR-NO 3188688	
3.2	05/06-	B6324S	175	3192		ALT	6K1200
D5	10/02-	D5244T, D5244T4	120-136	2401		ALT, CH-NO 288076⇔	6DK1825
						ALT, ⇔CH-NO 288075	6DK1841
					RR1120	CA	
	04/09-	D5244T5	120	2400		ALT	6DK1825
					RR1120	CA	
T6	10/02-	B6294T	200	2922		ALT	6DK1825
					RR1143	CA	
<b>XC60</b>							
2.4 D AWD	05/08-	D5244T16	120	2400		ALT	5K1120
					RR1120	CA	
D5 AWD	05/08-		136	2400		ALT	5K1120
					RR1120	CA	
T6 AWD	05/08-	B6304T2	210	2953		ALT	6K1200
<b>XC70 CROSS COUNTRY</b>							
2.4 D5 AWD	12/05-	D5244T4	136	2401		ALT	5K1125
					RR1120	CA	
2.4 D5 XC AWD	09/02-	D5244T	120	2401		ALT, ⇔08/2005	6DK1841
					RR1120	CA, ⇔08/2005	
2.4 T XC AWD	03/00-09/02	B5244T3	147	2435		ALT, (-AC)	6DK1841
						ALT, (AC)	6DK1853
					RR1145	CA	
					RR1145K1	CA	
2.5 T XC AWD	09/02-	B5254T2	154	2521		ALT	6DK1841
					RR1145	CA, MTR-CODE B5244SG	
					RR1145K1	CA, MTR-CODE B5244SG, ⇔MTR-NO 3188688	
3.2	02/07-	B6324S	175	3192		ALT	6K1200
<b>XC70 II</b>							
2.4 D AWD	08/07-	D5244T4, D5244T5	120-136	2400		ALT	5K1125
					RR1120	CA	
3.0 T6 AWD	01/08-	B6304T2	210	2953		ALT	6K1200
3.2 AWD	08/07-	B6324S	175	3192		ALT	6K1200

**VW**

<b>BORA (1J2, 1J6)</b>							
1.4 16V	09/01-05/05	AHW, BCA, AXP	55	1390		ALT, (-AC)	6K1080
						ALT, (AC)	6K1548
					RR1156(SET)	CA	
					RR1156K1	CA, MTR-CODE AHW, MTR-NO 160 001⇔	
					RR1156K1	CA, MTR-CODE AKQ, MTR-NO 242 001⇔	
					RR1156K1	CA, MTR-CODE APE, AXP, BCA	
					RR1156K2	CA, MTR-CODE AHW, ⇔MTR-NO 160 000	
					RR1156K2	CA, MTR-CODE AKQ, ⇔MTR-NO 242	





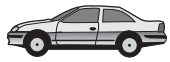


**VW**

BORA (1J2, 1J6)							
						000	
1.6	08/00-05/05	AEH, AKL, APF, AVU, BFQ, BJH	74-75	1595	RR1187 RR1187K1	ALT, PS, AC ALT, PS CA CA	6DK1195 6K1120
	06/02-10/04	AWB	78	1595	RR1186 RR1186K5	ALT, (AC) ALT, (-AC) CA CA	6DK1195 6K1120
1.6 16V	02/00-05/05	AUS, ATN, BCB, AZD	77	1598	RR1156(SET) RR1156K1	ALT, PS ALT, PS, AC CA CA	6K1080 6K1548
1.6 FSI	01/02-05/05	BAD	81	1598	RR1156(SET) RR1156K1	ALT, (-AC) ALT, (AC) CA CA	6K1080 6K1538
1.8 T	03/02-05/05	AUQ	132	1781	RR1186 RR1186K5	ALT, PS, AC ALT, PS	6DK1195 6K1120
	10/98-05/05	AGN, AGU, ARX, AUM, BAE	92-110	1781	RR1186 RR1186K4 RR1186K5	ALT, (AC) ALT, (-AC) CA CA, ⇨CH-NO 1J-Y-850 000 CA, CH-NO 1J-Y-850 001⇨	6DK1195 6K1120
1.9 SDI	10/98-05/05	AQM, AGP	50	1896	RR1094 RR1094 RR1094K1 RR1164 RR1164 RR1164K1 RR1164K2 RR1164K2	ALT, PS, (-AC) ALT, PS, (AC) CA, WP, MTR-CODE AGP, MTR-NO 400 001⇨ CA, WP, MTR-CODE AQM, MTR-NO 045 001⇨ CA, WP, MTR-CODE AGP, MTR-NO 595 001⇨, CA, WP, MTR-CODE AQM, MTR-NO 045 001⇨ CA, WP, MTR-CODE AGP, ⇨MTR-NO 400 000 CA, WP, MTR-CODE AQM, ⇨MTR-NO 045 000 CA, WP, MTR-CODE AGP, MTR-NO 400 001⇨, ⇨MTR-NO 595 000, CA, WP, MTR-CODE AQM, MTR-NO 030 001⇨, ⇨MTR-NO 045 000 CA, WP, MTR-CODE AGP, ⇨MTR-NO 400 000 CA, WP, MTR-CODE AQM, ⇨MTR-NO 030 000	6K0906 6K1660
	10/98-06/01	AHF, ASV	81	1896	RR1094 RR1094 RR1094K1	ALT, PS ALT, PS, AC MTR-CODE ASV MTR-CODE AHF, MTR-NO 595001⇨ MTR-CODE AHF, MTR-NO 595 001⇨, MTR-CODE ASV	6K0906 6K1660
					RR1164 RR1164K1	MTR-CODE AHF, ⇨MTR-NO 595000 MTR-CODE AHF, ⇨MTR-NO 595 000	
					RR1107 RR1107K2 RR1107K2 RR1107K4	ALT, (-AC), MTR-CODE AUY ALT, (AC), MTR-CODE AUY, AJM ALT, (-AC), MTR-CODE AJM CA, MTR-CODE AUY, AJM CA, MTR-CODE AUY CA, MTR-CODE AJM, MTR-NO 185 671⇨ CA, MTR-CODE AJM, ⇨MTR-NO 185 670	5K1432 6DK1195 6K1120
	10/98-06/01	AGR, ALH	66	1896	RR1094 RR1094 RR1094K1 RR1094K1 RR1164 RR1164	ALT, (-AC) ALT, (AC) CA, MTR-CODE AGR, MTR-NO 565 001⇨ CA, MTR-CODE ALH, MTR-NO 500 001⇨ CA, MTR-CODE AGR, MTR-NO 565 001⇨ CA, MTR-CODE ALH, MTR-NO 500 001⇨ CA, MTR-CODE AGR, ⇨MTR-NO 565 000 CA, MTR-CODE ALH, ⇨MTR-NO 500 000	6K0906 6K1660



VW



RO-DRIVE™



ROFAN™

### VW

#### BORA (1J2, 1J6)

					RR1164K1	CA, MTR-CODE AGR, ⇨MTR-NO 565 000	
					RR1164K1	CA, MTR-CODE ALH, ⇨MTR-NO 500 000	
	09/00-05/05	AXR, ATD	74	1896	RR1107	ALT, PS, (AC)	6DK1195
					RR1107K2	ALT, PS, (-AC)	6K1120
					RR1107K2	MTR-CODE ATD, AXR, CA, WP	
					RR1107K3	CA, WP, MTR-CODE ATD, ⇨CH-NO 1J-2-592 782, 1J-2D352 773	
					RR1107K3	CA, WP, MTR-CODE AXR, ⇨MTR-NO AXR 010 000	
					RR1107K3	CA, WP, MTR-CODE ATD, CH-NO 1J-2-592 783⇨, 1J-2D352 774⇨	
					RR1107K3	CA, WP, MTR-CODE AXR, MTR-NO AXR 010 001⇨	
	05/00-05/05	ARL, ASZ	96-110	1896	RR1107	ALT, (AC)	6DK1195
					RR1107K2	ALT, (-AC)	6K1120
					RR1107K2	CA, ⇨CH-NO 1J-2-592 782, 1J-2D352 773	
					RR1107K3	CA, CH-NO 1J-2-592 783⇨, 1J-2D352 774⇨	
2.0, 2.0 4motion	10/98-05/05	BBW, AQY, APK, AZH, AZG, AZJ	85	1984	RR1187	ALT, (AC)	6DK1195
					RR1187K1	ALT, (-AC)	6K1120
					RR1187K1	CA	
					RR1187K1	CA	
2.3 V5, 2.3 V5 4motion	10/98-10/00	AGZ	110	2324		ALT, (AC)	6DK1352
2.3 V5, 2.5 V5 4motion	10/00-05/05	AQN	125	2324		ALT, (AC)	6DK1320
2.8 V6 4motion, 2.8 VR6	03/99-07/05	AQP, BDE, AUE	147-150	2792		ALT, (AC)	6DK1320

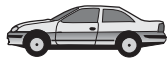
#### CADDY I (14)

1.6	01/83-07/92	EW	55	1595		PS	1A0730
						ALT, ⇨CH-NO 14E020000	1A0940
						ALT, CH-NO 14F000001⇨	1A0950
					RR1003		
1.6 D	08/82-07/92	JK, ME	40	1588		ALT	1A0875
					RR1002		
1.8	08/85-07/92	JH	70	1781		PS	1A0730
						ALT, ⇨CH-NO 14E020000	1A0940
						ALT, CH-NO 14F000001⇨	1A0950
					RR1003		

#### CADDY II (9K9A, 9K9B)

1.4 / 1.4 16V	08/00-01/04	AUA	55	1390		ALT, PS, (-AC)	6K1070
						ALT, PS, (AC)	6K1185
					RR1156(SET)	CA	
					RR1156K1	CA	
1.4, 60 1.4	11/95-01/04	AEX, AKV, AUD, APQ	44	1390		ALT	6K0751
						ALT, PS	6K1070
						ALT, PS, AC, ⇨08/1997	6K1125
						ALT, PS, AC, 09/1997⇨	6K1185
					RR1020		
					RR1020K1	MTR-CODE AUD	
					RR1020K2	MTR-CODE AEX,AKV,APQ	
1.6, 75 1.6	11/95-09/00	AEE	55	1598		ALT, MTR-CODE AEE	6K0751
						ALT, PS, MTR-CODE AEE	6K1070
						ALT, AC, MTR-CODE AEE	6K1080
						ALT, PS, AC, MTR-CODE AEE	6K1185
					RR1229	CA, MTR-CODE AEE, ALM	
					RR1229K1	CA, MTR-CODE AEE, ALM	
1.7 SDI	07/96-09/00	AHB	42	1716		PS, (-AC)	1A0730
						PS, WP, (AC)	2A0790
						ALT, WP	6K1045
						ALT, AC	6K1145
					RR1165		
					RR1165K2		
1.9 D	11/95-01/04	1Y	47	1896		PS	2A0730
						PS, WP	2A0790
						ALT, (-AC)	6K0923
						ALT, (AC)	6K1145
					RR1211	CA	
					RR1211K1	CA, MTR-CODE 1Y, ⇨MTR-NO 705 902	
					RR1211K4	CA, MTR-CODE 1Y, MTR-NO 705 903⇨	
						PS, (-AC)	2A0730
						PS, WP, (AC)	2A0790
						ALT, (-AC)	6K0923
						ALT, (AC)	6K1145
					RR1211	CA	
					RR1211K1	CA, MTR-CODE 1Y, ⇨MTR-NO 705 902	





RO-DRIVE™



ROFAN™

**VW**

**CADDY II (9K9A, 9K9B)**

1.9 SDI	11/95-01/04	AEY, AYQ	47	1896	<b>RR1211K4</b>	CA, MTR-CODE 1Y, MTR-NO 705 903⇒ PS, (-AC), MTR-CODE AEY PS, WP, (AC), MTR-CODE AEY ALT, (-AC), MTR-CODE AYQ ALT, (-AC), MTR-CODE AEY ALT, (AC), MTR-CODE AEY ALT, (AC), MTR-CODE AYQ	<b>2A0730</b> <b>2A0790</b> <b>6K0906</b> <b>6K1045</b> <b>6K1145</b> <b>6K1660</b>
					<b>RR1094</b>	CA, MTR-CODE AYQ, MTR-NO 005 518⇒, 11/2000⇒	
					<b>RR1094K1</b>	CA, MTR-CODE AYQ, MTR-NO 005 518⇒, 11/2000⇒	
					<b>RR1164</b>	CA, MTR-CODE AYQ, ⇒MTR-NO 005 517, ⇒10/2000	
					<b>RR1164K1</b>	CA, OPT, MTR-CODE AYQ, ⇒MTR-NO 005 517, ⇒10/2000	
					<b>RR1165</b>	CA, MTR-CODE AEY	
					<b>RR1165K2</b>	CA, MTR-CODE AEY	
1.9 TDI	09/96-01/04	1Z, AHU, ALH, ALE	66	1896		PS, (-AC) PS, WP, (AC) ALT, (-AC), MTR-CODE ALH ALT, (-AC), MTR-CODE 1Z, AHU ALT, (AC), MTR-CODE 1Z, AHU ALT, (AC), MTR-CODE ALH	<b>2A0730</b> <b>2A0790</b> <b>6K0906</b> <b>6K1045</b> <b>6K1145</b> <b>6K1660</b>
					<b>RR1094</b>	CA, MTR-CODE ALH, MTR-NO 500 001⇒	
					<b>RR1094K1</b>	CA, MTR-CODE ALH, MTR-NO 500 001⇒, 10/2001⇒	
					<b>RR1164</b>	CA, MTR-CODE ALH, ⇒MTR-NO 500 000	
					<b>RR1164K1</b>	CA, MTR-CODE ALH, ⇒MTR-NO 500 000, ⇒09/2001	
					<b>RR1211</b>	CA, MTR-CODE 1Z, AHU	
					<b>RR1211K3</b>	CA, MTR-CODE 1Z, AHU	
75 1.6	11/95-05/97	1F	55	1595		ALT, (-AC) ALT, PS, AC	<b>6K0894</b> <b>6K1153</b>
					<b>RR1003</b>		
					<b>RR1003K1</b>		

**CADDY II Pick-up (9U7)**

1.6	06/96-12/00	AEE	55	1598		ALT ALT, PS ALT, PS, AC	<b>6K0751</b> <b>6K1070</b> <b>6K1125</b>
					<b>RR1229</b>	CA, MTR-CODE AEE, ALM	
					<b>RR1229K1</b>	CA, MTR-CODE AEE, ALM	
1.9 D	06/96-12/00	AEF	47	1896		ALT	<b>5K1219</b>
					<b>RR1119</b>		
					<b>RR1119K1</b>		

**CADDY III (2KA, 2KH, 2KB, 2KJ)**

1.4	03/04-	BCA	55	1390		ALT, PS, (-AC) ALT, PS, (AC)	<b>6K0737</b> <b>6K1100</b>
					<b>RR1156(SET)</b>	CA	
					<b>RR1156K1</b>	MTR-CODE BCA, CA, ⇒CH-NO 2K-6-150 000	
1.4 16V	05/06-	BUD	59	1390		ALT, PS, (-AC) ALT, PS, (AC)	<b>6K1070</b> <b>6K1100</b>
					<b>RR1156(SET)</b>	MTR-CODE BUD, CA	
1.6	04/04-	BGU, BSE, BSF	75	1595		ALT, (-AC) ALT, (AC)	<b>6K0900</b> <b>6K1045</b>
					<b>RR1187</b>	CA	
					<b>RR1187K1</b>	CA	
	03/05-	BRY	74	1595		ALT, (AC)	<b>6K1045</b>
					<b>RR1187</b>	CA	
					<b>RR1187K1</b>	CA	
1.9 TDI	04/04-	BLS, BJB	77	1896		ALT, (AC), (PS) ALT, (-AC), (STRONIC) ALT, (AC), (STRONIC) ALT, (-AC), (PS)	<b>6DK1215</b> <b>6K0948</b> <b>6K1050</b> <b>6K1138</b>
					<b>RR1107</b>	CA, WP	
					<b>RR1107K3</b>	CA, WP	
	09/05-	BSU	55	1896		ALT, (AC), (PS) ALT, (-AC), (STRONIC) ALT, (AC), (STRONIC) ALT, (-AC), (PS)	<b>6DK1215</b> <b>6K0948</b> <b>6K1050</b> <b>6K1138</b>
					<b>RR1107</b>	CA, WP	
					<b>RR1107K3</b>	CA, WP	
1.9 TDI 4motion	05/08-	BLS	77	1896		ALT, (AC), (PS) ALT, (-AC), (STRONIC) ALT, (AC), (STRONIC) ALT, (-AC), (PS)	<b>6DK1215</b> <b>6K0948</b> <b>6K1050</b> <b>6K1138</b>



VW



RO-DRIVE™



ROFAN™

### VW

#### CADDY III (2KA, 2KH, 2KB, 2KJ)

2.0 EcoFuel	04/06-	BSX	80	1984	RR1107 RR1107K3	CA, WP CA, WP ALT, PS, (-AC) ALT, PS, (AC)	6K0900 6K1045
2.0 SDI	03/04-	BDJ, BST	51	1968	RR1187 RR1187K1	CA CA	6DK1215 6K0948 6K1050 6K1138
2.0 TDI	09/07-	BMM	103	1968	RR1107 RR1107K3	CA, WP CA, WP ALT, (AC), (PS) ALT, (-AC), (STRONIC) ALT, (AC), (STRONIC) ALT, (-AC), (PS)	6DK1215 6K0948 6K1050 6K1138
					RR1107 RR1107K3	CA, WP CA, WP	

#### CORRADO (53i)

1.8 16V	04/89-07/92	KR	100	1781	RR1210 RR1210K1	ALT, (AC) PS, CH-NO 50M005060→ PS, →CH-NO 50M005059 ALT AC	1A0625 1A0625 1A0730 1A0950 3A0950
1.8 G60	09/88-09/93	PG	118	1781	RR1003 RR1003K1	PS PS, (AC) ALT ALT, AC	1A0660 1A0735 6K1653 6K1760
2.0 i	04/93-12/95	2E, ADY	85	1984	RR1371 RR1371K2	PS PS, (AC) ALT ALT, (TP) ALT, AC	2A0685 2A0755 6K0894 6K0976 6K1153
2.0 i 16V	08/91-12/95	9A	100	1984	RR1210 RR1210K1	ALT, (AC), (PS) PS ALT, (PS) ALT AC	1A0630 1A0730 1A0865 1A0950 3A0950
2.9 VR6	08/91-12/95	ABV	140	2861		ALT, PS, AC	7DK1360

#### CRAFTER (2E)

2.5 TDI	04/06-	BJJ, BJK, BJL, BJM	65-120	2461		ALT, (-AC) ALT, (AC)	6K2000 6K2585
---------	--------	--------------------	--------	------	--	-------------------------	------------------

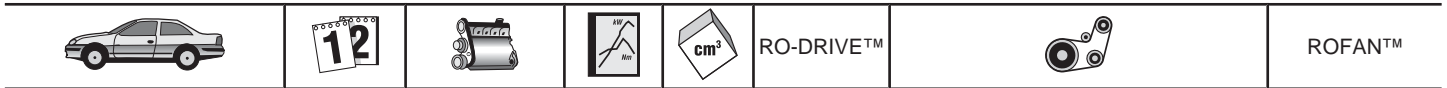
#### EOS

1.4 TSI	05/08-	CAXA	90	1390		ALT, (-AC) ALT, (AC)	6K1090 6K1733
		CAVD	118	1390		ALT, (-AC) ALT, (AC)	6K1600 6K1698
1.6 FSI	06/06-	BLF	85	1598		ALT, PS, (-AC) ALT, PS, (AC)	6K1090 6K1733
2.0 FSI	03/06-	BVY, BVZ	110	1984	RR1061	ALT, (-AC) ALT, (AC) CA	6K0900 6K1045
2.0 TDI	06/06-	BMM	103	1968	RR1107 RR1107K3	ALT, PS, (AC) CA, WP CA, WP	6K1050
2.0 TFSI	03/06-	BWA, CCZA, CAWB	147	1984	RR1061	MTR-CODE BWA, BPY, ALT MTR-CODE CBFA, CAWB, CCZA, CCTA, ALT MTR-CODE BWA, BPY, CA	6K1054 6K1120
2.0 TSI	11/09-	CCZB	155	1984		ALT	6K1120
3.2 V6	06/06-	BUB, CBRA	184	3189		ALT, PS, AC, CH-NO 1F-7-022 287→ ALT, PS, AC, →CH-NO 1F-7-022 286	6K1610 6K1623
3.6 V6	05/09-	CDVA	191	3597		ALT	6K1610

#### FOX (5Z1)

1.0, 1.0 Alcohol, 1.0 Total Flex	10/03-	AQZ, BNX, BJE, CCNA	53-54	999	RR1020	ALT, (PS), (-AC), →CH-NO 5Z-6P002 625, 5Z-64157 000 ALT, (PS), (-AC), CH-NO 5Z-6P002 626→, 5Z-64157 001→ ALT, (AC) CA	6K1070 6K1165 6K1698
----------------------------------	--------	---------------------	-------	-----	--------	--	----------------------------





VW							
<b>FOX (5Z1)</b>							
1.2	04/05-	BMD	40	1198		ALT, PS, (-AC) ALT, PS, AC	6K1460 6K1873 ELAST
1.4	04/05-	BKR	55	1390	RR1020 RR1020K1	ALT, (AC) CA, WP CA, WP, ⇨CH-NO 5Z-70040 000, 5Z-74068 000	6K1080
1.4 TDI	04/05-	BNM	51	1422	RR1107 RR1107K3	ALT, (-AC) ALT, AC	6K0858 6K0995
1.6, 1.6 Total Flex	10/03-	BJA, BLH, BAH, CCRA, BPA	74	1599		ALT, (PS), (-AC), ⇨CH-NO 5Z-6P002 625, 5Z-64157 000 ALT, (PS), (-AC), CH-NO 5Z-6P002 626⇨, 5Z-64157 001⇨ ALT, (AC)	6K1070 6K1165 6K1698
1.9 D	12/07-	ASY	47	1896	RR1020 RR1094 RR1094K2	ALT, (AC) CA CA	6K1095
<b>GOLF I Cabriolet (155)</b>							
1.6	08/83-07/87	EWA	51	1595	RR1003 RR1003K1	ALT, (AC) PS ALT, (PS), (-AC) ALT, (-PS), (-AC) AC, CH-NO 15-E-007 196⇨ AC, ⇨CH-NO 15-E-007 195 CA CA	1A0630 1A0730 1A0865 1A0950 3A0947 3A1030
1.8	08/83-04/93	EX, EW, HN, JH, RE	66-70	1781	RR1003 RR1003K1	ALT, 01/1984⇨, (AC) PS, CH-NO 15M009001⇨, (AC) PS, 01/1984⇨ ALT, 01/1984⇨, (PS) ALT, 01/1984⇨ AC, CH-NO 15E007196⇨ AC, 01/1984⇨, ⇨CH-NO 15E007195	1A0625 1A0625 1A0725 1A0865 1A0950 3A0950 3A1025
	08/82-12/92	PB, DX, EV	82	1781	RR1003 RR1003K1	ALT, 01/1984⇨, (AC) PS, CH-NO 15M009001⇨, (AC) PS, 01/1984⇨ ALT, ⇨12/1983, (AC) ALT, 01/1984⇨, (PS) ALT, ⇨12/1983 ALT, 01/1984⇨ AC, CH-NO 15E007196⇨ AC, ⇨CH-NO 15E007195 CA CA	1A0625 1A0625 1A0725 1A0850 1A0865 1A0940 1A0950 3A0950 3A1025
	08/89-03/93	2H	72	1781	RR1003 RR1003K1	ALT, (AC) PS, CH-NO 15-M-009 001⇨ PS, ⇨CH-NO 15-M-009 000 ALT, (PS) ALT, (-AC) AC, CH-NO 15-E-007 196⇨ AC, ⇨CH-NO 15-E-007 195 CA CA	1A0630 1A0635 1A0735 1A0865 1A0950 3A0950 3A1030
<b>GOLF II (19E, 1G1)</b>							
1.0	08/85-10/91	HZ	37	1043	RR1008 RR1021	ALT, ⇨CH-NO LW990000, LB300000 ALT, CH-NO MB000001⇨, MW000001⇨ CA, ⇨MTR-NO HZ786022 CA, MTR-NO HZ786023⇨	1A0685 2A0710
1.3	08/83-06/87	MH, HK	40	1272	RR1008	ALT, ⇨CH-NO LW990000, LB300000 ALT, CH-NO MB000001⇨, MW000001⇨ CA	1A0685 2A0710
	08/85-12/87	NU	37	1272	RR1008	ALT, ⇨CH-NO LB300000, LW990000 ALT, CH-NO MB000001⇨, MW000001⇨	1A0690 2A0710
	08/83-10/86	GT	43	1272	RR1008	ALT	1A0675
1.3 KAT	06/86-12/92	NZ, MH, 2G	40	1272	RR1008 RR1008	ALT, ⇨CH-NO LW990000, LB300000 ALT, CH-NO MB000001⇨, MW000001⇨ CA, MTR-CODE MH MTR-CODE NZ, ⇨MTR-NO NZ200000	1A0685 2A0710



VW



RO-DRIVE™



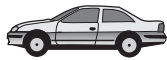
ROFAN™

## VW

GOLF II (19E, 1G1)

					RR1008 RR1021 RR1021	MTR-CODE 2G, ⇨MTR-NO 2G262739 MTR-CODE NZ, MTR-NO NZ200001⇨ MTR-CODE 2G, MTR-NO 2G262740⇨	
1.6	08/86-12/92	ABN, PN, EZ, RF	51	1595		ALT, (AC)  PS ALT, (PS) ALT, (-PS), (-AC) AC CA CA	1A0630  1A0730 1A0865 1A0950 3A0950
1.6 D	08/83-10/91	JP	40	1588		ALT, ⇨CH-NO F350000, (AC) ALT, (AC), ⇨CH-NO F350001 PS ALT AC	1A0685 1A0700 1A0735 1A0965 3A0950
1.6 TD	08/83-10/91	JR	51	1588		ALT, (AC), ⇨CH-NO F350000 ALT, (AC), CH-NO F350001⇨ PS ALT AC	1A0685 1A0700 1A0735 1A0965 3A0950
	04/89-10/91	SB, RA	59	1588		ALT, (AC) ALT PS AC	1A0695 1A0965 2A0866 3A0950
	08/89-10/91	1V	44	1589		ALT, ⇨CH-NO F350000, (AC) ALT, (AC), ⇨CH-NO F350001 PS ALT AC	1A0685 1A0700 1A0735 2A0950 3A0950
1.8	08/86-01/90	RH	62	1781		ALT, (AC) ALT, (PS), (AC) PS ALT, (PS) ALT AC	1A0630 1A0630 1A0730 1A0865 1A0950 3A0950
	08/84-10/91	GX, GU, RP	66	1781		ALT, (AC) ALT, (PS), (AC) PS ALT, (PS) ALT AC	1A0630 1A0630 1A0730 1A0865 1A0950 3A0950
1.8 Syncro	08/88-07/91	1P	72	1781		ALT, (AC) PS ALT, (PS) ALT AC	1A0630 1A0730 1A0865 1A0950 3A0950
1.8 GTI	08/83-10/91	PB, DX, EV	82	1781		ALT, (AC) PS ALT, (PS) ALT, ⇨07/1985 ALT, 07/1985⇨ AC CA CA	1A0630 1A0730 1A0865 1A0940 1A0950 3A0950
	08/85-10/87	RD	79	1781		ALT, (AC) ALT, (AC), (PS) PS ALT, (PS) ALT AC	1A0630 1A0630 1A0730 1A0865 1A0950 3A0950
1.8 GTI 16V	02/86-10/91	PL	95	1781		(16V) ALT, (AC)	1A0630





RO-DRIVE™



ROFAN™

**VW**

**GOLF II (19E, 1G1)**

					PS ALT, (PS) ALT, ⇨08/1987 ALT, 08/1987⇨ AC	1A0730 1A0865 1A0940 1A0950 3A0950
	02/86-06/90	KR	102	1781	<b>RR1210</b> <b>RR1210K1</b>	
					ALT, (AC) PS ALT, (PS) ALT, ⇨08/1987 ALT, 08/1987⇨ AC	1A0630 1A0730 1A0865 1A0940 1A0950 3A0950
1.8 GTI G60	04/90-07/91	PG	118	1781	<b>RR1210</b>	
					PS PS, (AC) ALT ALT, AC	1A0666 1A0735 6K1653 6K1760
					<b>RR1003</b> <b>RR1003K1</b>	
1.8 GTI G60 Syncro	08/88-07/91	1H, PG	118	1781		
					PS PS, (AC) ALT ALT, AC	1A0666 1A0735 6K1653 6K1760
					<b>RR1003</b>	
1.8 GTI KAT	01/87-10/91	PF	79	1781		
					ALT, (AC) PS ALT, (PS) ALT AC	1A0630 1A0730 1A0865 1A0950 3A0950
					<b>RR1003</b> <b>RR1003K1</b> <b>RR1210</b>	

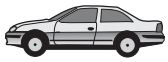
**GOLF III (1H1, 1H5)**

1.3	08/91-07/92	2G	40	1272		
					ALT, ⇨CH-NO 1G-M-368 060 ALT, CH-NO 1G-M-368 061⇨ CA	1A0675 2A0793
					<b>RR1021</b>	
1.4	10/91-04/99	ABD, AEX, APQ	44	1390		
					PS, (AC) ALT, ⇨07/1995 ALT, 01/1995⇨ ALT, PS ALT, PS, ⇨07/1995, MTR-CODE ABD ALT, AC, ⇨07/1995, MTR-CODE ABD 07/1995⇨, MTR-CODE AEX, APQ MTR-CODE AEX,APQ ⇨07/1995, MTR-CODE ABD	2A0755 6K0737 6K0751 6K1070 6K1100 6K1153
					<b>RR1020</b> <b>RR1020K2</b> <b>RR1021</b>	
1.6	09/92-12/97	AEE, AEA, ABU	55	1598		
					PS, MTR-CODE ABU, AEA ALT, MTR-CODE ABU, ⇨07/1994 ALT, MTR-CODE AEE ALT, MTR-CODE ABU, 08/1994⇨ MTR-CODE AEA ALT, PS, MTR-CODE AEA, AEE, CH-NO 1H-S-120001⇨ ALT, PS, MTR-CODE ABU, AEA, ⇨CH-NO 1H-S-120000	2A0685 6K0737 6K0751 6K0894 6K0894 6K1070
					<b>RR1229</b> <b>RR1229K1</b> <b>RR1304</b>	6K1100
	07/95-04/99	AEK, AKS, AFT	74	1595		
					PS PS, (AC) ALT, (MANL-TP) ALT, (AUTOM-TP), ⇨CH-NO 1H-T-240 000 ALT, AC	2A0685 2A0755 6K0894 6K0976
					<b>RR1228</b> <b>RR1228K1</b>	6K1153
1.8	11/91-08/97	AAM, ABS, ACC, ADZ, AMN, ANP	55-66	1781		
					PS PS, (AC) ALT, (MANL-TP) ALT, (AUTOM-TP), ⇨CH-NO 1H-T-240 000 ALT, AC	2A0685 2A0755 6K0894 6K0976
					<b>RR1003</b> <b>RR1003K1</b> <b>RR1228</b> <b>RR1228K1</b>	6K1153
					CA, ⇨MODEL'94 CA, ⇨MODEL'94 CA, MODEL'95⇨ CA, MODEL'95⇨	
1.8 Syncro	10/94-04/99	ADZ	66	1781		
					PS AC, PS	2A0685 2A0755



VW





RO-DRIVE™



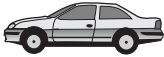





ROFAN™

## VW

### GOLF III (1H1, 1H5)

						ALT, (MANL-TP) ALT, (AUTOM-TP), ⇨CH-NO 1H-T-240 000 ALT, AC	6K0894 6K0976 6K1145
					<b>RR1228</b> <b>RR1228K1</b>		
1.9 D	11/91-08/97	1Y	48	1896		PS, (-AC) PS, WP, (AC) ALT, (-AC) ALT, (AC) CA CA, MTR-CODE 1Y, ⇨MTR-NO 378 364 CA, MTR-CODE 1Y, MTR-NO 378 365⇨	2A0730 2A0790 6K0923 6K1145
					<b>RR1211</b> <b>RR1211K1</b> <b>RR1211K4</b>		
1.9 SDI	07/95-08/97	AEY	47	1896		PS, (-AC) PS, WP, (AC) ALT, (-AC) ALT, (AC) CA CA	2A0730 2A0790 6K1045 6K1145
					<b>RR1211</b> <b>RR1211K3</b>		
1.9 TD,GTD	11/91-08/97	AAZ	55	1896		PS, (-AC) PS, WP, (AC) ALT, (-AC), (-TENS DAMPER) ALT, (-AC), (TENS DAMPER), 120 A ALT, (AC) CA CA, MTR-CODE AAZ, ⇨MTR-NO 552 765 CA, MTR-CODE AAZ, MTR-NO 552 766⇨	2A0730 2A0790 6K0923 6K1045 6K1145
					<b>RR1211</b> <b>RR1211K1</b> <b>RR1211K4</b>		
1.9 TDI	09/93-04/99	1Z, AHU, ALE	66	1896		PS, (-AC) PS, WP, (AC) ALT, (-AC) ALT, (AC) CA CA, MTR-CODE 1Z, ⇨MTR-NO 289 575 CA, MTR-CODE 1Z, MTR-NO 289 576⇨ CA, MTR-CODE AHU, ALE	2A0730 2A0790 6K1045 6K1145
					<b>RR1211</b> <b>RR1211K2</b> <b>RR1211K3</b> <b>RR1211K3</b>		
	04/96-08/97	AFN	81	1896		PS, (-AC) PS, WP, (AC) ALT, (-AC) ALT, (AC) CA CA	2A0730 2A0790 6K1045 6K1145
					<b>RR1211</b> <b>RR1211K3</b>		
2.0	11/91-08/97	ADY, AKR, 2E, AGG	85	1984		PS, (-AC) PS, (AC) ALT, (-AC), (MANL-TP) ALT, (-AC), (AUTOM-TP), ⇨CH-NO 1H-T-240 000 ALT, (AC) CA CA	2A0685 2A0755 6K0894 6K0976 6K1153
					<b>RR1371</b> <b>RR1371K2</b>		
2.0 GTI 16V	08/92-08/97	ABF	110	1984		PS PS, (AC) ALT, (MANL-TP) ALT, (AUTOM-TP), ⇨CH-NO 1H-T-240 000 ALT, AC	2A0685 2A0755 6K0894 6K0976 6K1153
					<b>RR1207</b>		
2.8 VR6	01/92-08/97	AAA	128	2792		ALT, PS, AC	7DK1360
2.9 VR6, 2.9 VR6 Syncro	10/94-04/99	ABV	140	2861		ALT, PS, AC	7DK1360
<b>GOLF III Cabriolet (1E7)</b>							
1.6	10/94-05/98	AEK, AFT, AKS	74	1595		PS PS, (AC) ALT, (MANL-TP) ALT, (AUTOM-TP), ⇨CH-NO 1H-T-240 000 ALT, AC	2A0685 2A0755 6K0894 6K0976 6K1153
					<b>RR1228</b> <b>RR1228K1</b>		
1.8	07/93-05/98	AAM	55	1781		PS PS, (AC) ALT, (MANL-TP) ALT, (AUTOM-TP), ⇨CH-NO 1H-T-240 000 ALT, AC	2A0685 2A0755 6K0894 6K0976 6K1153
					<b>RR1228</b> <b>RR1228K1</b>		



					RO-DRIVE™		ROFAN™
<b>VW</b>							
<b>GOLF III Cabriolet (1E7)</b>							
		ADZ, ABS	66	1781		PS PS, (AC) ALT, (MANL-TP) ALT, (AUTOM-TP), ⇨CH-NO 1H-T-240 000 ALT, AC	2A0685 2A0755 6K0894 6K0976 6K1153
					RR1003 RR1003K1 RR1228 RR1228K1	CA, ⇨MODEL'94 CA, ⇨MODEL'94 CA, MODEL'95⇨ CA, MODEL'95⇨	
1.9 TDI	08/95-05/98	1Z, AHU, ALE	66	1896		PS, (-AC) PS, WP, (AC) ALT, (-AC) ALT, (AC) CA CA	2A0730 2A0790 6K1045 6K1145
					RR1211 RR1211K3	CA CA	
	07/96-05/98	AFN	81	1896		PS, (-AC) PS, WP, (AC) ALT, (-AC) ALT, (AC) CA CA	2A0730 2A0790 6K1045 6K1145
					RR1211 RR1211K3	CA CA	
2.0	07/93-05/98	ADY, 2E, AKR, AGG	85	1984		PS PS, (AC) ALT, (MANL-TP) ALT, (AUTOM-TP), ⇨CH-NO 1H-T-240 000 ALT, AC	2A0685 2A0755 6K0894 6K0976 6K1153
					RR1371 RR1371K2		
<b>GOLF IV (1J1, 1J5)</b>							
1.4 16V	08/97-06/05	AHW, AKQ, BCA, AXP, APE	55	1390		ALT, PS, (-AC) ALT, PS, (AC) MTR-CODE AKQ, AHW, APE, AXP, BCA, CA CA, MTR-CODE AHW, MTR-NO 164201⇨, ⇨CH-NO 1J-6-050 000 CA, MTR-CODE AKQ, MTR-NO 241245⇨ MTR-CODE BCA, CA, ⇨CH-NO 1J-6-050 000 CA, MTR-CODE APE, AXP CA, MTR-CODE AHW, ⇨MTR-NO 164200 CA, MTR-CODE AKQ, ⇨MTR-NO 241244	6K1080 6K1548
					RR1156(SET) RR1156K1 RR1156K1 RR1156K1 RR1156K1 RR1156K2 RR1156K2		
1.6	08/97-02/00	AKL, AEH, APF	74	1595		ALT, PS, AC ALT, PS CA CA	6DK1195 6K1120
					RR1187 RR1187K1		
	08/00-06/05	AVU, BFQ, BJH	75	1595		ALT, PS, AC ALT, PS CA CA	6DK1195 6K1120
					RR1187 RR1187K1		
	08/03-06/05	AWB	78	1595		ALT, (AC) ALT, (-AC) CA CA	6DK1195 6K1120
					RR1186 RR1186K5		
1.6 16V	02/00-06/05	AUS, BCB, ATN, AZD	77	1598		ALT, PS ALT, PS, AC CA CA	6K1080 6K1548
					RR1156(SET) RR1156K1		
1.6 FSI	01/02-06/05	BAD	81	1598		ALT, (-AC) ALT, (AC) CA CA	6K1080 6K1538
					RR1156(SET) RR1156K1		
1.6 FSi	10/03-07/04	BAG	85	1598		ALT, PS, (-AC) ALT, PS, AC	6K1190 6K1733
1.8	08/97-06/05	AQA, AGN, AGU, ARZ, AWD, AUM, BAF	92-110	1781		ALT, (AC) ALT, (-AC) CA CA, ⇨CH-NO 1J-Y-850 000 CA, CH-NO 1J-Y-850 001⇨	6DK1195 6K1120
					RR1186 RR1186K4 RR1186K5		
	10/97-09/99	ACC	66	1781		PS, (-AC) PS, (AC) ALT, (-AC) ALT, 120 A, (-AC), ⇨CH-NO 1H-T-240000	2A0685 2A0755 6K0894 6K0976





RO-DRIVE™



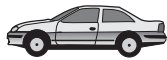
ROFAN™

**VW**

GOLF IV (1J1, 1J5)

					RR1228 RR1228K1	ALT, (AC) CA, 08/1994⇨ CA, 08/1994⇨	6K1153
1.8 T GTI	08/01-06/05	AUQ	132	1781	RR1186 RR1186K5	ALT, PS, AC ALT, PS	6DK1195 6K1120
1.9 SDI	08/97-06/05	AQM, AGP	50	1896	RR1094 RR1094 RR1094K1 RR1094K1 RR1164 RR1164 RR1164K1 RR1164K1 RR1164K2 RR1164K2	ALT, PS, (-AC) ALT, PS, (AC) CA, WP, MTR-CODE AGP, MTR-NO 400 001⇨ CA, WP, MTR-CODE AQM, MTR-NO 045 001⇨ CA, WP, MTR-CODE AGP, MTR-NO 595 001⇨ CA, WP, MTR-CODE AQM, MTR-NO 045 001⇨ CA, WP, MTR-CODE AGP, ⇨MTR-NO 400 000 CA, WP, MTR-CODE AQM, ⇨MTR-NO 045 000 CA, WP, MTR-CODE AGP, MTR-NO 400 001⇨, ⇨MTR-NO 595 000 CA, WP, MTR-CODE AQM, MTR-NO 030 001⇨, ⇨MTR-NO 045 000 CA, WP, MTR-CODE AGP, ⇨MTR-NO 400 000 CA, WP, MTR-CODE AQM, ⇨MTR-NO 030 000	6K0906 6K1660
1.9 TDI	08/97-05/04	AHF, ASV	81	1896	RR1094 RR1094 RR1094K1 RR1094K1 RR1164 RR1164 RR1164K1	ALT, PS, (-AC) ALT, PS, (AC) CA, WP, MTR-CODE ASV, MTR-NO 150001⇨ CA, WP, MTR-CODE AHF, MTR-NO 595001⇨ CA, WP, MTR-CODE ASV CA, WP, MTR-CODE AHF, MTR-NO 595 001⇨ CA, WP, MTR-CODE ASV, ⇨MTR-NO 150000 CA, WP, MTR-CODE AHF, ⇨MTR-NO 595000 CA, WP, MTR-CODE AHF, ⇨MTR-NO 595 000	6K0906 6K1660
	09/00-06/05	ATD, AXR	74	1896	RR1107 RR1107K2 RR1107K2 RR1107K3 RR1107K3	ALT, PS, (AC) ALT, PS, (-AC) CA, WP CA, WP, MTR-CODE ATD, ⇨CH-NO 1J-2W592 782, 1J-2U403 276, 1J-2D352 773, 1J-2B123 078, 1J-2P394 000 MTR-CODE AXR, ⇨MTR-NO AXR 021 000, CA, WP CA, WP, MTR-CODE ATD, CH-NO 1J-2W592 783⇨, 1J-2U403 277⇨, 1J-2D352 774⇨, 1J-2B123 079⇨, 1J-2P394 001⇨ MTR-CODE AXR, MTR-NO AXR 021 001⇨, CA, WP	6DK1195 6K1120
	05/00-06/05	ASZ, ARL	96-110	1896	RR1107 RR1107K2 RR1107K3	ALT, PS, (AC) ALT, PS, (-AC) CA, WP CA, WP, ⇨CH-NO 1J-2W592 782, 1J-2U403 276, 1J-2D352 773, 1J-2B123 078, 1J-2P394 000 CA, WP, CH-NO 1J-2W592 783⇨, 1J-2U403 277⇨, 1J-2D352 774⇨, 1J-2B123 079⇨, 1J-2P394 001⇨	6DK1195 6K1120
	05/99-04/02	AGR, ALH	66	1896	RR1094 RR1094 RR1094K1 RR1094K1	ALT, PS, (-AC) ALT, PS, (AC) CA, WP, MTR-CODE AGR, MTR-NO 565 001⇨ CA, WP, MTR-CODE ALH, MTR-NO 500 001⇨ CA, WP, MTR-CODE AGP, MTR-NO 595 001⇨ CA, WP, MTR-CODE AQM, MTR-NO 045 001⇨	6K0906 6K1660





RO-DRIVE™



ROFAN™

## VW

## GOLF IV (1J1, 1J5)

					RR1094K1	MTR-CODE ALG, ALH	
					RR1164	CA, WP, MTR-CODE AGR, ⇒MTR-NO 565 000	
					RR1164	CA, WP, MTR-CODE ALH, ⇒MTR-NO 500 000	
					RR1164K1	CA, WP, MTR-CODE AGP, MTR-NO 400 001⇒, ⇒MTR-NO 595 000	
					RR1164K1	CA, WP, MTR-CODE AQM, MTR-NO 030 001⇒, ⇒MTR-NO 045 000	
					RR1164K2	CA, MTR-CODE AGP, ⇒MTR-NO 400 000	
					RR1164K2	CA, MTR-CODE AQM, ⇒MTR-NO 045 000	
	12/98-06/01	AJM, AUJ	85	1896		ALT, (-AC), MTR-CODE AUJ	5K1432
						ALT, (AC), MTR-CODE AUJ, AJM	6DK1195
						ALT, (-AC), MTR-CODE AJM	6K1120
					RR1107	CA, MTR-CODE AUJ, AJM	
					RR1107K2	CA, MTR-CODE AUJ	
					RR1107K2	CA, MTR-CODE AJM, MTR-NO 185 671⇒	
					RR1107K4	CA, MTR-CODE AJM, ⇒MTR-NO 185 670	
2.0	05/99-06/06	AQY, APK, AZJ	85	1984		ALT, (AC)	6DK1195
						ALT, (-AC)	6K1120
					RR1187	CA	
					RR1187K1	CA	
	07/98-06/05	APK, AQY, AZG, AZH, AZJ, BEH	85	1984		ALT, (AC)	6DK1195
						ALT, (-AC)	6K1120
					RR1187	CA	
					RR1187K1	CA	
2.0 4motion	10/00-06/05	AZH, AZJ	85	1984		ALT, PS, AC	6DK1195
						ALT, PS	6K1120
					RR1187	CA	
					RR1187K1	CA	
	10/00-06/06	AZJ, AZH	85	1984		ALT, PS, AC	6DK1195
						ALT, PS	6K1120
					RR1187	CA	
					RR1187K1	CA	
2.0 Bi-Fuel	02/02-06/06	BEH	85	1984		ALT, PS, AC	6DK1195
						ALT, PS	6K1120
					RR1187	CA	
					RR1187K1	CA	
2.3 V5	08/97-10/00	AGZ	110	2324		ALT, (AC)	6DK1352
	10/00-06/05	AQN	125	2324		ALT, (AC)	6DK1320
2.8 V6, 2.8 VR6	03/99-06/06	BDF, BDE, AUE, AQP	147-150	2792		ALT, (AC)	6DK1320
3.2 R32 4motion	09/02-06/05	BML, BFH	177	3189		ALT, (AC)	6DK1320
<b>GOLF IV Cabriolet (1E7)</b>							
1.6	06/98-06/02	AFT, AKS	74	1595		PS	2A0685
						PS, (AC)	2A0755
						ALT, (-AC), 70 A, 90 A	6K0894
						ALT, AC	6K1153
					RR1228		
					RR1228K1		
1.8	06/98-06/02	AAM, ANN	55	1781		PS	2A0685
						PS, (AC)	2A0755
						ALT	6K0894
						ALT, AC	6K1153
					RR1228		
					RR1228K1		
		ADZ, ANP	66	1781		PS, (-AC)	2A0685
						PS, (AC)	2A0755
						ALT, (-AC), 70 A, 90 A	6K0894
						ALT, (AC)	6K1153
					RR1003	CA	
					RR1003K1	CA	
1.9 TDI	06/98-06/02	AFN, ALE, AHU, AVG	66-81	1896		PS, (-AC)	2A0730
						PS, WP, (AC)	2A0790
						ALT, (-AC)	6K1045
						ALT, (AC)	6K1145
					RR1211	CA	
					RR1211K3	CA	
2.0	06/98-06/02	AKR, AGG, AWF, AWG, ATU	85	1984		PS	2A0685
						PS, (AC)	2A0755
						ALT, (-AC), 70 A, 90 A	6K0894
						ALT, (-AC), 120 A	6K1030
						ALT, AC	6K1153
					RR1371		





RO-DRIVE™



ROFAN™

### VW

#### GOLF IV Cabriolet (1E7)

					<b>RR1371K2</b>	MTR-CODE AGG, AKR	
--	--	--	--	--	-----------------	-------------------	--

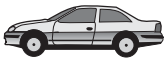





#### GOLF PLUS (5M1, 521)

1.2 TSI	08/09-	CBZB	77	1197		MTR-CODE CBZB, ALT, (-AC) MTR-CODE CBZB, ALT, (AC)	<b>6K1432</b> <b>6K1693</b>
1.4 16V	01/05-	BCA	55	1390	<b>RR1156(SET)</b> <b>RR1156K1</b>	ALT, (-AC) ALT, (AC) MTR-CODE BCA, CA MTR-CODE BCA, CA, ⇨CH-NO 1K-6-650 000	<b>6K0737</b> <b>6K1100</b>
		CGGA, BUD	59	1390	<b>RR1156(SET)</b>	ALT, PS, (-AC) ALT, PS, (AC) CA, MTR-CODE BUD, CGGA	<b>6K0737</b> <b>6K1100</b>
1.4 TSI	05/06-	BMY, BLG, CAVD	103-125	1390		ALT, (-AC) ALT, (AC)	<b>6K1600</b> <b>6K1698</b>
	06/07-	CAXA	90	1390		ALT, (-AC) ALT, (AC)	<b>6K1090</b> <b>6K1733</b>
1.6 FSI	01/05-	BLF	85	1598		ALT, (-AC) ALT, AC	<b>6K1090</b> <b>6K1733</b>
1.6 MultiFuel	11/07-	CHGA, CCSA	75	1595	<b>RR1187</b> <b>RR1187K1</b>	ALT, (-AC) ALT, (AC) CA CA	<b>6K0900</b> <b>6K1045</b>
1.6 TDI	03/09-	CAYC	77	1598	<b>RR1480</b>	MTR-CODE CAYC, ALT, (AC), 09 /2009⇨	<b>6K1070</b>
						MTR-CODE CAYC, ALT, (AC), ⇨08 /2009	<b>6K1138</b>
1.9 TDI	01/05-	BKC, BLS, BXE	77	1896	<b>RR1107</b> <b>RR1107K3</b>	ALT, (-AC) ALT, (AC) CA, WP CA, WP	<b>6K0948</b> <b>6K1050</b>
	05/05-	BXJ, BRU, BXF	66	1896	<b>RR1107</b> <b>RR1107K3</b>	ALT, PS, (-AC) ALT, PS, (AC) CA, WP CA, WP	<b>6K0948</b> <b>6K1050</b>
2.0 FSI	05/05-	BLR, BVY, BVZ, BLY	110	1984	<b>RR1061</b>	ALT, (-AC) ALT, AC	<b>6K0900</b> <b>6K1045</b>
2.0 TDI	12/05-	BMM	103	1968	<b>RR1107</b> <b>RR1107K3</b>	ALT, PS, (-AC) ALT, PS, (AC) CA, WP CA, WP	<b>6K0948</b> <b>6K1050</b>
	03/09-	CBDC	81	1968	<b>RR1479</b>	MTR-CODE CBDA, CBDB, CBDC, ALT, (AC) MTR-CODE CBDA, CBDB, CBDC, CA	<b>6K1070</b>
2.0 TDI 16V	01/05-	BKD, CBDB	103	1968	<b>RR1087</b> <b>RR1479</b>	MTR-CODE AZV, BKD, ALT, (-AC) MTR-CODE AZV, BKD, ALT, (AC) MTR-CODE CBDA, CBDB, CBDC, ALT, (AC) MTR-CODE AZV, BKD, CA, WP MTR-CODE CBDA, CBDB, CBDC, CA	<b>6K0948</b> <b>6K1050</b> <b>6K1070</b>
2.0 TDI, 2.0 16V	01/05-	CBDA, AZV, CBDB, BKD	100-103	1968	<b>RR1087</b> <b>RR1479</b>	MTR-CODE AZV, BKD, ALT, (-AC) MTR-CODE AZV, BKD, ALT, (AC) MTR-CODE CBDA, CBDB, CBDC, ALT, (AC) MTR-CODE AZV, BKD, CA, WP MTR-CODE CBDA, CBDB, CBDC, CA	<b>6K0948</b> <b>6K1050</b> <b>6K1070</b>

#### GOLF V (1K1, 1K5)


1.4	05/06-	BUD	59	1390	<b>RR1156(SET)</b>	ALT, PS, (-AC) ALT, PS, (AC) CA, MTR-CODE BUD	<b>6K0737</b> <b>6K1100</b>
1.4 16V	10/03-	BCA	55	1390	<b>RR1156(SET)</b> <b>RR1156K1</b>	ALT, (-AC) ALT, (AC)	<b>6K0737</b> <b>6K1100</b>
						MTR-CODE BCA, CA MTR-CODE BCA, CA, ⇨CH-NO 1K-6-250 000	
1.4 FSI	10/03-	BKG, BLN	66	1390		ALT, PS, (-AC) ALT, PS, AC	<b>6K1090</b> <b>6K1733</b>
1.4 TSI	11/05-	BLG, BMY, CAVD	103-125	1390		ALT, (-AC) ALT, (AC)	<b>6K1600</b> <b>6K1698</b>
	05/07-	CAXA	90	1390		ALT, (-AC) ALT, (AC)	<b>6K1090</b> <b>6K1733</b>
1.6	01/04-	BGU, BSF, BSE, CCSA	75	1595	<b>RR1187</b> <b>RR1187K1</b>	ALT, (-AC) ALT, (AC) CA CA	<b>6K0900</b> <b>6K1045</b>
1.6 FSI	10/03-	BLP, BAG, BLF	85	1598		ALT, PS, (-AC) ALT, PS, AC	<b>6K1190</b> <b>6K1733</b>



					RO-DRIVE™		ROFAN™
---	---	---	---	---	-----------	---	--------

## VW

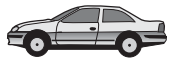
### GOLF V (1K1, 1K5)

 1.9 TDI	10/03-	BKC, BLS, BXE, BXF	66-77	1896	RR1107 RR1107K3	ALT, (-AC) ALT, (AC) CA, WP CA, WP	6K0948 6K1050
2.0 FSI	01/04-	AXW, BLY, BLX, BVZ, BVX, BVY, BLR	110	1984	RR1061	ALT, (-AC) ALT, (AC) CA, MTR-CODE BLX, BLY, BLR, AXX	6K0900 6K1045
2.0 GTI	09/06-	BYD	169	1984	RR1061	MTR-CODE BYD, ALT, (AC) MTR-CODE BYD, CA, WP	6K1054
2.0 SDI	01/04-	BDK	55	1968	RR1107 RR1107K3	ALT, (-AC) ALT, (AC) CA, WP CA, WP	6K0948 6K1050
2.0 TDI	11/05-	BMN	125	1968	RR1087	MTR-CODE BMN, ALT, PS, (-AC) MTR-CODE BMN, ALT, PS, (AC) MTR-CODE BMN, CA, WP	6K0948 6K1050
	08/04-	BMM	103	1968	RR1107 RR1107K3	ALT, PS, (-AC) ALT, PS, (AC) CA, WP CA, WP	6K0948 6K1050
	10/03-	AZV, BKD, CBDA, CBDB	100-103	1968	RR1087 RR1479	MTR-CODE AZV, BKD, ALT, (-AC) MTR-CODE AZV, BKD, ALT, (AC) MTR-CODE CBDA, CBDB, ALT, (AC) MTR-CODE AZV, BKD, CA, WP MTR-CODE CBDA, CBDB, CA, WP	6K0948 6K1050 6K1070
2.0, 2.0 GTI	10/04-	AXX, BWA, CAWB	147	1984	RR1061	MTR-CODE BWA, AXX, BPY, ALT, (AC) MTR-CODE CCTA, CAWB, CBFA, ALT, (AC) MTR-CODE BWA, AXX, BPY, CA, WP	6K1054 6K1120
3.2, 3.2. R32	09/05-	CBR, BUB, CBRA	184	3189		ALT, (-AC) ALT, (AC), CH-NO 1K-7B083 210⇒, 1K-7P015 320⇒, 1K-7U015 406⇒, 1K-7W102 691⇒ ALT, (AC), ⇒CH-NO 1K-7B083 209, 1K-7P015 319, 1K-7U015 405, 1K-7W102 690	6K1240 6K1610 6K1623

### GOLF VI (5K1, 5K5)

1.2 TSI	05/09-	CBZB	77	1197		MTR-CODE CBZB, ALT, (-AC) MTR-CODE CBZB, ALT, (AC)	6K1432 6K1693
1.4	10/08-	CGGA	59	1390	RR1156(SET)	ALT, (-AC) ALT, (AC) MTR-CODE CGGA, CA	6K0737 6K1100
	07/09-	BUD	59	1390	RR1156(SET)	ALT, (-AC) ALT, (AC) MTR-CODE BUD, CA	6K0737 6K1100
1.4 TSI	10/08-	CAXA	90	1390		ALT, (-AC) ALT, (AC)	6K1090 6K1733
		CAVD	118	1390		ALT, (-AC) ALT, (AC)	6K1600 6K1698
1.6	10/08-	BSF, CCSA, BSE, CHGA	75	1595	RR1187 RR1187K1	ALT, (-AC) ALT, (AC) CA CA	6K0900 6K1045
1.6 TDI	02/09-	CAYC	77	1598	RR1480	MTR-CODE CAYB, CAYC, ALT, (AC), 09/2009⇒ MTR-CODE CAYB, CAYC, ALT, (AC), ⇒08/2009	6K1070 6K1138
						MTR-CODE CAYB, CAYC, CA	
2.0 R 4motion	11/09-	CDLF	199	1984	RR1061	MTR-CODE CDLC, CDLF, ALT, (AC) MTR-CODE CDLC, CDLF, CA	6K1054
2.0 TDI	10/08-	CBAB, CFFB, CJAA	103	1968	RR1479 RR1480	MTR-CODE CBAB, CJAA, CFFB, ALT, (AC), 09/2009⇒ MTR-CODE CBAB, CJAA, CFFB, ALT, (AC), ⇒08/2009	6K1070 6K1138
						MTR-CODE CBAB, CJAA, CA MTR-CODE CFFB, CA	
	CBDC	81	1968	RR1479	MTR-CODE CBDC, ALT MTR-CODE CBDC, CA	6K1070	
	04/09-	CFGB, CBBB	125	1968	RR1479	MTR-CODE CBBB, ALT MTR-CODE CBBB, CA	6K1070
10/08-	CFFA, CBAA	100-103	1968	RR1479 RR1480	MTR-CODE CFFA, CFFB, ALT, (AC), 09 /2009⇒ MTR-CODE CBAA, CBAB, ALT, (AC) MTR-CODE CFFA, CFFB, ALT, (AC), ⇒08/2009	6K1070 6K1138	
					MTR-CODE CBAA, CBAB, CA MTR-CODE CFFA, CFFB, CA		
07/09-	CBDB	103	1968		MTR-CODE CBDA, CBDB, ALT, (AC)	6K1070	





RO-DRIVE™



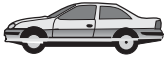





ROFAN™

## VW

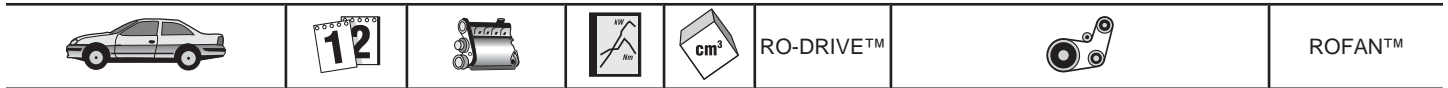
GOLF VI (5K1, 5K5)							
2.0 TSI	04/09-	CCZB, CCTA, CBFA	147-155	1984	RR1479	MTR-CODE CBDA, CBDB, CA, WP ALT	6K1120
ILTIS (183)							
1.7	03/79-12/88	YX, WL	55	1714	RR1003 RR1003K1	ALT	1A0940
JETTA II (19E, 1G2)							
1.3	01/84-06/87	HK, MH	40	1272	RR1008	ALT, ⇨CH-NO LB300000, LW990000 ALT, CH-NO MW000001⇨, MB000001⇨ CA	1A0685 2A0710
1.3 KAT	06/87-12/91	NZ, MH, 2G	40	1272	RR1008 RR1021	ALT, ⇨CH-NO LB300000, LW990000 ALT, CH-NO MW000001⇨, MB000001⇨ ⇨MTR-NO NZ200000, 2G262739 MTR-NO NZ200001⇨, 2G262740⇨	1A0685 2A0710
1.6	10/86-10/91	PN, RF	51-53	1595	RR1003 RR1003K1	ALT, (AC) PS ALT, (PS) ALT AC	1A0630 1A0730 1A0865 1A0950 3A0950
	01/84-07/92	ABN, EZ	55	1595	RR1003 RR1003K1	ALT, (AC) PS ALT, (PS) ALT, ⇨07/1985 ALT, 07/1985⇨ AC CA CA	1A0630 1A0730 1A0865 1A0940 1A0950 3A0950
1.6 D, 1.6 TD	01/84-10/91	JP, JR, RA, SB, 1V	40-59	1588	RR1002 RR1002K1	ALT, ⇨CH-NO F350000, (AC) ALT, (AC), CH-NO F350001⇨ PS ALT AC	1A0685 1A0700 1A0735 2A0950 3A0950
1.8	01/84-10/91	EV, GX, GU, PB	66-82	1781	RR1003 RR1003K1	ALT, (AC) PS ALT, (PS) ALT, ⇨07/1985 ALT, 07/1985⇨ AC	1A0630 1A0730 1A0865 1A0940 1A0950 3A0950
	01/85-07/88	RV, HT	77	1781	RR1003 RR1003K1	ALT, (AC) PS ALT, (PS), (-AC) ALT, (-PS), (-AC), ⇨07/1985 ALT, (-PS), (-AC), 07/1985⇨ AC CA CA	1A0625 1A0730 1A0865 1A0940 1A0950 3A0950
1.8 Syncro	08/87-07/88	RH	62	1781	RR1003 RR1003K1	PS ALT, (-PS) ALT, (PS) AC CA CA	1A0730 1A0950 2A0866 3A0950
1.8 16V	08/86-10/91	KR; PL	95-102	1781	RR1210	ALT, (AC) PS ALT, (PS) ALT, ⇨08/1987 ALT, 08/1987⇨ AC	1A0630 1A0730 1A0865 1A0940 1A0950 3A0950
1.8, 1.8 KAT, 1.8 Syncro	08/86-01/90	GX, PF, RH, RP	62-79	1781	RR1003 RR1003K1	ALT, (AC) PS ALT, (PS) ALT AC	1A0630 1A0730 1A0865 1A0950 3A0950
1.8, 1.8 Syncro	08/85-07/91	1P, RD	72-79	1781		ALT, (AC) PS ALT, (PS)	1A0630 1A0730 1A0865





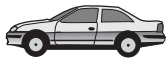
					RO-DRIVE™		ROFAN™
<b>VW</b>							
<b>JETTA II (19E, 1G2)</b>							
						ALT AC	1A0950 3A0950
					<b>RR1003</b>		
2.0	08/89-07/92	9A	100	1984		ALT, (PS), (AC) PS ALT, (PS), (-AC) ALT, (-PS), (-AC) AC	1A0630 1A0730 1A0865 1A0950 3A0950
					<b>RR1210 RR1210K1</b>	CA CA	
<b>JETTA III (1K2)</b>							
1.4 TSI	07/06- 05/07-	BMV, BLG CAXA	103-125 90	1390 1390		ALT, (AC) ALT, (-AC) ALT, (AC)	6K1698 6K1090 6K1733
	07/08-	CAVD	118	1390		ALT, (-AC) ALT, (AC)	6K1600 6K1698
1.6	10/05-	CCSA, BSF, BSE	75	1595	<b>RR1187 RR1187K1</b>	ALT, (AC) CA, MTR-CODE BSE, BSF CA, MTR-CODE BSE, BSF	6K1045
1.6 FSI	09/05-	BLF	85	1598		ALT, PS, AC	6K1733
1.9 TDI	08/05-	BKC, BXE, BLS	77	1896	<b>RR1107 RR1107K3</b>	ALT, (AC) CA, WP CA, WP	6K1050
2.0 FSI	08/05-	BVY, BLY, BLR, BVZ	110	1984	<b>RR1061</b>	ALT, (AC) MTR-CODE BLY, BLR, BWA	6K1045
2.0 TDI	09/05-	CBDA, AZV	100	1968	<b>RR1087 RR1479</b>	MTR-CODE AZV, ALT MTR-CODE CBDA, ALT MTR-CODE AZV, CA MTR-CODE CBDA, CA	6K1050 6K1070
	10/05-	BMM	103	1968	<b>RR1107 RR1107K3</b>	ALT, PS, (AC) CA, WP CA, WP	6K1050
	10/06-	BMN	125	1968	<b>RR1087</b>	MTR-CODE BMN, ALT, PS, (AC) MTR-CODE BMN, CA, WP	6K1050
2.0 TDI 16V	08/05-	CBEA	103	1968	<b>RR1087 RR1479</b>	MTR-CODE AZV, BKD, ALT, (-AC) MTR-CODE AZV, BKD, ALT, (AC) MTR-CODE CBEA, ALT, (AC) MTR-CODE AZV, BKD, CA, WP MTR-CODE CBEA, CA, WP	6K0948 6K1050 6K1070
2.0 TFSI	10/05-	BPY, CCTA, BWA	147	1984	<b>RR1061</b>	MTR-CODE BWA, BPY, ALT, (AC) MTR-CODE CCTA, ALT MTR-CODE BWA, BPY, CA	6K1054 6K1120
2.5 FSI	01/06-	BTK, CBTA, CCCA	110-125	2480		ALT, (-AC) ALT, (AC)	5K0925 5K1060
<b>KAEFER</b>							
1600	05/73-09/92	ACD, AF	34	1584		ALT	2A0912
<b>LT 28-35 I (281-363)</b>							
2.4 D	12/78-06/96	ACT, CP, DV, DW, 1G, 1S	51-75	2383	<b>RR1324 RR1324K1 RR1367</b>	ALT, CH-NO 28G016822⇔ ALT, ⇔CH-NO 28G016821 VACP PS AC MTR-CODE 1S INJP	1A0800 1A0813 1A1025 3A0800 3A0875
2.4 TD	08/88-08/92	1G	68	2383	<b>RR1324 RR1324K1 RR1367</b>	ALT, CH-NO 28G016822⇔ ALT, ⇔CH-NO 28G016821 VACP PS AC INJP	1A0800 1A0813 1A1025 3A0800 3A0875
	06/92-06/96	ACL	70	2383	<b>RR1367</b>	ALT, CH-NO 28G016822⇔ VACP PS AC INJP	1A0800 1A0813 1A1025 3A0800 3A0875
2.4 TD Syncro	12/82-09/93 08/92-04/96	DV ACL	75 70	2383 2384	<b>RR1324K1 RR1367</b>	ALT PS AC INJP	1A0800 3A0800 3A0875
2.4, 2.4 i	12/82-06/96	DL, 1E	66-69	2383		ALT, CH-NO 28G016822⇔ ALT, ⇔CH-NO 28G016821 VACP PS	1A0800 1A0813 1A1025 3A0800





VW							
<b>LT 28-35 I (281-363)</b>							
					RR1335	AC CH-NO 28F000001⇒	3A0875
<b>LT 28-35 II (2DM)</b>							
2.3	05/96-07/06	AGL	105	2295		ALT, WP, PS ALT, WP, AC, PS	6K2115 6K2215
2.5 SDI	07/96-07/06	AGX	55	2461		ALT, (-AC), CH-NO 2D-Y-009 087⇒ ALT, (-AC), ⇒CH-NO 2D-Y-009 086 ALT, 2.GEN, 08/2003⇒ ALT, 2.GEN, ⇒08/2003 ALT, (AC) ALT, 2.HYDP, CH-NO 2D-Y-009 206⇒ ALT, 2.HYDP, ⇒CH-NO 2D-Y-009 205	6K1715 6K1750 6K2080 6K2120 6K2145 6K2145 6K2170
					RR1169 RR1169K2 RR1184 RR1184K1	CA CA INJP INJP	
2.5 TDI	06/96-08/99	AHD	75	2461		ALT, (-AC), CH-NO 2D-Y-009 087⇒ ALT, (-AC), ⇒CH-NO 2D-Y-009 086 ALT, 2.GEN, ⇒08/2003 ALT, (AC) ALT, 2.HYDP, CH-NO 2D-Y-009 206⇒ ALT, 2.HYDP, ⇒CH-NO 2D-Y-009 205	6K1715 6K1750 6K2120 6K2145 6K2145 6K2170
					RR1169 RR1169K4 RR1184 RR1184K1	CA CA INJP INJP	
	05/99-07/06	APA, AVR, ANJ	66-80	2461		ALT, (-AC), CH-NO 2D-Y-009 087⇒ ALT, (-AC), ⇒CH-NO 2D-Y-009 086 ALT, 2.GEN, 08/2003⇒ ALT, 2.GEN, ⇒08/2003 ALT, (AC) ALT, 2.HYDP, CH-NO 2D-Y-009 206⇒ ALT, 2.HYDP, ⇒CH-NO 2D-Y-009 205	6K1715 6K1750 6K2080 6K2120 6K2145 6K2145 6K2170
					RR1169 RR1169K4 RR1184 RR1184K1	CA CA INJP INJP	
	05/01-07/06	BBE, BBF	61-70	2461		ALT, (-AC), CH-NO 2D-Y-009 087⇒ ALT, (-AC), ⇒CH-NO 2D-Y-009 086 ALT, 2.GEN ALT, (AC) ALT, 2.HYDP, CH-NO 2D-Y-009 206⇒ ALT, 2.HYDP, ⇒CH-NO 2D-Y-009 205	6K1715 6K1750 6K2080 6K2145 6K2145 6K2170
					RR1169 RR1169K4 RR1184 RR1184K1	CA CA INJP INJP	
2.8 TDI	06/97-12/98	AGK	92	2799		PS ALT, (-AC) 2.GEN, HYDP, (2xALT) ALT, AC	1A0900 6K1642 6K2000 6K2120
	01/99-07/06	ATA	96	2799		ALT, (-AC) 2.GEN, HYDP, (2xALT) ALT, AC	6K1642 6K2000 6K2120
	04/02-07/06	BCQ, AUH	116	2799		MTR-CODE AUH, BCQ, ALT, (-AC) MTR-CODE AUH, BCQ, ALT, (AC)	6K1685 6K2155
<b>LT 40-55 I (291-512)</b>							
2.4 D	12/78-07/92	DW, CP	55	2383		ALT, ⇒CH-NO 28-G-016821 ALT, CH-NO 28-G-016822⇒ PS AC CA CA INJP	1A0813 2A0790 3A0800 3A0865
					RR1324 RR1324K1 RR1367		
2.4 D, 2.4 D 4WD, 2.4 TD, 2.4 TD 4WD	01/79-06/96	ACT, DV, DW, 1G, 1S	51-75	2383	RR1324K1	MTR-CODE 1S	
2.4 TD	08/92-06/96	ACL	70	2383		ALT, CH-NO 28G016822⇒  VACP PS AC INJP	1A0800 1A0813 1A1025 3A0800 3A0875
					RR1367		
2.4 TD Syncro	08/92-04/96	ACL	70	2384		ALT PS AC INJP	1A0800 3A0800 3A0875
					RR1367		
<b>LUPO (6X1, 6E1)</b>							
1.0	09/98-07/05	ALD, ANV, AER,	37	999		ALT, (-PS), (-AC), MTR-CODE AER,	6K0751





RO-DRIVE™



ROFAN™

**VW**

**LUPO (6X1, 6E1)**

		AHT, ALL, AUC				AUC, ALL, ALD, ANV ALT, (PS), (-AC), MTR-CODE AER, 6K1070 AUC, ALL, ALD, ANV ALT, (PS), (AC), MTR-CODE AER, AUC, 6K1125 ALL, ALD, ANV ALT, (PS), (-AC), MTR-CODE AHT 6K1520 ALT, (PS), (AC), MTR-CODE AHT 6K1880 CA, MTR-CODE AER, ALL, ALD, ANV, AUC CA, MTR-CODE AER, ALL, ANV, ALD, AUC, CH-NO 6X-Y-060 001⇨ CA, MTR-CODE AER, ALL, ALD, ANV, AUC, ⇨CH-NO 6X-Y-060 000	
1.2 TDI 3L	07/99-07/05	ANY, AYZ	45	1191		ALT, PS, (-AC) ALT, PS, (AC)	6K0858 6K0995
1.4	10/00-07/05	AUD	44	1390		ALT, (-PS), (-AC) ALT, (PS), (-AC) ALT, (PS), (AC)	6K0751 6K1070 6K1125
					RR1020 RR1020K1 RR1020K2	CA CA	
1.4 16V	09/98-07/05	AKQ, AHW, APE, AUA, BBY	55	1390		ALT, (PS), (-AC) ALT, (PS), (AC) CA CA	6K1070 6K1125
					RR1156(SET) RR1156K1 RR1156K1 RR1156K1 RR1156K2 RR1156K2	CA, MTR-CODE AHW, MTR-NO 164201⇨ MTR-CODE AKQ, CA, MTR-NO 241245⇨ MTR-CODE APE, AUA, BBY, CA CA, MTR-CODE AHW, ⇨MTR-NO 164200 MTR-CODE AKQ, CA, ⇨MTR-NO 241244	
	08/99-07/05	AFK, AQQ, ANM, AUB	74	1390		ALT, (PS), (-AC) ALT, (PS), (AC) CA CA	6K1070 6K1125
					RR1156(SET) RR1156K1	CA CA	
1.4 FSI	02/01-07/05	ARR	77	1390		ALT, (-AC) CA CA	6K0745
					RR1156(SET) RR1156K1	CA CA	
1.4 TDI	01/99-07/05	AMF	55	1422		ALT, PS, (AC) ALT, PS, (-AC) CA, WP CA, WP, MTR-NO 011 495⇨, ⇨CH-NO 6X-2-015 000 CA, WP, CH-NO 6X-2-015 001⇨ CA, WP, ⇨MTR-NO 011 494	6DK1188 6K1120
					RR1107 RR1107K2 RR1107K3 RR1107K4	CA CA CA CA	
1.6 GTI	09/00-07/05	AVY	92	1598		ALT, PS ALT, PS, AC CA CA	6K1070 6K1153
					RR1156(SET) RR1156K1	CA CA	
1.7 SDI	09/98-07/05	AKU	44	1716		ALT, PS	5K1219
					RR1119 RR1119K1 RR1119K2	CA CA CA	

**MULTIVAN V (7HM, 7HF)**

1.9 TDI	04/03-	AXB	77	1896		ALT, PS, (AC), ⇨CH-NO 7H-6H079 890 ALT, PS, (AC), ⇨CH-NO 7H-6X022 356 ALT, PS, (AC), CH-NO 7H-6H079 891⇨ ALT, PS, (AC), CH-NO 7H-6X022 357⇨ ALT, PS, (-AC), ⇨CH-NO 7H-6H079 890 ALT, PS, (-AC), ⇨CH-NO 7H-6X022 356 ALT, PS, (-AC), CH-NO 7H-6H079 891⇨ ALT, PS, (-AC), CH-NO 7H-6X022 357⇨ CA, WP CA, WP	6DK1195 6DK1195 6DK1215 6DK1215 6K1120 6K1120 6K1138 6K1138
					RR1107 RR1107K3	CA CA	
	06/06-	BRS	75	1896		ALT, (AC), CH-NO 7J-6-000 001⇨, 7H-6-000 001⇨, ⇨CH-NO 7J-6-050 000, 7H-6-200 000 ALT, (-AC), CH-NO 7J-6-000 001⇨, 7H-6-000 001⇨, ⇨CH-NO 7J-6-050 000, 7H-6-200 000 CA, WP CA, WP	6DK1215 6K1138
					RR1107 RR1107K3	CA CA	
	01/06-	BRR	62	1896		ALT, (-AC) ALT, (AC) CA CA	6K1138 6K1217
					RR1107 RR1107K3	CA CA	
2.0	11/03-	AXA	85	1984		ALT, PS, AC	6DK1195



VW



RO-DRIVE™



ROFAN™

## VW

### MULTIVAN V (7HM, 7HF)

					RR1187 RR1187K1	ALT, PS CA CA	6K1120
2.0 TDI, 2.0 BiTDI, 2.0 TDI 4motion, 2.0 BiTDI 4motion	09/09-	CAAA, CAAB, CAAC, CFCA	62-132	1968		MTR-CODE CAAA, CAAB, CAAC, CCHA, CFCA, ALT, (-AC) MTR-CODE CAAA, CAAB, CAAC, CCHA, CFCA, ALT, (AC)	6K1080 6K1555
3.2 V6, 3.2 V6 4motion	02/04-	BDL, BKK, CFLA	170-173	3189	RR1480	MTR-CODE CAAA, CAAB, CAAC, CCHA, CFCA, CA ALT, PS, (AC)	6DK1320

### NEW BEETLE (9C1, 1C1)

1.4	11/01-	BCA	55	1390		ALT, PS ALT, PS, AC, MTR-CODE BCA, CH-NO 9C-2-610158⇨ ALT, PS, AC, MTR-CODE BCA, ⇨CH-NO 9C-2-610157	6K1080 6K1153 6K1548
					RR1156(SET) RR1156K1	CA CA	
1.6	10/99-	AWH, BFS, AYD	74	1595		ALT, PS, (AC) ALT, PS, (-AC)	6DK1195 6K1120
					RR1187 RR1187K1	CA CA	
1.8 T	10/99-	AGU, AVC, AWV, APH, BKF, AWU	110	1781		ALT, PS, (AC) ALT, PS, (-AC)	6DK1195 6K1120
					RR1186 RR1186K4 RR1186K5	MTR-CODE APH, ⇨MTR-NO 028 500, MTR-CODE AVC, ⇨MTR-NO 003 000 MTR-CODE APH, MTR-NO 028 501⇨, MTR-CODE AVC, MTR-NO 003 001⇨, MTR-CODE AWU,AWV	
	11/01-06/05	BNU, AWP	132	1781		ALT, PS, (AC)	6DK1195
					RR1186 RR1186K5	CA CA	
1.9 TDI	01/98-06/04	ALH	66	1896		ALT, PS ALT, PS, AC CA, MTR-CODE ALH, MTR-NO 500001⇨ MTR-NO 500 001⇨ CA, MTR-CODE ALH, ⇨MTR-NO 500000 ⇨MTR-NO 500 000	6K0906 6K1660
					RR1094 RR1094K1 RR1164 RR1164K1		
	02/01-	ATD, BEW, BSW	74-77	1896		ALT, PS, (AC) ALT, PS, (-AC) MTR-CODE ATD, BEW, CA, WP MTR-CODE ATD, CA, WP, ⇨CH-NO 9C-2-613 920 MTR-CODE ATD, CA, WP, CH-NO 9C-2-613 921⇨ MTR-CODE BEW, CA, WP	6DK1195 6K1120
					RR1107 RR1107K2 RR1107K3 RR1107K3		
2.0	01/98-	AQY, AEG, BER, BEJ, BHP, CBPA, AZJ, AVH	85	1984		ALT, (AC) ALT, (-AC)	6DK1195 6K1120
					RR1187 RR1187K1	CA CA	
2.3 V5 RSI 3.2 (1C9)	10/00- 04/00-05/01	AQN AXJ	125 165	2324 3188		ALT, (AC) ALT	6DK1320 6DK1320

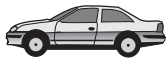
### NEW BEETLE Cabriolet (1Y7)

1.4	01/03-	BCA	55	1390		ALT, PS ALT, PS, AC	6K1080 6K1153
					RR1156(SET) RR1156K1	CA CA	
1.6	01/03-	BFS	75	1595		ALT, PS, (AC) ALT, PS, (-AC)	6DK1195 6K1120
					RR1187		
1.8 T	01/03-	AWV, BKF, AWU	110	1781		ALT, PS, AC ALT, PS, (-AC)	6DK1195 6K1120
					RR1186 RR1186K5		
1.9 TDI	06/03-	AXR, BSW	74-77	1896		ALT, PS, (AC) ALT, PS, (-AC) CA, WP CA, WP	6DK1195 6K1120
					RR1107 RR1107K3		
2.0	09/02-	AZJ, BEV	85	1984		ALT, PS, (AC) ALT, PS, (-AC)	6DK1195 6K1120
					RR1187 RR1187K1	CA CA	

### PASSAT (32B)

1.3	08/80-07/86	FZ	44	1272		ALT, ⇨07/1981	1A0685
-----	-------------	----	----	------	--	---------------	--------





RO-DRIVE™



ROFAN™

**VW**

**PASSAT (32B)**

						ALT, 08/1981⇒, ⇒07/1983 ALT, 08/1983⇒, ⇒07/1985 ALT, 08/1985⇒ CA, MTR-CODE EP, EU CA, MTR-CODE FY, FZ	1A0695 1A0940 1A0950
1.6	08/80-03/88	DT, PP, RL, WV, YN	51-55	1595	RR1003 RR1008	PS, ⇒CH-NO 32G275000 PS, CH-NO 32G275001⇒ ALT, ⇒07/1985 ALT, 08/1985⇒ AC, CH-NO 32F300001⇒ AC, ⇒CH-NO 32F299999	1A0763 1A0850 1A0940 1A0950 3A0800 3A0825
1.6 D	08/80-03/88	CR, JK	40	1588	RR1003 RR1003K1	WP ALT ALT, (AC) PS AC, CH-NO 31M200001⇒ AC, ⇒CH-NO 31M200000	1A0617 1A0735 1A0763 1A0800 3A0800 3A0825
1.6 TD	04/82-03/88	CY, RA	51-59	1588	RR1002 RR1002K1	WP ALT ALT, (AC) PS AC, CH-NO 31M200001⇒ AC, ⇒CH-NO 31M200000	1A0617 1A0735 1A0775 1A0800 3A0800 3A0825
1.8	01/83-03/88	DS, JN, JV, RM	66	1781	RR1003 RR1003K1	PS, ⇒CH-NO 32G275000 PS, CH-NO 32G275001⇒ ALT, ⇒07/1985 ALT, 08/1985⇒ AC, CH-NO 32F300001⇒ AC, ⇒CH-NO 32F299999	1A0763 1A0850 1A0940 1A0950 3A0800 3A0825
1.9 D	04/88-07/91	1Z	66	1896	RR1211 RR1211K2 RR1211K3	PS, (-AC) PS, WP, (AC) ALT, (-AC) ALT, (AC) CA CA, MTR-CODE 1Z, ⇒MTR-NO 289 575 CA, MTR-CODE 1Z, MTR-NO 289 576⇒	2A0730 2A0790 6K1045 6K1145
2.0	08/83-03/88	JS	85	1994	RR1355 RR1369	ALT, ⇒CH-NO 32F300000 ALT, CH-NO 32F300001⇒ ALT, (AC) AC PS 08/1984⇒ ⇒07/1984	1A0800 1A0825 1A0850 3A1000 3A1000
2.2	08/85-03/88	KX, KV, JT	85	2226	RR1355	ALT, ⇒CH-NO 32F300000 ALT, CH-NO 32F300001⇒ ALT, (AC) AC PS	1A0800 1A0825 1A0850 3A1000 3A1000
<b>PASSAT (3A2, 3A5, 35I)</b>							
1.6	02/88-09/91	EZ, 1F	53-55	1595	RR1003 RR1003K1	ALT, (AC), (PS) PS ALT ALT, (PS) AC	1A0630 1A0730 1A0950 2A0866 3A0950
	07/94-08/96	AEK, AFT	74	1595	RR1003 RR1003K1	PS, (-AC) PS, (AC) ALT, (-AC) ALT, (-AC), ⇒CH-NO 3A-T-011 389, TP ALT, (-AC), CH-NO 3A-T-011 390⇒, TP ALT, (AC) CA CA	2A0685 2A0755 6K0894 6K0976 6K1030 6K1153
1.6 TD	08/88-09/93	SB, RA	59	1588		ALT, (AC) PS, ⇒CH-NO 31M200000 ALT PS, CH-NO 31M200001⇒ AC	1A0695 1A0740 1A0965 2A0650 3A0950



VW



RO-DRIVE™



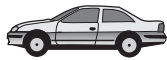
ROFAN™

**VW**

PASSAT (3A2, 3A5, 35I)

1.8	02/88-05/97	AAM, ABS, ADZ, PB, PR, PF	55-82	1781	RR1002 RR1002K1	ALT, ⇨CH-NO 31-P-200 000, (AC), (PS) PS, ⇨CH-NO 31-P-200 000 ALT, ⇨CH-NO 31-P-200 000 PS, CH-NO 31-P-200 001⇨ PS, CH-NO 31-P-200 001⇨, (AC) ALT, ⇨CH-NO 31-P-200 000, (PS) AC, ⇨CH-NO 31-P-200 000 ALT, (-AC), CH-NO 31-P-200 001⇨ ALT, (-AC), (TP), CH-NO 31-P-200 001⇨ ALT, (AC), CH-NO 31-P-200 001⇨	1A0630 1A0730 1A0950 2A0685 2A0755 2A0866 3A0950 6K0894 6K0976 6K1153
1.8 16V	04/88-09/93	KR	100-102	1781	RR1003 RR1003K1 RR1228 RR1228K1	CA, ⇨07/1994 CA, ⇨07/1994 CA, 08/1994⇨ CA, 08/1994⇨	1A0630 1A0730 1A0950 3A0950
1.8 G60 Syncro	08/88-08/96	PG	118	1781	RR1210 RR1210K1	ALT, (PS), (AC) PS ALT, (PS), (-AC) AC CA CA	1A0666 1A0735 6K1653 6K1760
1.9 D	05/89-10/93	1Y	50	1896	RR1003 RR1003K1	PS PS, (AC) ALT ALT, AC	1A0695 1A0740 1A0965 2A0650 2A0730 2A0790 3A0950 6K0923 6K1045 6K1145
1.9 TD	03/91-05/97	AAZ	55	1896	RR1211 RR1211K1 RR1211K4	ALT, ⇨CH-NO 31-NE-160 000, (AC) PS, ⇨CH-NO 31-M-200 000 ALT, ⇨CH-NO 31-NE-160 000 PS, CH-NO 31-M-200 001⇨, ⇨CH-NO 31-NE-160 000 PS, CH-NO 31-NE-160 001⇨ PS, CH-NO 31-NE-160 001⇨, (AC) AC, ⇨CH-NO 31-NE-160 000 ALT, (-AC), CH-NO 31-NE-160 001⇨ ALT, (-AC), (TP), CH-NO 31-NE-160 001⇨ ALT, (AC), CH-NO 31-NE-160 001⇨ CA CA	2A0730 2A0790 6K0923 6K1045 6K1145
1.9 TDI	10/93-05/97	1Z, AHU	66	1896	RR1211 RR1211K2 RR1211K3 RR1211K3	PS, (-AC) PS, WP, (AC) ALT, (-AC) ALT, (AC) CA CA, MTR-CODE 1Z, ⇨MTR-NO 289 575 CA, MTR-CODE 1Z, MTR-NO 289 576⇨ CA, MTR-CODE AHU	2A0730 2A0790 6K1045 6K1145
	03/96-05/97	AFN	81	1896	RR1211 RR1211K3	PS, (-AC) PS, WP, (AC) ALT, (-AC) ALT, (AC) CA CA	2A0730 2A0790 6K1045 6K1145
2.0	03/95-08/96	AEP	79	1984	RR1371 RR1371K2 RR1371	PS, (-AC) WP, PS, (AC) ALT, (-AC) ALT, AC, 120 A, ⇨CH-NO 3A-T-011389 PS, (-AC) WP, PS, (AC) ALT, (-AC) ALT, AC, 120 A, ⇨CH-NO 3A-T-011389	2A0685 2A0755 6K0894 6K0976 2A0685 2A0755 6K0894 6K0976





RO-DRIVE™



ROFAN™

## VW

### PASSAT (3A2, 3A5, 35I)

	10/93-10/96	AGG, ADY, 2E	85	1984	RR1371K2	ALT, ⇨CH-NO 31P200000, (AC), (PS) PS, ⇨CH-NO 31P200000 ALT, ⇨CH-NO 31P200000 PS, CH-NO 31P200001⇨ PS, CH-NO 31P200001⇨, (AC) ALT, ⇨CH-NO 31P200000, (PS) AC, ⇨CH-NO 31P200000 ALT, CH-NO 31P200001⇨ ALT, (TP), CH-NO 31P200001⇨ ALT, AC, CH-NO 31P200001⇨	1A0630 1A0730 1A0950 2A0685 2A0755 2A0866 3A0950 6K0894 6K0976 6K1153
2.0 16V	08/88-09/93	9A	100	1984	RR1371 RR1371K2	CA CA	
	01/94-05/97	ABF	110	1984	RR1210 RR1210K1	ALT, (PS), (AC) PS ALT, (PS), (-AC) ALT, (-PS), (-AC) AC	1A0630 1A0730 1A0865 1A0950 3A0950
	01/94-05/97	ABF	110	1984	RR1207	PS, (-AC) PS, (AC) ALT, (TP) ALT, AC CA	2A0685 2A0755 6K0976 6K1153
2.8 VR6	06/91-08/96	AAA	128	2792		ALT, PS, AC	7DK1360
2.9 VR6 Syncro	01/94-05/97	ABV	135	2861		ALT, PS, AC	7DK1360

### PASSAT (3B2, 3B5)

1.6	10/96-11/00	AHL, ARM, ANA, ADP	74	1595	RR1187 RR1187K1 RR1228 RR1228K2	AC ALT, PS, FAN, (VISCO) CA, MTR-CODE AHL, ANA, ARM CA, MTR-CODE AHL, ANA, ARM CA, MTR-CODE ADP CA, MTR-CODE ADP	4K0855 5K1300
1.8, 1.8 T	06/97-11/00	AEB, APU, ANB	110	1781	RR1181 RR1181K1 RR1227	AC ALT, PS, (VISCO) (HYDR) (THERMO)	4K0855 5K1300
1.9 TDI	10/96-11/00	AHU, AHH, AFN, AVG	66	1896	RR1165 RR1165K1 RR1211 RR1211K3	AC ALT, PS CA, MTR-CODE AHH CA, MTR-CODE AHH CA, MTR-CODE AHU CA, MTR-CODE AHU	4K0855 5K1592
	08/98-11/00	ATJ, AJM, AVB	85	1896	RR1107 RR1107K2 RR1107K2 RR1107K4	AC ALT, PS CA, MTR-CODE ATJ, AJM CA, MTR-CODE ATJ CA, MTR-CODE AJM, CH-NO 185 671⇨ CA, MTR-CODE AJM, ⇨MTR-NO 185 670	4K0855 5K1432
2.3 VR5	10/96-11/00	AGZ	110	2324		ALT, PS, WP, (VISCO)	6K1660
2.5 TDI	07/98-11/00	AFB, AKN	110	2496	RR1113 RR1113K1 RR1116 RR1116K2 RR1141 RR1141K1	AC ALT INJP INJP CA CA CA CA	4K1237 6K2404
2.8 Syncro	08/96-11/00	AGE	132	2771	RR1180 RR1180K2	ALT, (-AC) ALT, (AC) CA CA	6K1760 6K1880

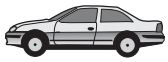
### PASSAT (3B3, 3B6)

1.6	11/00-05/05	ALZ	75	1595	RR1187 RR1187K1	AC ALT, PS CA CA	4K0855 5K1300
1.8 4motion	03/01-05/05	AWM	125	1781	RR1186 RR1186K2	AC ALT, PS, FAN CA CA	4K0855 5K1300
1.9 TDI	11/00-05/05	AVB, AVF, AWX	96	1896	RR1107 RR1107K2	AC ALT, PS MTR-CODE AVF, AWX, CA, WP MTR-CODE AVF, AWX, CA, WP,	4K0855 5K1432



VW





RO-DRIVE™



ROFAN™

**VW**








**PASSAT (3B3, 3B6)**

					<b>RR1107K3</b>	⇒CH-NO 3B-2-500 000, ⇒MODEL'02 MTR-CODE AVF, AWW, CA, WP, CH-NO 3B-3-000 001⇒, MODEL'03⇒	
2.0	11/00-05/05	AZM, BFF	85	1984	<b>RR1187</b> <b>RR1187K1</b>	AC ALT, PS CA CA	<b>4K0855</b> <b>5K1300</b>
	11/01-05/05	ALT	96	1984	<b>RR1186</b> <b>RR1186K2</b>	AC ALT, PS	<b>4K0855</b> <b>5K1300</b>
2.0 TDI	12/03-05/05	BGW	100	1968	<b>RR1107</b> <b>RR1107K3</b>	AC ALT, PS MTR-CODE BGW	<b>4K0855</b> <b>5K1432</b>
2.3 V5, 2.3 VR5	11/00-05/05	AZX	125	2324		ALT, PS	<b>6K1660</b>
2.5 TDI	11/00-05/05	AKN, AFB	110	2496	<b>RR1113</b> <b>RR1113K1</b> <b>RR1116</b> <b>RR1116K2</b> <b>RR1141</b> <b>RR1141K1</b>	AC ALT INJP, MTR-CODE AFB, AKN INJP, MTR-CODE AFB, AKN CA CA CA, MTR-CODE AFB, AKN CA, MTR-CODE AFB, AKN	<b>4K1237</b> <b>6K2404</b>
	01/03-05/05	BDG, BDH, BAU	120	2496	<b>RR1113</b> <b>RR1113K1</b> <b>RR1116</b> <b>RR1116K2</b>	AC ALT INJP INJP CA CA	<b>4K1237</b> <b>6K2404</b>
2.8	05/02-05/03	AMX, ATQ	142	2771	<b>RR1180</b> <b>RR1180K2</b>	ALT, (-AC) ALT, (AC) CA CA	<b>6K1760</b> <b>6K1880</b>
2.8 4motion	11/00-05/05	ATQ, AMX	142	2771	<b>RR1180</b> <b>RR1180K2</b>		
4.0 W8 4motion	09/01-05/05	BDN	202	3999		ALT	<b>7DK2569</b>

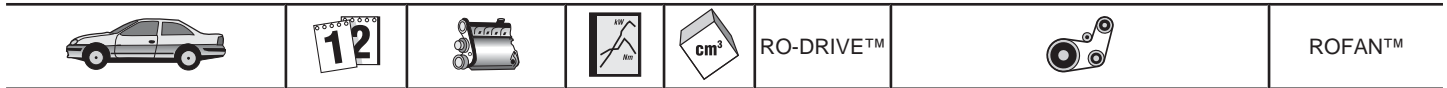
**PASSAT (3C2, 3C5)**

1.4 TSI	05/07-	CAXA	90	1390		ALT, (-AC) ALT, (AC)	<b>6K1090</b> <b>6K1733</b>
1.4 TSI EcoFuel	01/09-	CDGA	110	1390		ALT, (-AC) ALT, (AC)	<b>6K1600</b> <b>6K1698</b>
1.6	05/05-	BSF, BSE	75	1595	<b>RR1187</b> <b>RR1187K1</b>	ALT, AC CA CA	<b>6K1045</b>
1.6 FSI	03/05-	BLF	85	1598		ALT, PS, AC	<b>6K1733</b>
1.6 TDI	08/09-	CAYC	77	1598		MTR-CODE CAYC, ALT, (AC), 09 /2009⇒ MTR-CODE CAYC, ALT, (AC), ⇒08 /2009	<b>6K1070</b> <b>6K1138</b>
					<b>RR1480</b>	MTR-CODE CAYC, CA	
1.8 TSI	05/07-	CDAА, BZB	112-118	1798		ALT, (AC)	<b>6K1120</b>
1.9 TDI	03/05-	BLS, BKC, BXE	77	1896	<b>RR1107</b> <b>RR1107K3</b>	ALT, (AC) CA, WP CA, WP	<b>6K1050</b>
2.0 FSI	03/05-	BLY, BLX, BVX, BVZ, BLR	110	1984	<b>RR1061</b>	ALT, (AC) CA	<b>6K1045</b>
2.0 TDI	08/05-	CBAA, CBAB, CBBB, BMA, BKP	125	1968	<b>RR1087</b> <b>RR1479</b>	MTR-CODE BMR, ALT, (-AC) MTR-CODE BMR, ALT, (AC) MTR-CODE CBAA, CBAB, CBBB, ALT, (AC) MTR-CODE BMR, CA, WP MTR-CODE CBAA, CBAB, CBBB, CA, WP	<b>6K0948</b> <b>6K1050</b> <b>6K1070</b>
		BVE, BVD	90	1968	<b>RR1087</b>	MTR-CODE BVE, ALT, (-AC) MTR-CODE BVE, ALT, (AC) MTR-CODE BVE, CA, WP	<b>6K0948</b> <b>6K1050</b>
	03/05-	BMP	103	1968	<b>RR1107</b> <b>RR1107K3</b>	ALT, AC CA, WP CA, WP	<b>6K1050</b>
	08/05-	BUZ	120	1968	<b>RR1087</b>	MTR-CODE BUZ, ALT, (AC) MTR-CODE BUZ, CA, WP	<b>6K1050</b>
	11/05-05/06	BWV	88	1968	<b>RR1087</b>	MTR-CODE BWV, ALT, (AC) MTR-CODE BWV, CA, WP	<b>6K1050</b>
	11/08-	CBAC, CBDC	81-125	1968	<b>RR1479</b>	MTR-CODE CBAA, CBAB, CBBB, ALT, (AC) MTR-CODE CBAA, CBAB, CBBB, CA, WP	<b>6K1070</b>



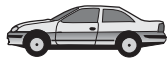
					RO-DRIVE™		ROFAN™
<b>VW</b>							
<b>PASSAT (3C2, 3C5)</b>							
 2.0 TDI 4motion	05/09-	CBBB	125	1968	RR1479	MTR-CODE CBAA, CBAB, CBBB, ALT, (AC) MTR-CODE CBAA, CBAB, CBBB, CA, WP	6K1070
2.0 TFSI	07/05-	CAWB, BPY, CBFA, CCZA, BWA, AXX, CCTA	147	1984	RR1061	MTR-CODE BPY, AXX, BWA, ALT, (AC) MTR-CODE CCTA, CCZA, CBFA, CAWB, ALT, (AC) MTR-CODE BPY, AXX, BWA, CA, WP	6K1054 6K1120
3.2 FSI	11/05-	AXZ	184	3168		ALT, CH-NO 3C-7-140 001⇔ ALT, ⇔CH-NO 3C-7-140 000	6K1610 6K1623
3.6 FSi	06/05-	BLV	206	3597		ALT, CH-NO 3C-7-140 001⇔ ALT, ⇔CH-NO 3C-7-140 000	6K1610 6K1623
3.6 R36 4motion	04/07-	BWS	220	3597		ALT	6K1610
<b>PASSAT CC</b>							
1.8 TSI	06/08-	CDAA, BZB	118	1798		ALT	6K1120
2.0 TDI	05/09-	CBAA, CBAB, CBAC	100-125	1968	RR1479	MTR-CODE CBAA, CBAB, CBAC, CBBB, ALT MTR-CODE CBAA, CBAB, CBAC, CBBB, CA	6K1070
2.0 TSI	06/08-	CCZA, CAWB	147	1984		ALT	6K1120
3.6 4motion	06/08-	BWS	220	3597		ALT	6K1610
<b>PHAETON (3D2)</b>							
3.0 V6 TDI 4motion	09/04- 06/07-	BMK CARA, CARB, CEXA	165 171-176	2967 2967		ALT, WP, AC, PS ALT	6K2475 6K2510
3.2 V6	04/02-	AYT, BKL	177	3189		ALT	7K1555
4.2 V8 4motion	05/03-	BGH, BGJ	246	4172	RR1180	ALT MTR-CODE BGH, BGJ, CA, WP	7K2535
6.0 W12 4motion	04/02-	BAN, BRN, BTT	309-331	5998		ALT	7DK2569
<b>POLO (6N1, 6NF)</b>							
1.9 SDI	07/96-12/99	AGD	47	1896	RR1119 RR1119K1 RR1119K2	ALT, PS	5K1219
100 1.4 16V	04/96-10/99	AFH	74	1390	RR1188	ALT, (-PS), (-AC) ALT, (PS), (-AC) ALT, (PS), (AC)	6K0751 6K1070 6K1125
120 1.6 16V GTI	09/98-10/99	AJV	88	1598	RR1156(SET) RR1156K1 RR1156K2	ALT, (-PS), (-AC) ALT, (PS), (-AC) ALT, (PS), (AC) CA CA, MTR-CODE AJV, MTR-NO 005 001⇔ CA, MTR-CODE AJV, ⇔MTR-NO 005 000	6K0751 6K1070 6K1125
45 1.0	10/94-09/96	AEV	33	1043	RR1230 RR1230K1	ALT, (-PS), (-AC) ALT, (PS), (-AC) ALT, (PS), (AC)	6K0751 6K1070 6K1125
50 1.0	09/96-10/99	ALL, AER	37	999	RR1020 RR1020K2	ALT, (-PS), (-AC) ALT, (PS), (-AC) ALT, (PS), (AC) CA CA	6K0751 6K1070 6K1125
55 1.3	10/94-07/95	ADX	40	1296	RR1020 RR1020K2	ALT, (-PS), (-AC) ALT, (PS), (-AC) ALT, (PS), (AC) CA CA	6K0751 6K1070 6K1125
55 1.4, 60 1.4, 1.4	07/95-12/99	AEX, AKV, APQ	40-44	1390	RR1020 RR1020K2	ALT, (-PS), (-AC) ALT, (PS), (-AC) ALT, (PS), (AC) CA CA	6K0751 6K1070 6K1125
60 1.7 SDI	04/97-10/99	AHG, AKU	42-44	1716	RR1119 RR1119K1 RR1119K2	ALT CA CA CA	5K1219
64 1.9 D	10/94-10/99	AEF	47	1896	RR1119 RR1119K1	ALT	5K1219
75 1.6	09/94-10/99	AEA, AEE	55	1598	RR1229 RR1229K1	ALT, (-PS), (-AC) ALT, (PS), (-AC) ALT, (PS), (AC) CA CA	6K0751 6K1070 6K1125





VW							
<b>POLO (6N2)</b>							
↔ 1.0	10/99-09/01	ALD, AUC	37	999		ALT, (-PS), (-AC) ALT, (PS), (-AC) ALT, (PS), (AC)	6K0751 6K1070 6K1125
					<b>RR1020</b> <b>RR1020K1</b> <b>RR1020K2</b>	CA, CH-NO 6N-Y-600 001⇔ CA, ⇔CH-NO 6N-Y-600 000	
1.2	04/01-10/01	AWY	40	1198		ALT, (-AC) ALT, (AC), CH-NO 9N-4D013 519⇔, 9N-4Y074 378⇔ ALT, (AC), ⇔CH-NO 9N-4D013 518, 9N-4Y074 377	6K1453 6K1873 ELAST 6K1880
1.4	10/99-09/01	AKK, AUD, AKP	40-44	1390		ALT, (-PS), (-AC) ALT, (PS), (-AC) ALT, (PS), (AC)	6K0751 6K1070 6K1125
					<b>RR1020</b> <b>RR1020K1</b> <b>RR1020K2</b>	CH-NO 6N-Y-600 001⇔ ⇔CH-NO 6N-Y-600 000	
1.4 16V	10/99-09/01	AHW, AUA, APE	55	1390		ALT, (-PS), (-AC) ALT, (PS), (-AC) ALT, (PS), (AC)	6K0751 6K1070 6K1125
					<b>RR1156(SET)</b> <b>RR1156K1</b>	CA CA, MTR-CODE AHW, MTR-NO 160 001⇔	
		AFK, AQQ, AUB	74	1390		ALT, (-PS), (-AC) ALT, (PS), (-AC) ALT, (PS), (AC)	6K0751 6K1070 6K1125
					<b>RR1156(SET)</b> <b>RR1156K1</b>	CA CA	
1.4 TDI	10/99-09/01	AMF	55	1422		ALT, PS, (AC) ALT, PS, (-AC) CA, WP CA, WP, MTR-NO 011 495⇔ CA, WP, ⇔MTR-NO 011 494	6DK1188 6K1120
					<b>RR1107</b> <b>RR1107K2</b> <b>RR1107K4</b>		
1.4 TDi	01/00-10/00	ATL	66	1422		ALT, (-AC) ALT, (AC) CA, WP CA, WP	6K0858 6K0995
					<b>RR1107</b> <b>RR1107K3</b>		
1.6 16V GTI	10/99-09/01	AVY, ARC/V6 EFI	92	1598		ALT, (-PS), (-AC) ALT, (PS), (-AC) ALT, (PS), (AC)	6K0751 6K1070 6K1125
					<b>RR1156(SET)</b> <b>RR1156K1</b>	CA CA	
1.7 SDI	10/99-09/01	AKU	44	1716			5K1219
					<b>RR1119</b> <b>RR1119K1</b> <b>RR1119K2</b>		
1.9 D	10/99-09/01	AEF	47	1896			5K1219
					<b>RR1119</b> <b>RR1119K1</b>		
1.9 SDI	10/99-09/01	AGD, ASX	47	1896			5K1219
					<b>RR1119</b> <b>RR1119K1</b> <b>RR1119K2</b>		
<b>POLO (6R_)</b>							
1.2	06/09-	CGPA, CGPB	44-51	1198		ALT, (-AC) ALT, (AC)	6K1453 6K1873 ELAST
1.2 TDI	10/09-		55	1199		MTR-CODE CFWA, ALT, (AC), 07 /2009⇔	6K1070
					<b>RR1480</b>	MTR-CODE CFWA, CA	
1.2 TSI	06/09-		77	1197		MTR-CODE CBZA, CBZB, ALT, (-AC) MTR-CODE CBZA, CBZB, ALT, (AC)	6K1432 6K1693
1.4	06/09-	CGGB	63	1390		ALT, (-AC) ALT, (AC)	6K0737 6K1080
1.6 TDI	06/09-	CAYA, CAYB, CAYC	55-77	1598		MTR-CODE CAYA, CAYB, CAYC, ALT, (AC), 07/2009⇔ MTR-CODE CAYA, CAYB, CAYC, ALT, (AC), ⇔06/2009	6K1070 6K1138
					<b>RR1480</b>	MTR-CODE CAYA, CAYB, CAYC, CA	
<b>POLO (9N_)</b>							
1.2	01/02-05/07	BMD, AWY	40	1198		ALT, (-AC) ALT, (AC), CH-NO 9N-4D013 519⇔, 9N-4Y074 378⇔ ALT, (AC), ⇔CH-NO 9N-4D013 518, 9N-4Y074 377	6K1453 6K1873 ELAST 6K1880
1.2 12V	10/01-07/07	AZQ, BME	47	1198		ALT, (-AC) ALT, (AC), CH-NO 9N-3D165 391⇔, 9N-3Y234 442⇔ ALT, (AC), ⇔CH-NO 9N-3D165 391,	6K1453 6K1873 ELAST 6K1880





RO-DRIVE™



ROFAN™

**VW**

**POLO (9N\_)**

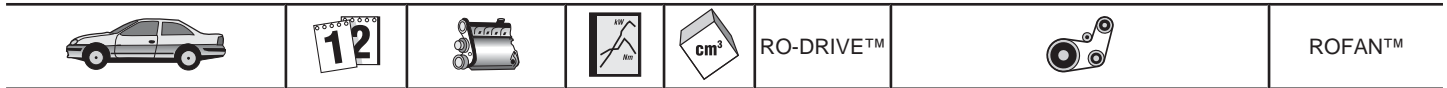
						9N-3Y234 442	
1.2, 1.2 12V	05/07-	BBM, BZG	44-51	1198		ALT, (-AC) ALT, (AC)	6K1460 6K1873 ELAST
1.4 16V	10/01-05/08	BBY, AUA, BKY	55	1390	RR1156(SET) RR1156K1 RR1156K1	ALT, (-AC) ALT, (AC) MTR-CODE BBY, BKY, AUA, CA MTR-CODE BBY, AUA, CA MTR-CODE BKY, CA, ⇨CH-NO 9N-6-300 000	6K0737 6K1080
		BBZ, AUB	74	1390	RR1156(SET) RR1156K1	ALT, (-AC) ALT, (AC)	6K0737 6K1080
	05/06-	BUD	59	1390	RR1156(SET)	ALT, (-AC) ALT, (AC) MTR-CODE BUD, CA	6K0737 6K1080
1.4 FSI	02/02-07/06	AXU	63	1390		ALT, (-AC) ALT, AC	6K1090 6K1733
1.4 TDI	10/01-06/05	AMF, BAY	55	1422	RR1107 RR1107K2 RR1107K3	ALT, (-AC) ALT, PS, (AC) CA, WP CA, WP, ⇨CH-NO 9N-2-050 000 CA, WP, CH-NO 9N-2-050 001⇨	6K0858 6K0995
	04/05-	BMS, BNV	59	1422	RR1107 RR1107K3	ALT, (-AC) ALT, (AC), MTR-CODE BNV ALT, (AC), MTR-CODE BMS CA, WP CA, WP	6K0820 6K0995 6K1180
		BNM, BWB	51	1422	RR1107 RR1107K3	ALT, (-AC) ALT, (AC), MTR-CODE BNM ALT, (AC), MTR-CODE BWB CA, WP CA, WP	6K0820 6K0995 6K1180
1.6 16V	05/06-	BTS	77	1598		ALT, (-AC), MTR-CODE BTS ALT, (AC), MTR-CODE BTS	6K1090 6K1733
1.8 GTI	09/05-	BJX, BBU	110	1781	RR1186	ALT, (-AC) ALT, (AC) CA	6K0923 6K1030
1.9 SDI	10/01-	ASY	47	1896	RR1094 RR1094K2 RR1164 RR1164K2	ALT, (-AC) ALT, (-AC) CA, MTR-NO 021 001⇨ CA, MTR-NO 021 001⇨ CA, ⇨MTR-NO 021 000 CA, ⇨MTR-NO 021 000	6K0780 6K1095
1.9 TDI	10/01-	AXR, BMT, ATD, BLT, ASZ	74	1896	RR1107 RR1107K3	MTR-CODE ATD, AXR, ALT, (-AC) MTR-CODE BMT, ALT, (-AC) MTR-CODE ATD, AXR, BMT, ALT, (AC) CA CA	6K0780 6K0820 6K1180
2.0	10/04-	BBX	85	1984	RR1187 RR1187K1	ALT, (-AC) ALT, (AC) CA CA	6K0923 6K1030

**POLO / POLO Coupe (86C, 86CF, 80)**

1.0	10/81-10/86	GL	29	1043	RR1008	ALT, CH-NO 86E0000000⇨ ALT, ⇨CH-NO 86D9999999 CA	1A0675 1A0695
	08/85-01/92	HZ	33	1043	RR1008 RR1021	ALT, CH-NO ...E-000 001⇨, ⇨08/1990 ALT, ⇨CH-NO ...D-200 000, ⇨08/1990 ALT, 09/1990⇨ CA, ⇨MTR-NO HZ786022 CA, MTR-NO HZ786023⇨	1A0675 1A0695 2A0710
	08/92-07/94	AAU	33	1043	RR1008 RR1021	CA, MTR-CODE AAU, ⇨MTR-NO 015867 CA, MTR-CODE AAU, MTR-NO 015868⇨	1A0675
1.0 KAT	08/89-09/94	AAU, ACM, AAK	33	1043	RR1008 RR1008 RR1021	ALT, ⇨CH-NO 80-MW162 419, 80-MP120 201 MTR-CODE AAK, CH-NO ...E-000 001⇨ ALT, MTR-CODE AAK, ⇨12/1990, ⇨CH-NO ...D-200 000 ALT, CH-NO 80-MW162 420⇨, 80-MP120 202⇨ CA, ⇨MTR-NO HZ786022, AAU015867 CA, MTR-CODE AAK CA, MTR-NO HZ786023⇨,	1A0675 1A0675 1A0695 2A0710



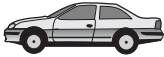





VW









**VW**

POLO / POLO Coupe (86C, 86CF, 80)						
						AAU015868⇨
1.1	10/81-09/89	HB	37	1093		ALT, CH-NO 86E0000000⇨ ALT, ⇨CH-NO 86D9999999 CA
					<b>RR1008</b>	<b>1A0675</b> <b>1A0695</b>
1.3	08/83-06/87	MH, HK	40	1272		ALT, CH-NO 86E0000000⇨ ALT, ⇨CH-NO 86D9999999 CA, MTR-CODE MH, HK
					<b>RR1008</b>	<b>1A0675</b> <b>1A0695</b>
	09/82-09/89	MH, GK, HK	40-55	1272		ALT, CH-NO 86E0000000⇨ ALT, ⇨CH-NO 86D9999999 CA
					<b>RR1008</b>	<b>1A0675</b> <b>1A0695</b>
		GK	55	1272		ALT, CH-NO 86E0000000⇨ ALT, ⇨CH-NO 86D9999999 CA
					<b>RR1008</b>	<b>1A0675</b> <b>1A0695</b>
					<b>RR1008</b>	ALT, CH-NO 86E0000000⇨ ALT, ⇨CH-NO 86D9999999 CA
					<b>RR1008</b>	<b>1A0675</b> <b>1A0695</b>
	08/92-07/94	AAV	40	1272		ALT CA
					<b>RR1021</b>	<b>2A0710</b>
1.3 KAT	07/87-09/94	AAV, NZ, 2G, MH	40	1272		ALT, CH-NO 86E0000000⇨ ALT, ⇨CH-NO 86D9999999 CA, ⇨MTR-NO HZ786022, NZ200000, 2G262739, 3F008526, AAU015867 CA, MTR-CODE MH
					<b>RR1008</b> <b>RR1008</b> <b>RR1021</b>	<b>1A0675</b> <b>1A0695</b>
					<b>RR1021</b>	CA, MTR-NO HZ786023⇨, NZ200001⇨, 2G262740⇨, 3F008527⇨, AAU015868⇨ CA, MTR-CODE AAV
		3F, NZ, 2G, AAV, MH	40-55	1272		ALT, CH-NO 86E0000000⇨, ⇨12/1990 ALT, ⇨CH-NO 86D9999999 ALT, 01/1991⇨ CA, ⇨MTR-NO NZ200000, 2G262739, HZ786022, 3F008526, AAU015867 CA, MTR-CODE MH
					<b>RR1008</b> <b>RR1008</b> <b>RR1021</b>	<b>1A0675</b> <b>1A0695</b> <b>2A0710</b>
					<b>RR1021</b>	CA, MTR-NO NZ200001⇨, 2G262740⇨, HZ786023⇨, 3F008527⇨, AAU015868⇨ CA, MTR-CODE AAV
1.3 D	08/86-07/90	MN	33	1272		ALT, CH-NO 86E0000000⇨ ALT, ⇨CH-NO 86D9999999 INJP
					<b>RR1420</b> <b>RR1429</b>	<b>1A0675</b> <b>1A0695</b>
1.3 G40	01/87-08/90	PY	85	1272		ALT, CH-NO 86E⇨ ALT, ⇨CH-NO 86D CA, ⇨MTR-NO PY002177 CA, MTR-NO PY002178⇨
					<b>RR1008</b> <b>RR1021</b>	<b>1A0675</b> <b>1A0700</b>
	08/90-09/94	PY	83	1272		CA, ⇨MTR-NO PY002177 CA, MTR-NO PY002178⇨
					<b>RR1008</b> <b>RR1021</b>	
1.4 D	10/90-09/94	1W	35	1398		ALT INJP
					<b>RR1420</b> <b>RR1429</b>	<b>2A0710</b>
POLO CLASSIC (6KV2)						
1.6	05/96-07/02	AFT	74	1595		PS, (-AC) PS, (AC) ALT, (-AC) ALT, (AC)
					<b>RR1187</b> <b>RR1187K1</b> <b>RR1228</b> <b>RR1228K1</b>	<b>2A0685</b> <b>2A0755</b> <b>6K0894</b> <b>6K1153</b>
						CA, MTR-CODE AEH, AKL, APF, AUR CA, MTR-CODE AEH, AKL, APF, AUR CA, MTR-CODE AFT CA, MTR-CODE AFT
100 1.6	12/95-09/01	AFT, AEH, AKL, AUR, APF	74	1595		PS, MTR-CODE AFT PS, (AC), MTR-CODE AFT ALT, (AC), MTR-CODE AKL, APF, AUR, AEH ALT, (-AC), MTR-CODE AFT ALT, (-AC), MTR-CODE AKL, APF, AUR, AEH ALT, (AC), MTR-CODE AFT
					<b>RR1187</b> <b>RR1187K1</b> <b>RR1228</b> <b>RR1228K1</b>	<b>2A0685</b> <b>2A0755</b> <b>6DK1195</b> <b>6K0894</b> <b>6K1120</b> <b>6K1153</b>
						CA, MTR-CODE AKL, APF, AUR, AEH CA, MTR-CODE AKL, APF, AUR, AEH CA, MTR-CODE AFT MTR-CODE AFT
110 1.9 TDI	06/98-09/01	AFN, ASV	81	1896		PS, (-AC), MTR-CODE AFN PS, WP, (AC), MTR-CODE AFN ALT, PS, (-AC), MTR-CODE ASV ALT, (-AC), (-TENS DAMPER), MTR-CODE AFN ALT, (-AC), (TENS DAMPER),
						<b>2A0730</b> <b>2A0790</b> <b>6K0906</b> <b>6K0923</b> <b>6K1045</b>



					RO-DRIVE™		ROFAN™
<b>VW</b>							
<b>POLO CLASSIC (6KV2)</b>							
						MTR-CODE AFN ALT, (AC), MTR-CODE AFN ALT, PS, (AC), MTR-CODE ASV CA, MTR-CODE ASV, MTR-NO 150001⇨	<b>6K1145</b> <b>6K1660</b>
					<b>RR1094</b> <b>RR1094K1</b> <b>RR1164</b> <b>RR1164K1</b> <b>RR1211</b> <b>RR1211K3</b>	MTR-CODE ASV, MTR-NO 150001⇨ CA, MTR-CODE ASV, ⇨MTR-NO 150000 MTR-CODE ASV, ⇨MTR-NO 150000 CA, MTR-CODE AFN CA, MTR-CODE AFN	
54 1.4	01/98-08/99	ANX	40	1390		ALT, (-PS), (-AC) ALT, (PS), (-AC) ALT, (PS), (AC) CA CA	<b>6K0751</b> <b>6K1070</b> <b>6K1185</b>
					<b>RR1020</b> <b>RR1020K2</b>		
57 1.7 SDI	07/97-09/01	AKW	42	1716		PS, (-AC) PS, WP, (AC) ALT, (-AC), (-TENS DAMPER) ALT, (-AC), (TENS DAMPER) ALT, (AC) CA CA	<b>2A0730</b> <b>2A0790</b> <b>6K0923</b> <b>6K1045</b> <b>6K1145</b>
					<b>RR1165</b> <b>RR1165K2</b>		
60 1.4	12/95-09/01	AEX, AKV, APQ, ANW, AKK, AUD	44	1390		ALT, (-PS), (-AC) ALT, (PS), (-AC) ALT, (PS), (AC), ⇨08/1997 ALT, (PS), (AC), 09/1997⇨	<b>6K0751</b> <b>6K1070</b> <b>6K1125</b> <b>6K1185</b>
					<b>RR1020</b> <b>RR1020K1</b> <b>RR1020K2</b>	MTR-CODE AKK, MTR-NO 127807⇨, MTR-CODE AUD,ANW MTR-CODE AEX,AKV,APQ,ANX, AKK, ⇨MTR-NO 127806	
64 1.9 SDI	12/95-08/99	AEY	47	1896		PS, (-AC) PS, WP, (AC) ALT, (-AC), (-TENS DAMPER) ALT, (-AC), (TENS DAMPER) ALT, (AC) CA, MTR-CODE AEY CA, MTR-CODE AEY CA, MTR-CODE 1Y CA, MTR-CODE 1Y	<b>2A0730</b> <b>2A0790</b> <b>6K0923</b> <b>6K1045</b> <b>6K1145</b>
					<b>RR1165</b> <b>RR1165K2</b> <b>RR1211</b> <b>RR1211K4</b>		
68 1.9 SDI	08/99-09/01	AGP, AQM	50	1896		ALT, (-AC) ALT, (AC) CA, MTR-CODE AGP, MTR-NO 595 001⇨ CA, MTR-CODE AQM, MTR-NO 045 001⇨ MTR-CODE AQM, MTR-NO 045 001⇨, MTR-CODE AGP, MTR-NO 595 001⇨ CA, MTR-CODE AGP, ⇨MTR-NO 595 000 CA, MTR-CODE AQM, ⇨MTR-NO 045 000 MTR-CODE AQM, MTR-NO 004 133⇨, ⇨MTR-NO 045 000, MTR-CODE AGP, MTR-NO 229 904⇨, ⇨MTR-NO 595 000 CA, MTR-CODE AGP, ⇨MTR-NO 229 902 CA, MTR-CODE AQM, ⇨MTR-NO 004 131	<b>6K0906</b> <b>6K1660</b>
					<b>RR1094</b> <b>RR1094</b> <b>RR1094K1</b> <b>RR1164</b> <b>RR1164</b> <b>RR1164K1</b> <b>RR1164K2</b> <b>RR1164K2</b>		
75 1.4 16V	10/99-09/01	APE, AUA	55	1390		ALT, (-PS), (-AC) ALT, (PS), (-AC) ALT, (PS), (AC) CA CA	<b>6K0751</b> <b>6K1070</b> <b>6K1125</b>
					<b>RR1156(SET)</b> <b>RR1156K1</b>		
75 1.6	11/95-09/01	AEE, ALM	55	1598		ALT ALT, PS, MTR-CODE AEE, ALM ALT, PS, AC, MTR-CODE AEE, ALM CA, MTR-CODE AEE, ALM CA, MTR-CODE AEE, ALM	<b>6K0751</b> <b>6K1070</b> <b>6K1185</b>
					<b>RR1229</b> <b>RR1229K1</b>		
	11/95-09/97	1F	55	1595		PS, (-AC) PS, WP, (AC) ALT, WP, (-AC) ALT, AC CA CA	<b>2A0685</b> <b>2A0755</b> <b>6K0894</b> <b>6K1153</b>
					<b>RR1003</b> <b>RR1003K1</b>		
90 1.8	01/97-09/01	ADD	66	1781		PS PS, (AC)	<b>2A0685</b> <b>2A0755</b>

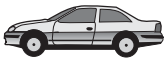







					RO-DRIVE™		ROFAN™
---	---	---	---	---	-----------	---	--------

VW							
POLO CLASSIC (6KV2)							
						ALT ALT, AC	6K0894 6K1153
					RR1228 RR1228K1		
90 1.9 TDI	09/96-09/01	ALE, AHU, AGR, ALH	66	1896		PS, (-AC), MTR-CODE AHU, ALE PS, WP, (AC), MTR-CODE AHU, ALE ALT, PS, (-AC), MTR-CODE AGR, ALH ALT, (-AC), (-TENS DAMPER), MTR-CODE AHU, ALE ALT, (-AC), (TENS DAMPER), MTR-CODE AHU, ALE ALT, (AC), MTR-CODE AHU, ALE ALT, PS, (AC), MTR-CODE AGR, ALH CA, MTR-CODE AGR, MTR-NO 565 001⇒	2A0730 2A0790 6K0906 6K0923     6K1045  6K1145 6K1660
					RR1094	CA, MTR-CODE ALH, MTR-NO 500 001⇒	
					RR1094K1	CA, MTR-CODE AGR, MTR-NO 565 001⇒	
					RR1094K1	CA, MTR-CODE ALH, MTR-NO 500 001⇒	
					RR1164	CA, MTR-CODE AGR, ⇒MTR-NO 565 000	
					RR1164	CA, MTR-CODE ALH, ⇒MTR-NO 500 000	
					RR1164K1	CA, MTR-CODE AGR, ⇒MTR-NO 565 000	
					RR1164K1	CA, MTR-CODE ALH, ⇒MTR-NO 500 000	
					RR1164K2	CA, MTR-CODE AGR, ⇒MTR-NO 565 000, OPT	
					RR1164K2	CA, MTR-CODE ALH, ⇒MTR-NO 500 000, OPT	
					RR1211 RR1211K3	CA, MTR-CODE AHU, ALE CA, MTR-CODE AHU, ALE	
POLO CLASSIC (86C, 80)							
1.0	01/85-10/86	AAU, HZ, AAK, GL	29-33	1043		ALT, CH-NO 86E0000000⇒ ALT, ⇒CH-NO 86D9999999 CA, ⇒MTR-NO HZ786022 CA, MTR-NO HZ786023⇒	1A0675 1A0695
					RR1008 RR1021		
1.3	01/85-07/87	HK, MH	40	1272		ALT, CH-NO 86E0000000⇒ ALT, ⇒CH-NO 86D9999999 CA	1A0675 1A0695
					RR1008		
1.3 KAT	07/87-09/94	MH, NZ	40	1272		ALT, CH-NO 86E0000000⇒ ALT, ⇒CH-NO 86D9999999 CA, ⇒MTR-NO NZ200000 CA, MTR-CODE MH CA, MTR-NO NZ200001⇒	1A0675 1A0695
					RR1008 RR1008 RR1021		
1.3 D	08/86-12/88	MN	33	1272		ALT, CH-NO 86E0000000⇒ ALT, ⇒CH-NO 86D9999999 INJP	1A0675 1A0695
					RR1420 RR1429		
POLO Stufenheck / Sedan							
1.0	02/03-10/03	ARA	58	999		ALT, (AC)	6K1080
	08/96-12/01	AER	37	999		ALT, (-PS), (-AC) ALT, (PS), (-AC) ALT, (PS), (AC) CA CA	6K0751 6K1070 6K1125
					RR1020 RR1020K2		
1.4	07/03-	BKY, BBY, BBZ	55-74	1390		ALT, (-AC) ALT, (AC) CA CA, ⇒CH-NO 9N-6P027 500	6K0737 6K1080
					RR1156(SET) RR1156K1		
	12/03-05/05	BLM	63	1390		ALT, (-PS), (-AC) ALT, (PS), (AC) CA CA	6K0737 6K1080
					RR1020 RR1020K1		
1.4 TDI	07/03-	BAY	55	1422		ALT ALT, (AC)	6K0858 6K0995
					RR1107 RR1107K2 RR1107K3	⇒CH-NO 9N-2-050 000 CH-NO 9N-2-050 001⇒	
1.6	10/04-	BPA	74	1599		ALT, (PS), (-AC), ⇒CH-NO 5Z-6P002 625, 5Z-64157 000 ALT, (PS), (-AC), CH-NO 5Z-6P002 626⇒, 5Z-64157 001⇒ ALT, (AC) CA	6K1080 6K1165 6K1698
					RR1020		





					RO-DRIVE™		ROFAN™
<b>VW</b>							
<b>POLO Stufenheck / Sedan</b>							
1.9 SDI	09/02-	ASY	47	1896	RR1020K1	CA	6K0780 6K1095
					RR1094	ALT, (-AC)	
					RR1094K2	ALT, (-AC)	
					RR1164	CA, MTR-NO 021 001⇒	
					RR1164K2	CA, MTR-NO 021 001⇒	
						CA, ⇒MTR-NO 021 000	
						CA, ⇒MTR-NO 021 000	
1.9 TDi	09/02-	ATD	74	1896		ALT, (-AC)	6K0780
						ALT, (AC)	6K1180
					RR1107	CA	
					RR1107K3	CA	
2.0	09/02-	BBX	85	1984		ALT, (-AC)	6K0923
						ALT, (AC)	6K1030
					RR1187	CA	
					RR1187K1	CA	
<b>POLO Variant (6KV5)</b>							
1.4	05/97-09/01	AKV, AEX, APQ, AUD, ANW, AKK	44	1390		ALT, (-PS), (-AC)	6K0751
						ALT, (PS), (-AC)	6K1070
						ALT, (PS), (AC), ⇒08/1997	6K1125
						ALT, (PS), (AC), 09/1997⇒	6K1185
					RR1020		
					RR1020K1	MTR-CODE AKK, MTR-NO 127807⇒, MTR-CODE ANW, AUD	
					RR1020K2	MTR-CODE AEX,AKV,APQ,ANX, AKK, ⇒MTR-NO 127806	
	12/98-09/01	AKP	40	1390		ALT, (-PS), (-AC)	6K0751
						ALT, (PS), (-AC)	6K1070
						ALT, (PS), (AC)	6K1125
					RR1020		
					RR1020K1	CH-NO 6N-Y-600 001⇒	
					RR1020K2	⇒CH-NO 6N-Y-600 000	
1.4 16V	10/99-09/01	APE, AUA	55	1390		ALT, (-PS), (-AC)	6K0751
						ALT, (PS), (-AC)	6K1070
						ALT, (PS), (AC)	6K1125
					RR1156(SET)	CA	
					RR1156K1	CA	
1.6	05/97-09/01	AEE, ALM	55	1598		ALT	6K0751
						ALT, PS	6K1070
						ALT, PS, AC	6K1185
					RR1229	CA, MTR-CODE AEE, ALM	
					RR1229K1	CA, MTR-CODE AEE, ALM	
		AFT, AEH, AKL, APF, AUR	74	1595		PS, MTR-CODE AFT	2A0685
						PS, (AC), MTR-CODE AFT	2A0755
						ALT, (AC), MTR-CODE AKL, APF, AUR, AEH	6DK1195
						ALT, (-AC), MTR-CODE AFT	6K0894
						ALT, (-AC), MTR-CODE AKL, APF, AUR, AEH	6K1120
						ALT, (AC), MTR-CODE AFT	6K1153
					RR1187	CA, MTR-CODE AKL, APF, AUR, AEH	
					RR1187K1	CA, MTR-CODE AKL, APF, AUR, AEH	
					RR1228	CA, MTR-CODE AFT	
					RR1228K1	CA, MTR-CODE AFT	
1.7 SDI	08/97-09/01	AKW	42	1716		PS, (-AC)	2A0730
						PS, WP, (AC)	2A0790
						ALT, (-AC), (-TENS DAMPER)	6K0923
						ALT, (-AC), (TENS DAMPER)	6K1045
						ALT, (AC)	6K1145
					RR1165	CA	
					RR1165K2	CA	
1.8	05/97-09/01	ADZ	66	1781		PS	2A0685
						PS, (AC)	2A0755
						ALT	6K0894
						ALT, AC	6K1153
					RR1228		
					RR1228K1		
1.9 SDI	06/97-09/01	AEY	47	1896		PS, (-AC)	2A0730
						PS, WP, (AC)	2A0790
						ALT, (-AC), (-TENS DAMPER)	6K0923
						ALT, (-AC), (TENS DAMPER)	6K1045
						ALT, (AC)	6K1145
					RR1165	CA	
					RR1165K2	CA	
	08/99-09/01	AGP, AQM	50	1896		ALT, (-AC)	6K0906
						ALT, (AC)	6K1660
					RR1094	CA, MTR-CODE AGP, MTR-NO 595 001⇒	
					RR1094	CA, MTR-CODE AQM, MTR-NO 045	





RO-DRIVE™



ROFAN™

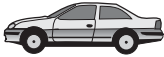





**VW**

**POLO Variant (6KV5)**

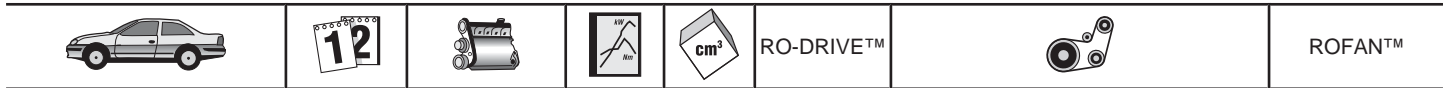
					RR1094K1	001⇨ MTR-CODE AQM, MTR-NO 045 001⇨, MTR-CODE AGP, MTR-NO 595 001⇨	
					RR1164	CA, MTR-CODE AGP, ⇨MTR-NO 595 000	
					RR1164	CA, MTR-CODE AQM, ⇨MTR-NO 045 000	
					RR1164K1	MTR-CODE AQM, MTR-NO 004 133⇨, ⇨MTR-NO 045 000, MTR-CODE AGP, MTR-NO 229 904⇨, ⇨MTR-NO 595 000	
					RR1164K2	CA, MTR-CODE AGP, ⇨MTR-NO 229 902	
					RR1164K2	CA, MTR-CODE AQM, ⇨MTR-NO 004 131	
1.9 TDI	05/97-09/01	ALH, AGR, AHU, ALE	66	1896		PS, (-AC), MTR-CODE AHU, ALE PS, WP, (AC), MTR-CODE AHU, ALE ALT, PS, (-AC), MTR-CODE AGR, ALH ALT, (-AC), (-TENS DAMPER), MTR-CODE AHU, ALE ALT, (-AC), (TENS DAMPER), MTR-CODE AHU, ALE ALT, (AC), MTR-CODE AHU, ALE ALT, PS, (AC), MTR-CODE AGR, ALH CA, MTR-CODE AGR, MTR-NO 565 001⇨	<b>2A0730</b> <b>2A0790</b> <b>6K0906</b> <b>6K0923</b> <b>6K1045</b> <b>6K1145</b> <b>6K1660</b>
					RR1094	CA, MTR-CODE ALH, MTR-NO 500 001⇨	
					RR1094K1	CA, MTR-CODE AGR, MTR-NO 565 001⇨	
					RR1094K1	CA, MTR-CODE ALH, MTR-NO 500 001⇨	
					RR1164	CA, MTR-CODE AGR, ⇨MTR-NO 565 000	
					RR1164	CA, MTR-CODE ALH, ⇨MTR-NO 500 000	
					RR1164K1	CA, MTR-CODE AGR, ⇨MTR-NO 565 000	
					RR1164K1	CA, MTR-CODE ALH, ⇨MTR-NO 500 000	
					RR1211	CA, MTR-CODE AHU, ALE	
					RR1211K3	CA, MTR-CODE AHU, ALE	
	06/98-09/01	AFN, ASV	81	1896		PS, (-AC), MTR-CODE AFN PS, WP, (AC), MTR-CODE AFN ALT, PS, (-AC), MTR-CODE ASV ALT, (-AC), (-TENS DAMPER), MTR-CODE AFN ALT, (-AC), (TENS DAMPER), MTR-CODE AFN ALT, (AC), MTR-CODE AFN ALT, PS, (AC), MTR-CODE ASV CA, MTR-CODE ASV, MTR-NO 150001⇨	<b>2A0730</b> <b>2A0790</b> <b>6K0906</b> <b>6K0923</b> <b>6K1045</b> <b>6K1145</b> <b>6K1660</b>
					RR1094	MTR-CODE ASV, MTR-NO 150001⇨	
					RR1094K1	CA, MTR-CODE ASV, ⇨MTR-NO 150000	
					RR1164	MTR-CODE ASV, ⇨MTR-NO 150000	
					RR1164K1	CA, MTR-CODE AFN	
					RR1211	CA, MTR-CODE AFN	
					RR1211K3	CA, MTR-CODE AFN	

<b>SANTANA</b>							
1.8	08/84-07/94	DS	66	1781		PS, ⇨CH-NO 32G275000 PS, CH-NO 32G275001⇨ ALT, ⇨07/1985 ALT, 08/1985⇨ AC, CH-NO 32F300001⇨ AC, ⇨CH-NO 32F299999	<b>1A0763</b> <b>1A0850</b> <b>1A0940</b> <b>1A0950</b> <b>3A0800</b> <b>3A0825</b>
	04/85-02/88	JV	66	1781	RR1003	PS, ⇨CH-NO 32G275000 PS, CH-NO 32G275001⇨ ALT, ⇨07/1985 ALT, 08/1985⇨ AC, CH-NO 32F300001⇨ AC, ⇨CH-NO 32F299999	<b>1A0763</b> <b>1A0850</b> <b>1A0940</b> <b>1A0950</b> <b>3A0800</b> <b>3A0825</b>
					RR1003		
					RR1003K1		
1.8 i	01/95-	AFE	72	1781		ALT CA CA	<b>1A0950</b>
					RR1003		
					RR1003K1		



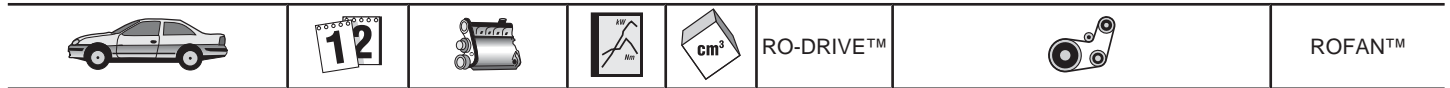
					RO-DRIVE™		ROFAN™
<b>VW</b>							
<b>SCIROCCO (137)</b>							
↩ 1.4 TSI	09/08-	CAVD	118	1390		ALT	<b>6K1698</b>
		CAXA	90	1390		ALT, (-AC) ALT, (AC)	<b>6K1090</b> <b>6K1733</b>
2.0 R	11/09-	CDLA	195	1984	<b>RR1061</b>	MTR-CODE CDLA, CDLC, ALT, (AC) MTR-CODE CDLA, CDLC, CA	<b>6K1054</b>
2.0 TDI	09/08-	CBBB, CBDB	103-125	1968	<b>RR1479</b>	MTR-CODE CBBB, CBDB, ALT, (AC) MTR-CODE CBBB, CBDB, CA	<b>6K1070</b>
2.0 TSI	09/08-	CAWB, CCZB	147-155	1984		ALT	<b>6K1120</b>
<b>SCIROCCO (53B)</b>							
1.6	01/83-12/89	EW	55	1595	<b>RR1003</b>	ALT, (AC), 01/1984⇨ PS ALT, (AC), ⇨12/1983 ALT, (PS) ALT, ⇨CH-NO 53E060000 ALT, CH-NO 53F000001⇨ AC, CH-NO 53E013386⇨ AC, ⇨CH-NO 53E013385	<b>1A0630</b> <b>1A0730</b> <b>1A0850</b> <b>1A0865</b> <b>1A0940</b> <b>1A0950</b> <b>3A0950</b> <b>3A1025</b>
						04/86-07/90	RE
1.8	08/82-07/92	DX, EV, EX, PB	66-82	1781	<b>RR1003</b>	ALT, (AC), 01/1984⇨ PS ALT, (AC), ⇨12/1983 ALT, (PS) ALT, ⇨CH-NO 53E060000 ALT, CH-NO 53F000001⇨ AC, CH-NO 53E013386⇨ AC, ⇨CH-NO 53E013385	<b>1A0630</b> <b>1A0730</b> <b>1A0850</b> <b>1A0865</b> <b>1A0940</b> <b>1A0950</b> <b>3A0950</b> <b>3A1025</b>
						11/85-07/92	JH
1.8 16V	10/85-07/92	PL, KR	95-102	1781	<b>RR1210</b> <b>RR1210K1</b>	ALT, (AC) PS ALT, (PS) ALT AC	<b>1A0630</b> <b>1A0730</b> <b>1A0865</b> <b>1A0950</b> <b>3A0950</b>
<b>SHARAN (7M8, 7M9, 7M6)</b>							
1.8 T 20V	09/97-	AJH, AWC	110	1781	<b>RR1186</b> <b>RR1186K4</b> <b>RR1186K5</b>	ALT, PS, (AC) ALT, PS, (-AC)	<b>6DK1195</b> <b>6K1120</b>
						MTR-CODE AJH MTR-CODE AWC	
1.9 TDI	09/95-	1Z, AHU, ANU	66	1896	<b>RR1107</b> <b>RR1107K2</b> <b>RR1107K3</b> <b>RR1107K4</b> <b>RR1165</b>	PS, (-AC), MTR-CODE 1Z, AHU PS, WP, (AC), MTR-CODE 1Z, AHU ALT, PS, (AC), MTR-CODE ANU ALT, (-AC), (-TENS DAMPER), MTR-CODE 1Z, AHU ALT, (-AC), (TENS DAMPER), MTR-CODE 1Z, AHU, ⇨CH-NO 7M-Y-020 000 ALT, (-AC), (TENS DAMPER), MTR-CODE 1Z, AHU, CH-NO 7M-Y-020 001⇨ ALT, PS, (-AC), MTR-CODE ANU ALT, (AC), MTR-CODE 1Z, AHU CA, WP, MTR-CODE ANU CA, WP, MTR-CODE ANU, MTR-NO 005 001⇨ InfoCA, WP, MTR-CODE ANU, 01 /2003⇨ CA, WP, MTR-CODE ANU, ⇨MTR-NO 005 000 CA, MTR-CODE 1Z, AHU	<b>2A0730</b> <b>2A0790</b> <b>6DK1195</b> <b>6K0923</b> <b>6K1045</b> <b>6K1054</b> <b>6K1120</b> <b>6K1153</b>





VW							
SHARAN (7M8, 7M9, 7M6)							
	09/96-04/00	AFN, AVG	81	1896	RR1165K2	CA, MTR-CODE 1Z, AHU PS, (-AC) PS, WP, (AC) ALT, (-AC), (-TENS DAMPER) ALT, (-AC), (TENS DAMPER), ⇨CH-NO 7M-Y-020 000 ALT, (-AC), (TENS DAMPER), CH-NO 7M-Y-020 001⇨ ALT, (AC)	2A0730 2A0790 6K0923 6K1045 6K1054 6K1153
	11/02-	ASZ, BTB	96-110	1896	RR1165 RR1165K2	CA CA CA	
	11/02-	ASZ, BTB	96-110	1896	RR1107 RR1107K3	ALT, PS, AC CA, WP CA, WP	6DK1195
1.9 TDI, 1.9TDI 4motion	04/00-	BVK, AUY	85	1896	RR1107 RR1107K2 RR1107K3 RR1107K3	ALT, PS, AC, ⇨CH-NO 7M-6-020 000 ALT, PS, AC, CH-NO 7M-6-020 001⇨ MTR-CODE AUY, BVK, CA, WP MTR-CODE AUY, ⇨MODEL'02, CA, WP MTR-CODE AUY, MODEL'03⇨, CA, WP MTR-CODE BVK, CA, WP	6DK1195 6DK1215
2.0	09/95-	ADY, ATM	85	1984	RR1187 RR1187K1 RR1371 RR1371K2	PS, (-AC), MTR-CODE ADY PS, (AC), MTR-CODE ADY ALT, (AC), MTR-CODE ATM ALT, (-AC), MTR-CODE ADY ALT, (-AC), MTR-CODE ADY, 120 A, ⇨CH-NO 7M-T-027000 ALT, (AC), MTR-CODE ADY CA, MTR-CODE ATM CA, MTR-CODE ATM CA, MTR-CODE ADY CA, MTR-CODE ADY	2A0685 2A0745 6DK1195 6K0894 6K0976 6K1153
	09/95-02/00	ABF	110	1984	RR1207	PS, (-AC) PS, (AC) ALT, (TP) ALT, AC CA	2A0685 2A0755 6K0976 6K1153
2.0 LPG	05/08-	ATM	85	1984	RR1187 RR1187K1	ALT, (AC) CA CA	6DK1195
2.0 TDI	11/05-	BRT	103	1968	RR1107 RR1107K3	ALT, PS, AC CA, WP CA, WP	6DK1215
2.8 V6 24V, 2.8 V6 24V 4motion	04/00-	AYL	150	2792		ALT, (AC)	6DK1320
2.8 VR6, 2.8 VR6 Syncro	09/95-04/00	AAA, AMY	128	2792		ALT, PS, AC	7DK1360
SPACEFOX							
1.6, 1.6 FSI, 1.6 Total Flex	03/06-	BAH, BLH, BPA	74	1599	RR1020	ALT, (PS), (-AC), ⇨CH-NO 5Z-6P002 625, 5Z-64157 000 ALT, (PS), (-AC), CH-NO 5Z-6P002 626⇨, 5Z-64157 001⇨ ALT, (AC) CA	6K1070 6K1165 6K1698
1.9 SDI	09/07-	ASY	47	1896	RR1094 RR1094K2	ALT, (AC) CA CA	6K1095
TARO							
1.8	04/89-09/94	2Y	61	1812		AC PS ALT	3A0875 3A1050 4K0841
2.2	06/89-07/94	4Y	69	2237		AC PS ALT	3A0875 3A1050 4K0841
2.4 D	06/89-03/97	2L	61	2446	RR1024 RR1024K1	ALT PS, (RHD) PS, (LHD) CA CA	2X3A1030 3A0825 3A0865
2.4 i 4x4	06/89-03/97	22R	84	2366		ALT PS	1A0875 3A1125
TIGUAN							
1.4 TSI, 1.4 TSI 4motion	09/07-	CAVA, BWK	110	1390		ALT, (AC)	6K1698
2.0 TDI, 2.0 TDI 4motion	09/07-	CBAA, CBAB, CBBB	103-125	1968	RR1479	MTR-CODE CBAA, CBAB, CBBA, CBBB, ALT MTR-CODE CBAA, CBAB, CBBA,	6K1070





**VW**

**TIGUAN**

2.0 TFSI 4motion	09/07-	CCZA, CAWA, CAWB	125-147	1984		CBBB, CA ALT	6K1120
------------------	--------	------------------	---------	------	--	-----------------	--------

**TOUAREG (7LA, 7L6, 7L7)**

4.2 V8	12/02-11/06	AXQ, BHX	228	4172	RR1180	CA, WP, MTR-CODE AXQ	
4.2 V8 FSI	12/06-	BAR	257	4163		ALT, PS	5K1120

**TOURAN (1T1, 1T2)**

1.4 FSI, 1.4 TSI EcoFuel	02/06-	BLG, BMY, CAVB, CAVC, CDGA	103-125	1390		ALT, (-AC) ALT, (AC)	6K1600 6K1698
1.6	07/03-	BGU, BSF, BSE	75	1595	RR1187 RR1187K1	ALT, (-AC) ALT, (AC) CA CA	6K0900 6K1045
1.6 FSI	02/03-	BLP, BLF, BAG	85	1598		ALT, PS, (-AC) ALT, PS, AC	6K1090 6K1733
1.9 TDI	02/03-	AVQ, BKC, BLS, BXE, BXF, BRU	66-77	1896	RR1107 RR1107K3	ALT, (-AC) ALT, (AC) CA, WP CA, WP	6K0948 6K1050
2.0 EcoFuel	02/06-	BSX	80	1984	RR1187 RR1187K1	ALT, PS, (-AC) ALT, PS, (AC) CA CA	6K0900 6K1045
2.0 FSI	10/03-	BLX, AXW, BLR, BLY	110	1984	RR1061	ALT, (-AC) ALT, (AC) CA, MTR-CODE BLX, BLY, BLR	6K0900 6K1045
	10/04-	BJZ	85	1984	RR1187 RR1187K1	ALT, (AC) CA CA	6K1045
2.0 TDI	12/05-	BMM	103	1968	RR1107 RR1107K3	ALT, PS, (-AC) ALT, PS, (AC) CA, WP CA, WP	6K0948 6K1050
2.0 TDI, 2.0 TDI 16V	02/03-	AZV, BKD, BMN	100-125	1968	RR1087	MTR-CODE AZV, BKD, ALT, (-AC) MTR-CODE AZV, BKD, ALT, (AC) MTR-CODE AZV, BKD, CA, WP	6K0948 6K1050

**TRANSPORTER III**

1.6 D, 1.6 TD	01/81-07/92	CS, JX	37-51	1588	RR1002 RR1002K1	1.GEN, ⇨12/1985 1.GEN, (1.HYDP), 65 A, ⇨CH-NO 24K033108, 01/1986⇨ 1.GEN, (1.HYDP), 90 A, ⇨CH-NO 24K033108, 01/1986⇨ WP, 2.ALT, (AC), 01/1986⇨ WP, (2.HYDP), 01/1986⇨ WP, (1.HYDP), ⇨12/1985 WP, 1.ALT, (1.HYDP), 01/1986⇨ PS WP, (PS), (2.HYDP), 01/1986⇨ 1.GEN, (1.HYDP), 65 A, CH-NO 24K033109⇨, 01/1986⇨ WP, (PS), (1.HYDP), ⇨12/1985 WP, (PS), 1.ALT, (1.HYDP), 01/1986⇨ 1.GEN, (1.HYDP), 90 A, CH-NO 24K033109⇨, 01/1986⇨ 1.HYDP, ⇨12/1985 1.GEN, 2.HYDP, 01/1986⇨ 2.GEN, 01/1986⇨ 2.HYDP, 01/1986⇨ 1.GEN, (AC) AC CA CA	1A0600 1A0600 1A0625 1A0635 1A0635 1A0650 1A0650 1A0763 1A0838 1A0875 1A0900 1A0900 1A0913 3A1225 3A1225 3A1225 3A1225 3A1250 3A1250 3A1250
1.7 D	10/86-07/92	KY	42	1716		1.GEN, (1.HYDP), 65 A, ⇨CH-NO 24K033108 1.GEN, (1.HYDP), 90 A, ⇨CH-NO 24K033108 WP, 2.ALT, (AC) WP, (2.HYDP) WP, 1.ALT, (1.HYDP) PS WP, (PS), (2.HYDP) 1.GEN, (1.HYDP), 65 A, CH-NO 24K033109⇨ WP, (PS), 1.ALT, (1.HYDP) 1.GEN, (1.HYDP), 90 A, CH-NO 24K033109⇨ 1.GEN, 2.HYDP	1A0600 1A0625 1A0635 1A0635 1A0650 1A0763 1A0838 1A0875 1A0900 1A0913 3A1225



VW



RO-DRIVE™



ROFAN™

**VW**

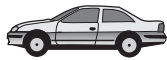
**TRANSPORTER III**

						2.GEN 2.HYDP 1.GEN, (AC) AC CA CA	3A1225 3A1225 3A1250 3A1250
1.9, 1.9 Synco	10/82-07/92	DF, DG	44-57	1913	RR1002 RR1002K1	1.GEN, 45 A, 65 A, ⇨CH-NO 24G093123 1.GEN, 90 A, HYDP, 08/1985⇨ 1.GEN, (PS), ⇨CH-NO 24G093123 PS 1.GEN, 90 A, ⇨08/1985 2.GEN AC	1A1075 1A1075 1A1075 1A1075 1A1100 1A1100 3A1150
2.0	05/79-04/86	CU	51	1970		2.GEN 1.GEN	1A0695 1A1175
2.1, 2.1 Syncro	08/85-07/92	DJ, MV	68-82	2110		1.GEN, 45 A, 65 A, ⇨CH-NO 24G093123 1.GEN, 90 A, (1.HYDP) 1.GEN, ⇨CH-NO 24G093123, (PS) PS 1.GEN, 90 A 2.GEN ALT, 45 A, 65 A, CH-NO 24H000001⇨ AC	1A1075 1A1075 1A1075 1A1075 1A1100 1A1100 1A1100 3A1150

**TRANSPORTER IV**

1.8	12/90-07/92	PD	49	1781	RR1003 RR1003K1	PS ALT	1A0650 1A0965
1.9 D, 1.9 TD	07/90-04/03	ABL, 1X	44-50	1896	RR1211 RR1211K1 RR1211K4	ALT, ⇨CH-NO 70-N-200 000 PS ALT, (-TENS DAMPER), CH-NO 70-P-000 001⇨ ALT, (TENS DAMPER), CH-NO 70-P-000 001⇨, 120 A CA CA, MTR-CODE 1X, ⇨MTR-NO 120 077 CA, MTR-CODE 1X, MTR-NO 120 078⇨	1A0975 2A0650 6K0923 6K1045
2.0	07/90-04/03	AAC	62	1968	RR1371 RR1371K2 RR1371K2	PS 1.GEN, ⇨12/1995 1.GEN, 01/1996⇨ 1.GEN, 120 A, 01/1996⇨ 1.GEN, 2.HYDP, ⇨12/1995 1.GEN, 2.GEN, ⇨12/1995 1.GEN, AC, ⇨12/1995 1.GEN, 2.GEN, 01/1996⇨ 1.GEN, AC, 01/1996⇨ CA, MTR-CODE AAC, ⇨01/2003 01/2003⇨, MTR-CODE AAC, CH-NO 70-03-000 001⇨	1A0650 1A0960 6K0923 6K1070 6K1460 6K1555 6K1590 6K1870 6K1900
2.4 D	09/90-04/98	AAB	57	2370	RR1169 RR1169K1 RR1169K4 RR1365	PS, ⇨12/1994 ALT, ⇨07/1992 ALT, (PTO), ⇨07/1992 2.HYDP, ⇨12/1994 ALT, 08/1992⇨, ⇨12/1994 ALT, (PTO), 08/1992⇨, ⇨12/1994 2.GEN, ⇨12/1994 AC, ⇨12/1994, ⇨CH-NO 70S071872 ALT, 01/1995⇨, ⇨01/1996 ALT, 01/1996⇨ ALT, (PTO), 01/1995⇨ 2.HYDP, CH-NO 70-X-140 001⇨ 2.HYDP, ⇨CH-NO 70-X-140 000 AC, 01/1995⇨, CH-NO 70S071873⇨ CA CA, ⇨MTR-NO 320 126 CA, MTR-NO 320 127⇨ INJP	1A0865 1A1075 1A1150 3A1050 3A1125 3A1175 3A1275 3A1325 6K1345 6K1352 6K1715 6K2120 6K2130 6K2236
	08/97-04/03	AJA	55	2370	RR1169 RR1169K4 RR1365	ALT, (-AC) HYDP ALT, HYDP, CH-NO 70-XH126 001⇨ ALT, HYDP, ⇨CH-NO 70-XH126 000 ALT, (AC) CA CA INJP	6K1352 6K1767 6K2120 6K2130 6K2236
2.4 D Syncro	10/92-09/98	AAB	57	2370		PS, ⇨12/1994 2.HYDP, ⇨12/1994	1A0865 3A1050





RO-DRIVE™



ROFAN™

VW

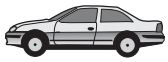
TRANSPORTER IV

					ALT, 08/1992⇨, ⇨12/1994 ALT, (PTO), 08/1992⇨, ⇨12/1994 2.GEN, ⇨12/1994 AC, ⇨12/1994, ⇨CH-NO 70S071872 ALT, 01/1995⇨, ⇨01/1996 ALT, 01/1996⇨ ALT, (PTO), 01/1995⇨ 2.HYDP, CH-NO 70-X-140 001⇨ 2.HYDP, ⇨CH-NO 70-X-140 000 AC, 01/1995⇨, CH-NO 70S071873⇨ <b>RR1169</b> CA <b>RR1169K1</b> CA, ⇨MTR-NO 320 126 <b>RR1169K4</b> CA, MTR-NO 320 127⇨ <b>RR1365</b> INJP	<b>3A1125</b> <b>3A1175</b> <b>3A1275</b> <b>3A1325</b> <b>6K1345</b> <b>6K1352</b> <b>6K1715</b> <b>6K2120</b> <b>6K2130</b> <b>6K2236</b>
2.5	11/90-04/03	ACU, AAF, AEN, AEU	81	2461	PS, ⇨CH-NO 70-M-175 000 ALT, ⇨CH-NO 70-M-175 000 ALT, (PTO), ⇨CH-NO 70-M-175 000 HYDP, ⇨CH-NO 70-M-175 000 ALT, 2.GEN, ⇨CH-NO 70-M-175 000 AC, ⇨CH-NO 70-M-175 000 ALT, (-AC), CH-NO 70-S-071 872⇨, ⇨CH-NO 70-T-200 000 ALT, (-AC), CH-NO 70-T-200 001⇨ ALT, (-AC), CH-NO 70-N-000 001⇨, ⇨CH-NO 70-S-071 871 ALT, 2.HYDP, CH-NO 70-N-000 001⇨ ALT, 2.GEN, CH-NO 70-N-00 001⇨, ⇨CH-NO 70-S-071 871 ALT, (AC), CH-NO 70-N-000 001⇨, ⇨CH-NO 70-S-071 872 ALT, (AC), (AUTOM), CH-NO 70-S-071 871⇨ ALT, (AC), (MANL), CH-NO 70-S-071 871⇨ <b>RR1169</b> CA, MTR-CODE AAF, ⇨09/1991, ⇨CH-NO 70-N-014 000 <b>RR1169</b> CA, MTR-CODE ACU, MTR-NO 019 150⇨ <b>RR1169</b> CA, MTR-CODE AEN, AEU <b>RR1169K1</b> CA, MTR-CODE AAF, ⇨CH-NO 70-N-014 000 <b>RR1169K3</b> CA, MTR-CODE ACU, MTR-NO 019 150⇨, ⇨MTR-NO 048 994 <b>RR1169K3</b> CA, MTR-CODE AEN <b>RR1294</b> CA, MTR-CODE AAF, 09/1991⇨, CH-NO 70-N-014 001⇨ <b>RR1294</b> CA, MTR-CODE ACU, ⇨MTR-NO 019 149	<b>1A0865</b> <b>1A1075</b> <b>1A1133</b> <b>3A1050</b> <b>3A1275</b> <b>3A1325</b> <b>6K1345</b>  <b>6K1352</b> <b>6K1715</b>  <b>6K1767</b> <b>6K2000</b>  <b>6K2130</b>  <b>6K2225</b>  <b>6K2236</b>
2.5 Syncro	11/92-04/03	AEN, AEU, ACU, AAF	81	2461	ALT, (-AC), CH-NO 70-S-071 872⇨, ⇨CH-NO 70-T-200 000 ALT, (-AC), CH-NO 70-T-200 001⇨ ALT, (-AC), CH-NO 70-N-000 001⇨, ⇨CH-NO 70-S-071 871 ALT, 2.HYDP, CH-NO 70-N-000 001⇨ ALT, 2.GEN, CH-NO 70-N-00 001⇨, ⇨CH-NO 70-S-071 871 ALT, (AC), CH-NO 70-N-000 001⇨, ⇨CH-NO 70-S-071 872 ALT, (AC), (AUTOM), CH-NO 70-S-071 871⇨ ALT, (AC), (MANL), CH-NO 70-S-071 871⇨ <b>RR1169</b> CA, MTR-CODE ACU, MTR-NO 019 150⇨ <b>RR1169</b> CA, MTR-CODE AEN, AEU <b>RR1169K3</b> CA, MTR-CODE ACU, MTR-NO 019 150⇨, ⇨MTR-NO 048 994 <b>RR1169K3</b> CA, MTR-CODE AEN <b>RR1294</b> CA, MTR-CODE AAF, CH-NO 70-N-014 001⇨ <b>RR1294</b> CA, MTR-CODE ACU, ⇨MTR-NO 019 149	<b>6K1345</b>  <b>6K1352</b> <b>6K1715</b>  <b>6K1767</b> <b>6K2000</b>  <b>6K2130</b>  <b>6K2225</b>  <b>6K2236</b>
2.5 TDI	09/95-04/03	ACV, AUF, AXL, AYC	75	2461	ALT, (-AC), MTR-CODE ACV, AYC, CH-NO 70-XH-126 001⇨ ALT, (-AC), MTR-CODE AUF, CH-NO 70-Y-000 002⇨ ALT, (-AC), ⇨CH-NO 70-XH-126 000, MTR-CODE ACV, AYC	<b>6K1750</b>  <b>6K1750</b>  <b>6K1767</b>



VW





RO-DRIVE™



ROFAN™

**VW**

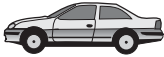





**TRANSPORTER IV**

					RR1169 RR1169K4 RR1184 RR1184K1	ALT, 2.HYDP, CH-NO 70-XH-126 001⇒ ALT, 2.HYDP, ⇒CH-NO 70-XH-126 000 ALT, (AC), CH-NO 70-XH-132 970⇒, 70-XX-133 657⇒, MTR-CODE ACV ALT, (AC), MTR-CODE AUF, CH-NO 70-Y-000 002⇒ ALT, (AC), ⇒CH-NO 70-XH-132 969, 70-XX-133 656, MTR-CODE ACV CA CA INJP INJP	6K2120 6K2130 6K2215 6K2215 6K2236
	05/98-04/03	AJT, AYY	65	2461	RR1169 RR1169K2 RR1184 RR1184K1	ALT, (-AC), CH-NO 70-X-126 001⇒ ALT, (-AC), ⇒CH-NO 70-X-126 000 ALT, 2.HYDP, CH-NO 70-X-126 001⇒ ALT, 2.HYDP, ⇒CH-NO 70-X-126 000 ALT, (AC), MTR-CODE AYY ALT, (AC), MTR-CODE AJT, CH-NO 70-XH132 970⇒, 70-XX133 657⇒ ALT, (AC), ⇒CH-NO 70-XH132 969, 70-XX133 656, MTR-CODE AJT CA CA INJP INJP	6K1750 6K1767 6K2120 6K2130 6K2215 6K2215 6K2236
		AHY, AXG	111	2461	RR1169 RR1169K2 RR1184 RR1184K1	ALT, (-AC) ALT, (2xHYDP), CH-NO 70-XH132 970⇒, 70-XX133 657⇒ ALT, (2xHYDP), ⇒CH-NO 70-XH132 969, 70-XX133 656 ALT, (AC) CA CA INJP INJP	6K1693 6K2120 6K2130 6K2170
2.5 TDI Syncro	09/95-04/03	ACV, AXL	75	2461	RR1169 RR1169K4 RR1184 RR1184K1	ALT, (-AC), MTR-CODE AXL ALT, (-AC), MTR-CODE ACV, CH-NO 70-X-140 001⇒ ALT, (-AC), MTR-CODE ACV, ⇒CH-NO 70-X-140 000 ALT, 2.HYDP, CH-NO 70-X-140 001⇒ ALT, 2.HYDP, ⇒CH-NO 70-X-140 000 ALT, (AC), MTR-CODE ACV, CH-NO 70-X-140 001⇒ ALT, (AC), MTR-CODE AXL ALT, (AC), MTR-CODE ACV, ⇒CH-NO 70-X-140 000 CA CA INJP INJP	6K1693 6K1750 6K1767 6K2120 6K2130 6K2215 6K2215 6K2236
2.5, 2.5 Syncro	07/96-04/03	AET, AVT, APL	85	2461	RR1169	ALT, (-AC) ALT, 2.HYDP, CH-NO 70-X-140 001⇒ ALT, 2.HYDP, ⇒CH-NO 70-X-140 000 ALT, (AC), (AUTOM), (SHORT WHEELBASE) ALT, (AC), (AUTOM), (LONG WHEELBASE) ALT, (AC), (MANL) CA	6K1352 6K2120 6K2130 6K2215 6K2225 6K2236
2.8 V6, 2.8 VR6	04/00-04/03	AMV	150	2792		ALT, (AC)	7DK1360
2.8 VR 6	11/95-04/00	AES	103	2792		ALT, PS, (AC) ALT, PS, (-AC)	7DK1400 7K1325

**TRANSPORTER V**

1.9 TDI	04/03-	AXC	63	1896	RR1107 RR1107K3	ALT, PS, (AC), ⇒CH-NO 7J-6-022 356 ALT, PS, (AC), CH-NO 7J-6-022 357⇒ ALT, PS, (-AC), ⇒CH-NO 7J-6-022 356 ALT, PS, (-AC), CH-NO 7J-6-022 357⇒ CA, WP CA, WP	6DK1195 6DK1215 6K1120 6K1138
		AXB, AXC	63-77	1896		ALT, PS, (AC), ⇒CH-NO 7H-6H079 890 ALT, PS, (AC), ⇒CH-NO 7H-6X022 356 ALT, PS, (AC), CH-NO 7H-6H079 891⇒ ALT, PS, (AC), CH-NO 7H-6X022 357⇒ ALT, PS, (-AC), ⇒CH-NO 7H-6H079 890 ALT, PS, (-AC), ⇒CH-NO 7H-6X022 356 ALT, PS, (-AC), CH-NO 7H-6H079 891⇒ ALT, PS, (-AC), CH-NO 7H-6X022 357⇒	6DK1195 6DK1195 6DK1215 6DK1215 6K1120 6K1120 6K1138 6K1138



					RO-DRIVE™		ROFAN™
<b>VW</b>							
<b>TRANSPORTER V</b>							
					<b>RR1107</b> <b>RR1107K3</b>	CA, WP CA, WP	
	01/06-	BRR, BRS	62-75	1896		ALT, PS, (AC) ALT, PS, (-AC)	<b>6DK1215</b> <b>6K1138</b>
					<b>RR1107</b> <b>RR1107K3</b>	CA, WP CA, WP	
2.0	11/03-	AXA	85	1984		ALT, PS, AC ALT, PS	<b>6DK1195</b> <b>6K1120</b>
					<b>RR1187</b> <b>RR1187K1</b>	CA CA	
2.0 BitDI, 2.0 BitDI 4motion, 2.0 TDI, 2.0 TDI 4motion	09/09-	CAAA, CAAB, CAAC, CFCA	62-132	1968		MTR-CODE CAAA, CAAB, CAAC, CCHA, CFCA, ALT, (-AC) MTR-CODE CAAA, CAAB, CAAC, CCHA, CFCA, ALT, (AC)	<b>6K1080</b> <b>6K1555</b>
					<b>RR1480</b>	MTR-CODE CAAA, CAAB, CAAC, CCHA, CFCA, CA	
3.2 4motion, 3.2 V6	11/03-	CFLA, BKK	170-173	3189		ALT, (AC)	<b>6DK1320</b>
<b>VENTO (1H2)</b>							
1.4	11/91-09/98	AEX, ABD	40-44	1390		PS, (AC) ALT ALT, PS ALT, AC	<b>2A0755</b> <b>6K0737</b> <b>6K1100</b> <b>6K1153</b>
					<b>RR1020</b> <b>RR1020K2</b> <b>RR1021</b>	MTR-CODE AEX MTR-CODE AEX MTR-CODE ABD	
1.6	09/92-09/98	AEA, ABU, AEE	55	1598		ALT, MTR-CODE ABU, AEA ALT, MTR-CODE AEE ALT, PS, MTR-CODE AEE ALT, PS, MTR-CODE ABU, AEA ALT, PS, AC, MTR-CODE AEE	<b>6K0737</b> <b>6K0751</b> <b>6K1070</b> <b>6K1100</b> <b>6K1153</b>
					<b>RR1229</b> <b>RR1229K1</b> <b>RR1304</b>	CA, MTR-CODE AEA, AEE, 01/1995⇒ CA, MTR-CODE AEA, AEE, 01/1995⇒ CA, MTR-CODE ABU, ⇒12/1994	
	10/94-09/98	AEK, AFT	74	1595		PS PS, (AC) ALT, (MANL-TP) ALT, (AUTOM-TP), ⇒CH-NO 1H-T-240 000 ALT, PS ALT, AC	<b>2A0685</b> <b>2A0755</b> <b>6K0894</b> <b>6K0976</b> <b>6K1100</b> <b>6K1153</b>
					<b>RR1228</b> <b>RR1228K1</b>		
1.8	11/91-09/98	AAM	55	1781		PS PS, (AC) ALT, (MANL-TP) ALT, (AUTOM-TP), ⇒CH-NO 1H-T-240 000 ALT, AC	<b>2A0685</b> <b>2A0755</b> <b>6K0894</b> <b>6K0976</b> <b>6K1153</b>
					<b>RR1003</b> <b>RR1003K1</b> <b>RR1228</b> <b>RR1228K1</b>	⇒07/1994 ⇒07/1994 08/1994⇒ 08/1994⇒	
		ABS, ADZ	66	1781		PS PS, (AC) ALT, (MANL-TP) ALT, (AUTOM-TP), ⇒CH-NO 1H-T-240 000 ALT, AC	<b>2A0685</b> <b>2A0755</b> <b>6K0894</b> <b>6K0976</b> <b>6K1153</b>
					<b>RR1228</b> <b>RR1228K1</b>		
1.9 D	11/91-09/98	1Y, AAZ	48-55	1896		PS, (-AC) PS, WP, (AC) ALT, (-AC), (-TENS DAMPER) ALT, (-AC), (TENS DAMPER) ALT, (AC)	<b>2A0730</b> <b>2A0790</b> <b>6K0923</b> <b>6K1045</b> <b>6K1145</b>
					<b>RR1211</b> <b>RR1211K1</b> <b>RR1211K4</b>	CA CA, MTR-CODE 1Y, ⇒MTR-NO 378 364 CA, MTR-CODE 1Y, MTR-NO 378 365⇒	
1.9 SDI	04/96-09/98	AEY, AFN	47-81	1896		PS, (-AC) PS, WP, (AC) ALT, (-AC) ALT, (AC)	<b>2A0730</b> <b>2A0790</b> <b>6K1045</b> <b>6K1145</b>
					<b>RR1211</b> <b>RR1211K3</b>	CA CA	
1.9 TDI	09/93-09/98	ALE, 1Z, AHU	66	1896		PS, (-AC) PS, WP, (AC) ALT, (-AC) ALT, (AC)	<b>2A0730</b> <b>2A0790</b> <b>6K1045</b> <b>6K1145</b>





ZASTAVA

<b>VW</b>							
<b>VENTO (1H2)</b>							
					<b>RR1211</b>	CA	
					<b>RR1211K2</b>	CA, MTR-CODE 1Z, ⇨MTR-NO 289 575	
					<b>RR1211K3</b>	CA, MTR-CODE 1Z, MTR-NO 289 576⇨	
					<b>RR1211K3</b>	CA, MTR-CODE ALE, AHU	
2.0	11/91-09/98	AKR, 2E, ADY, AGG	85	1984		PS	<b>2A0685</b>
						PS, (AC)	<b>2A0755</b>
						ALT, (MANL-TP)	<b>6K0894</b>
						ALT, (AUTOM-TP), ⇨CH-NO 1H-T-240	<b>6K0976</b>
						000	
						ALT, AC	<b>6K1153</b>
					<b>RR1371</b>	CA	
					<b>RR1371K2</b>	CA	
2.8 VR6	01/92-09/98	AAA	120-128	2792		ALT, PS, AC	<b>7DK1360</b>

<b>WARTBURG</b>							
<b>353</b>							
1.0	02/75-08/88	353,18	37	993		WP	<b>1A1150</b>
						WP, OILP	<b>1A1250</b>
	02/75-01/89	353,18	37	993		ALT	<b>1A1150</b>
1.3	09/88-05/91	4VO7,2 /7,5GRF	43	1272		ALT	<b>1A0685</b>
						ALT	<b>1A0700</b>
					<b>RR1008</b>		

<b>ZASTAVA</b>							
<b>101 (1100)</b>							
1.1	05/75-12/93	128A.064	41	1116		ALT	<b>1A0825</b>
					<b>RR1001</b>		
	06/73-01/90	128A.000	40	1116		ALT	<b>1A0825</b>
<b>YUGO</b>							
1.1 60 EFI	08/91-06/95	100GL.0.64, 11E1.064	44	1116		ALT	<b>1A0825</b>
1.3, 1.3 65 EFI	03/91-	13E1.064, 13E.3.064	48-50	1302		ALT	<b>1A0825</b>
1.4	10/88-06/95	160A1.000	52	1372	<b>RR1386K1</b>		



Original-Teile-Nr. / Wettbewerbsbezeichnungen  
 Original part no. / Competitor part no.s  
 Réf. automobile / références autres produits  
 Ref. original / referencias de otros fabricantes  
 Numeri originali / referenza per prodotti di terzi  
 Оригинальный № / Наименование конкурентной продукции

Die Referenzierungen für sämtliche Originalteile- und Wettbewerbsnummern und vieles mehr finden Sie in TecDoc, dem elektronischen Kataloginformationssystem der Automobil-Zulieferindustrie.

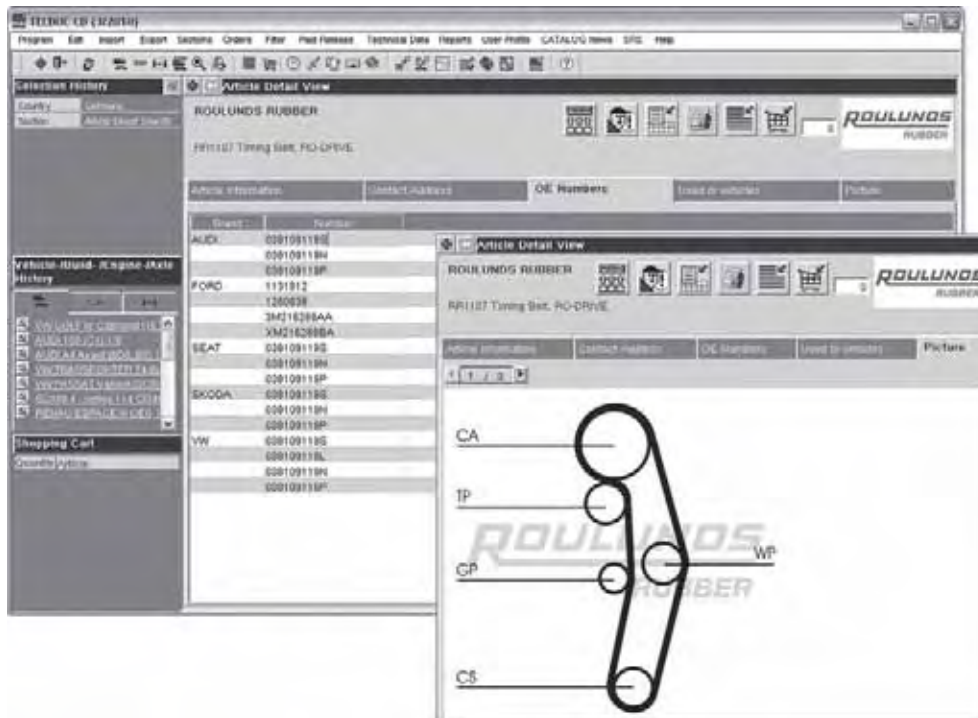
You will find cross references for all original part numbers and competitors' numbers and much more in TecDoc, the electronic catalogue information system of the automotive supplier industry.

Vous trouverez dans TecDoc, le système électronique d'information sous forme de catalogue de l'industrie de la sous-traitance automobile, les référencements de tous les numéros des pièces d'origine et de celles de la concurrence, et bien plus encore.

Las referencias a todos los números de piezas originales y de competidores y muchas otras cosas mas las encontraran en TecDoc, el sistema electrónico de información por catalogo de la industria proveedora del automóvil.

I riferimenti per tutti i numeri delle parti originali e della concorrenza e molte altre informazioni si trovano in TecDoc, il sistema informativo elettronico a catalogo dell'industria subfornitrice automobilistica.

Информацию по номерам оригинальных запчастей, номерам продуктов конкурирующих производителей и многое другое Вы можете найти в TecDoc, электронном информационном каталоге поставщиков автомобилестроительной индустрии.



Der Inhalt dieser Druckschrift ist unverbindlich und dient ausschließlich Informationszwecken. Die Informationen sind keine Angebote im Sinne der anwendbaren gesetzlichen Bestimmungen und begründen kein Vertragsverhältnis hinsichtlich der vorgestellten Produkte. Soweit nicht ausdrücklich anderweitig vereinbart, werden sie auch nicht Vertragsbestandteil bestehender oder künftiger Verträge mit der ContiTech AG.

Diese Druckschrift enthält keinerlei Garantien oder Beschaffensvereinbarungen der ContiTech AG für ihre Produkte, sei es ausdrücklich oder stillschweigend, auch nicht hinsichtlich der Aktualität, Korrektheit, Vollständigkeit und Qualität der Informationen sowie der Verfügbarkeit der Produkte. Die Informationen in dieser Druckschrift sowie die beschriebenen Produkte und Dienstleistungen können ohne vorherige Ankündigung von der ContiTech AG jederzeit geändert oder aktualisiert werden.

Die ContiTech AG übernimmt keine Haftung im Zusammenhang mit dieser Druckschrift. Eine Haftung für jegliche unmittelbaren oder mittelbaren Schäden, Schadensersatzforderungen, Folgeschäden gleich welcher Art und aus welchem Rechtsgrund, die durch die Verwendung der in dieser Druckschrift enthaltenen Informationen entstehen, ist, soweit rechtlich zulässig, ausgeschlossen.

Die gewerblichen Schutzrechte wie Marken (Logos) oder Patente, die in dieser Druckschrift dargestellt sind, sind Eigentum der Continental AG oder ihrer Tochtergesellschaften. Die Darstellung in dieser Druckschrift ist keine Gewährung von Lizenzen oder Nutzungsrechten. Ohne eine ausdrückliche schriftliche Einwilligung der Continental AG ist ihre Nutzung untersagt.

Alle Texte, Bilder, Grafiken und sonstigen Materialien, sowie deren Koordination und Anordnung in dieser Druckschrift sind urheberrechtlich für die Continental AG oder ihre Tochtergesellschaften geschützt und dürfen nicht zur kommerziellen Verwendung oder Verteilung modifiziert, kopiert oder anderweitig verwendet werden.

Copyright © 2010 ContiTech AG.  
Alle Rechte vorbehalten.

The content of this publication is provided for information only and without responsibility. ContiTech AG makes no representations about the accuracy, reliability, completeness or timeliness of the information in this publication. ContiTech AG may, in its sole discretion, revise the information contained herein at any time without notice.

ContiTech AG obligations and responsibilities regarding its products are governed solely by the agreements under which they are sold. Unless otherwise agreed in writing, the information contained herein does not become part of these agreements. This publication does not contain any guarantee or agreed quality of ContiTech AG products or any warranty of merchantability, fitness for a particular purpose and non-infringement. ContiTech AG may make changes in the products or services described at any time without notice.

This publication is provided on an "as is" basis. To the extent permitted by law, ContiTech AG makes no warranty, express or implied, and assumes no liability in connection with the use of the information contained in this publication. ContiTech AG is not liable for any direct, indirect, incidental, consequential or punitive damages arising out of the use of this publication. Information contained herein is not intended to announce product availability anywhere in the world.

The trademarks, service marks and logos (the Trademarks) displayed in this publication are the property of Continental AG and/or its affiliates. Nothing in this publication should be construed as granting any license or right to the Trademarks. Without the express written consent of Continental AG the use of the Trademarks is prohibited.

All text, images, graphics and other materials in this publication are subject to the copyright and other intellectual property rights of Continental AG and/or its affiliates. ContiTech AG owns the copyrights in the selection, coordination and arrangement of the materials in this publication. These materials may not be modified or copied for commercial use or distribution.

Copyright © 2010 ContiTech AG.  
All rights reserved.

Le contenu de la présente publication est donné exclusivement à titre informatif et n'engage pas la responsabilité de ContiTech AG. ContiTech AG ne peut être tenue pour responsable de l'exactitude, de la fiabilité, de l'intégralité ou de l'opportunité des informations reprises dans cette publication. ContiTech AG peut à sa seule discrétion modifier les informations contenues à tout moment et sans préavis.

Les devoirs et responsabilités de ContiTech AG à l'égard de ses produits ne sont régis que par les contrats de vente. En dehors de tout autre accord écrit, les informations ci-après ne peuvent devenir partie intégrante de ces contrats. La présente publication ne peut être interprétée comme valant clause de garantie, accord sur la qualité, garantie de disponibilité ou accord sur un usage particulier des produits de la ContiTech AG. ContiTech AG se réserve le droit de modifier les produits ou services décrits à tout moment sans préavis.

Ce document est remis à titre de base. Conformément aux dispositions législatives en vigueur, ContiTech AG, ne donne aucune garantie expresse ou tacite quant à l'utilisation des informations contenues dans cette publication. ContiTech AG décline toute responsabilité au titre de tout dommage direct, indirect ou consécutif, demande incidente, dommages et intérêts, dommage de quelque nature et à quelque titre juridique que ce soit pouvant naître de l'utilisation des informations contenues dans la présente publication. Les présentes informations ne peuvent être interprétées comme étant une annonce de disponibilité des produits au niveau mondial.

Les droits de propriété industrielle portant telles sur les marques (logos) et les brevets repris à la présente sont la propriété de la société Continental AG et/ou de ses filiales. La présente publication ne constitue ni une cession de licence ni un droit de jouissance desdits droits de propriété industrielle. Leur utilisation est interdite sans l'autorisation écrite expresse de la société Continental AG.

Les textes, photos, graphiques et autres représentations repris dans à la présente publication sont protégés par les droits de propriétés de Continental AG et/ou de ses filiales. ContiTech AG répond des droits d'auteur, de la sélection et de l'arrangement de cette publication laquelle ne peut en aucun cas être copiée ou modifiée à des fins d'utilisation ou de diffusion commerciales.

Copyright © 2010 ContiTech AG.  
Tous droits réservés.

El contenido de esta publicación no es obligatorio para ContiTech AG y solamente tiene fines informativos. La información contenida no significa ni debe entenderse en ningún sentido como una oferta formal de acuerdo con las disposiciones legales aplicables, por lo que no establece ninguna relación contractual con respecto a los productos presentados. En tanto no se haya acordado expresamente otra cosa, la información contenida de productos presentados, no serán parte integrante u objeto de contratos ya existentes o futuros con la ContiTech AG.

Esta publicación no incluye ni constituye de forma tácita o expresa ninguna clase de garantía o acuerdos de calidad de los productos de ContiTech AG, ni tampoco con respecto a la actualidad, corrección, integridad y calidad de la información contenida, así como de la disponibilidad de los mismos. ContiTech AG puede cambiar o actualizar en todo momento y sin previo aviso la información contenida en esta publicación así como los productos y servicios.

ContiTech AG no asume responsabilidad alguna en relación con esta publicación y no admite, responsabilidad alguna por daños directos o indirectos, reclamaciones de daños y perjuicios, daños consecuenciales de cualquier tipo y por cualquier motivo jurídico, que resulten o pudieran resultar del uso de la información incluida en esta publicación, cuando la misma no haya sido confirmada por escrito con ContiTech AG.

Los derechos de propiedad industrial tales como marcas (Logotipos) o patentes, mostrados en esta publicación, son propiedad de Continental AG y/o de sus filiales. Nada en esta publicación debe ser considerado como garantizando cualquier licencia o derecho de marca. El uso de la marca está prohibido sin el consentimiento escrito de Continental AG.

Todos los textos, figuras, gráficas y otros materiales en esta publicación están protegidos por los derechos de autor y otros derechos de propiedad intelectual de Continental AG y/o sus filiales. ContiTech AG es propietaria de los derechos de autor en la selección, coordinación y arreglo de los materiales en esta publicación. Estos materiales no pueden ser modificados o copiados para uso comercial o su distribución y cualquier violación a esta disposición puede derivar en responsabilidad civil y/o penal de conformidad con las leyes aplicables.

Copyright © 2010 ContiTech AG.  
Derechos reservados.

Il contenuto della presente pubblicazione non è vincolante; esso vuole essere solo di carattere informativo. Le informazioni non rappresentano un'offerta ai sensi delle disposizioni di legge applicabili e non giustificano quindi un rapporto contrattuale per i prodotti presentati. Se non espressamente concordato diversamente, esse non sono parte integrante dei contratti in essere o di quelli futuri stipulati dalla ContiTech AG.

La presente pubblicazione non riporta nessun tipo di garanzie o di accordi sulle caratteristiche della ContiTech AG per i suoi prodotti, né in maniera esplicita, né tacita, né per quanto riguarda l'attualità, la correttezza, la completezza e la qualità delle informazioni o la disponibilità dei prodotti. Le informazioni contenute nella presente pubblicazione e i prodotti e i servizi qui descritti, possono essere modificati o aggiornati in qualsiasi momento dalla ContiTech AG senza preannuncio.

La ContiTech AG non assume nessuna responsabilità per il contenuto della presente pubblicazione. Nella misura in cui legalmente ammissibile, si esclude qui qualsiasi responsabilità per danni diretti od indiretti, per richieste di risarcimento, per danni conseguenti di qualsiasi natura e motivazione giuridica derivanti dall'applicazione delle informazioni contenute nella presente pubblicazione.

I diritti di tutela industriale, come marchi (emblem) o brevetti, riportati nella presente pubblicazione sono di proprietà della Continental AG o sue affiliate. La loro raffigurazione nella presente pubblicazione non sottintende il rilascio di licenze o diritti di sfruttamento. Il loro sfruttamento è pertanto interdetto senza un'espressa autorizzazione scritta da parte della Continental AG.

Tutti i testi, le immagini, le grafiche e tutti gli altri materiali, nonché la loro coordinazione e disposizione nella presente pubblicazione, sono protetti dai diritti d'autore della Continental AG o sue affiliate e non possono essere modificati o copiati a scopi commerciali, o utilizzati in qualsiasi altra maniera.

Copyright © 2010 ContiTech AG.  
Tutti i diritti riservati.

Содержание данного издания не является окончательным и преследует лишь информационную цель. Информация не является предложением в юридическом смысле и не является основой для заключения соглашений по продукту. Если не оговорено специально, она не является также частью существующих или возможных в будущем контрактов с ContiTech AG.

Настоящее издание не содержит никаких гарантий или обещаний в отношении продукции ContiTech AG как явно, так и по умолчанию, а также в отношении актуальности, достоверности и качества информации и доступности продукта. Информация и описанные в издании продукты могут быть модернизированы или актуализированы в любое время без предварительного уведомления со стороны ContiTech AG.

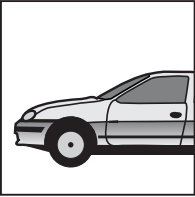


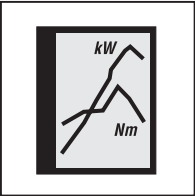
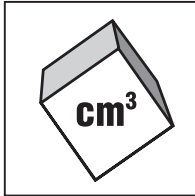
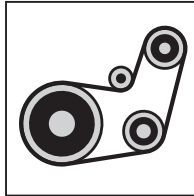


ContiTech AG не несет ответственности в связи с данной публикацией. Ответственность за любой прямой или косвенный ущерб, требование компенсации за последующий возможный ущерб, независимо от их вида и юридического обоснования, возникшие в результате пользования данным изданием, исключаются, насколько это возможно юридически.

Использованные в издании марки, логотипы или патенты являются, согласно правам по защите промышленной деятельности, собственностью компании Continental AG или ее дочерних компаний. Публикация их в данной брошюре не дает права на дальнейшее их использование. Их использование без письменного согласия со Continental AG невозможно.




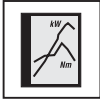




Все права на тексты, фотографии, рисунки и другие материалы данной брошюры, а также дизайн и верстку, которые не могут быть изменены, скопированы или иным способом употреблены в коммерческих целях, принадлежат Continental AG или ее дочерним компаниям.

Copyright © 2010 ContiTech AG.  
Все права защищены

**Zeichenerklärung**  
**Key to symbols**  
**Signification des symboles**  
**Significado de símbolos**  
**Spiegazione de simboli**  
**Условное обозначение**

	Fahrzeugtyp Model Marque / Modèle Modelo Marca / Modello Марка автомобиля модель		Baujahr Year Année Año Anno Год выпуска		Motor Code Engine code Code moteur Código motor Codice motore Номер двигателя
	Leistung kW Output kW Puissance kW Potencia kW Potenza kW Мощность кВт		Hubraum cm <sup>3</sup> Capacity cm <sup>3</sup> Cylindrée en cm <sup>3</sup> Cilindrada cm <sup>3</sup> Cilindrata cm <sup>3</sup> Объем двигателя см <sup>3</sup>		Anwendungen Application Utilisation Aplicación Impiego Назначение
	Abmessung Size Dimension Dimensión Dimensione Год выпуска		Abmessung Size Dimension Dimensión Dimensione Год выпуска		

**Anwendungsbeispiel**  
**Application examples**  
**Exemples d'utilisation**  
**Ejemplo de aplicación**  
**Esempio di applicazione**  
**Пример применения**

							
SKODA OCTAVIA (1U)	12	AEE	55	1598	RR1229 (137) RR1229 K1	ALT, PS ALT, PS, AC	6K1080 6K1548
1.6	09/96	AEE	55	1598	RR1229 (137) RR1229 K1	ALT, PS ALT, PS, AC	6K1080 6K1548



**Abkürzungsverzeichnis**  
**List of abbreviations**  
**Liste des abréviations**  
**Índice de abreviaturas**  
**Indice delle abbreviazioni**  
**Значение аббревиатуры**

	Deutsch	English	Français	Español	Italia	Russia
XXXX->	ab	from	à partir de	desde	da	с
->XXXX	bis	up to	jusqu'à	hasta	a	до
(XXX)	mit	with	avec	con	con	с
ø 98 mm	Durchmesser	diameter	diamètre	diámetro	diametro	Диаметр
2X	2 Riemen	2 belts	2 courroies	2 correas	2 cinghie	2 ремня
2. FAN	2. Lüfter	2 <sup>nd</sup> fan	2 <sup>e</sup> ventilateur	2° ventilador	2° ventilatore	2-ой вентилятор
AC	Klimaanlage	air conditioning unit	climatiseur	aire acondicionado	aria condizionata	кондиционер
AIRC	Luftpresse	air compressor	compresseur	compresor de aire	compressore d'aria	Воздушный компрессор
AIRP	Luftpumpe	air pump	pompe à air	bomba de aire	pompa dell'aria	Воздушный насос
ALT	Drehstrom- Lichtmaschine	alternator	alternateur	alternador	alternatore trifase	Генератор иере- менного тока
ALT2	2. Drehstrom- lichtmaschine	second alternator	2° alternateur	sinamo trifásica	secondo alternatore trifase	Генератор иере- менного тока
AUTOM	Automatic	automatic transmission	boîte automatique	automático	automático	АКП
autom. TP	automatische Spannrolle	automatic tension pulley	galet tendeur automatique	rodillo tensor automático	rullo tendicinghia automatico	Автоматический натяжной ролик
BACK	hinten	back	arrière	trasero	posteriore	сзади
BL	Gebälse	blower	ventilateur	ventilador	ventilatore	Вентилятор
BS	Ausgleichswelle	balance shaft	arbre de différentiel	árbol contrarotante	albero del differenziale	Балансирный вал
CA	Nockenwelle	camshaft	arbre à cames	árbol de levas	albero a camme	Распределитель- ный вал
CARB	Vergaser	carburetor	carburateur	carburador	carburatore	Карбюратор
CAT	Katalysator	catalytic converter	pot catalytique	catalizador	catalizzatore	Катализатор
CH-NO	Fahrgestell-Nr.	chassis no.	n° châssis	n° chasis	n° telaio	№ шасси
CHR	Lader	charger	suralimenteur	cargador	caricatore	турбонагнетатель
COMPR	Kompressor	compressor	compresseur	compresor	compressore	компрессор
CS	Kurbelwelle	crankshaft	vilebrequin	cigüeñal	albero motore	Коленчатыйвал
CVH	Reihenmotor mit halbkugelförmigen Brennräumen	in-line engine with hemispherical combustion chambers	moteur en ligne à chambres de combustion hémisphériques	motor en línea con cámara de combustión semiesférica	motore in linea con camere di combustione semisferiche	Однорядный двигатель с полу- сферически ми камерамм сгорания
DOHC	Doppette obenliegende Nockenwelle	double overhead camshaft	double arbre à cames en tête	doble árbol de levas superior	albero a camme doppio in testa	Верхний двойной распределитель ный вал
DP	Doppelpumpe	double pump	double pompe	bomba doble	doppia pompa	двойной насос
DYN	Lichtmaschine	dynamo	dynamo	dinamo	dinamo	Автомобильный генератор
ENG	Motor	engine	moteur	motor	motore	Двигатель
FAN	Lüfter	fan	ventilateur	ventilador	ventilatore	Вентилятор
GP	Führungsrolle	guide pulley	galet de guidage	rodillo guía	galoppino	Направляющий ролик
HYDP	Hydraulikpumpe	hydraulic pump	pompe hydraulique	bomba hidráulica	pompa idraulica	Гидравлическая помпа
IDLER	Zwischenrolle	idler	galet intermédiaire	polea intermedia	puleggia intermedia	Промежуточный ролик
INJ	Einspritzer	injection engine	injecteur	inyector	iniettore	Форсунка
INJ MULTIP	Einlaßkanalein- spritzung	multi point injection	injection canal admission	inyección múltiple	iniezione multipla	Впрыск через впускной канал
INJP	Einspritzpumpe	injection pump	pompe à injection	bomba de inyección	pompa ad iniezione	Топливный насос
JKR	je nach Keilriemen	depending on V-belt	svt. courroie trapézoïdale	según correa trapezial	a seconda della cinghia trapezoidale	Зависит клинового ремня
JKRR	je nach Keilrippenriemen	depending on V-ribbed belt	svt. courroie striée	según correa trapezial ranurada	a seconda della cinghia trapezoidale nervata	Зависит от поликлового ремня

**Abkürzungsverzeichnis**  
**List of abbreviations**  
**Liste des abréviations**  
**Índice de abreviaturas**  
**Indice delle abbreviazioni**  
**Значение аббревиатуры**

	Deutsch	English	Français	Español	Italia	Russia
JP	Führungsrolle	jockey pulley	galet directeur	polea-guía	ruota di guida	Направляющий ролик
LC	Niveauregulierung	level control	correction assiette	control del nivel	controllo livello	Регулировка дорожного просвета
LH	Einbauseite links	left-hand installation	côté montage gauche	lado de montaje izquierdo	lato di montaggio destro	Встроен слева
LHD	Linkslenkung	left hand drive	conduite à gauche	conducción a la izquierda	guida sinistra	Встроен слева
LK	Ladeluftkühler	air cooler	refroidisseur d'air de suralimentation	intercooler	intercooler	Автомобиль с левым рулем
LOWER	untere	lower	inférieur(e)	inferior	inferiore	нижний
MANL	Handschtaltung	manual transmission	changement de vitesses manuel	cambio manual	cambio manuale	Охладитель наддувочного воздуха
mech. TP	mechanische Spannrolle	mechanical tension pulley	galet tendeur mécanique	rodillo tensor mecánico	rullo tendicinghia meccanico	Ручное переключение
MOD	Modell	model	modèle	modelo	modello	модель
MTR-CODE	Motor Code	engine code	code moteur	código motor	codice motore	Механический натяжной ролик
MTR-NO	Motornummer	engine number	n° moteur	número del motor	numero motore	№ двигателя
NGR	Umrüstsatz	conversion set	set de conversion	kit de reequipamiento	kit di trasformazione	Комплект переоснащения
OE	Erstausrüstung	original equipment	première monte	equipo origen	primo equipaggiamento	Первичная комплектация
OHC	obenliegende Nockenwelle	overhead camshaft	arbre à cames en tête	árbol de levas superior	albero a camme in testa	Верхний распределительный вал
OHV	obenliegende Ventile	overhead valves	soupapes en tête	válvulas superiores	valvole in testa	Верхний клапан
OILC	Ölkühler	oil cooler	radiateur huile	radiador del aceite	radiatore olio	Масляный радиатор
OILP	Öpumpe	oil pump	pompe à huile	bomba aceite	pompa olio	Масляная помпа
OPT	wahlweise	optional	en option	opcional	facoltativo	выборочно
ORG-NO	Werk-Nr.	organisation no.	n° usine	n° fábrica	n° fabbrica	№ завода
PS	Servolenkung	power steering	direction assistée	servodirección	servosterzo	Рулевой механизм с усилителем
PTO	Nebenantrieb	power take off	prise de force	accionamiento auxiliar	presa di forza ausiliare	Вспомогательный привод
PUL	Scheibe	pulley	poulie	disco	disco	Шкив
RAD	Heizung	radiator	radiateur	radiador	riscaldatore	система обогрева
REAR	hinten	rear	postérieur	posterior	posteriore	сзади
RICAMBI-NO	Ersatzteilnummer	spare-part number	n° pièces rechange	n° pieza de repuesto	numero ricambio	№ запчасти
RH	Einbauseite rechts	right-hand installation	côté montage droite	lado de montaje derecho	lato di montaggio sinistro	Установка справа
RHD	Rechtslenker	right hand drive	conduite à droite	conducción a la derecha	guida destra	Праворульный автомобиль
SIDE	Seite	side	côté	lateral	lato	сбоку
SP	Einzelpumpe	single pump	pompe simple	bomba individual	pompa singola	Опорная шайба
STD	Standard	standard	standard	estándar	standard	стандарт
THERMO	thermostatisch	thermostatic	thermostatique	termostático	termostatico	термостатический
TP	Spannrolle	tension pulley	galet-tendeur	rodillo tensor	rullo tenditore	Натяжной ролик
TURBOC	Turbokühler	turbocooler	radiateur turbo	turborrefrigerador	turbocooler	Турбоконденсатор
UPPER	oben	upper	superieur	superior	superiore	вверху
VACP	Vakuumpumpe	vacuum pump	pompe à vide	bomba de vacío	pompa pervuoto	Вакуумная помпа
VEH	Fahrzeug (-Nr.)	vehicle/model	véhicule/modèle	vehículo/modelo	veicolo/modello	Автомобиль (№)
WP	Wasserpumpe	water pump	pompe à eau	bomba de agua	pompa acqua	Водяная помпа
XTR COL	Extra-Kühlung	extra cooling	refroidissement extra	refrigeración adicional	raffreddamento supplem	специальное охлаждение